

2018

FULL LINE CATALOG




THE ELECTRICIAN'S
CHAMPION



IDEALIND.COM

THE ELECTRICIAN'S CHAMPION™





As an electrician, you know that the rest of the world relies on your work.
And you need a partner who understands what you have to deliver.
From cut to test, IDEAL Electrical is the only brand that touches
every part of the process. We get it.

We've been committed to the craft and its craftsmen for more than 100
years. Whether you're the electrical contractor or datacomm technician,
production engineer or plant manager, we know the job the way you
know the job. So we build the tools you need to get it done.

This catalog contains over 6,000 tools and supplies. Each has been
designed with your needs, safety and comfort in mind.

No one supports, understands and equips the electrician quite like
IDEAL. In every product we make, and in everything we do,
we are The Electrician's Champion.

TABLE OF CONTENTS

WIRE TERMINATION

Twist-on Wire Connectors	A-6
WeatherProof™ & UnderGround™ Wire Connectors ..	A-9
BUCHANAN Wire Connectors	A-11
SpliceLine® In-Line Wire Connectors	A-14
In-Sure® Push-In Wire Connectors	A-14
PowerPlug® Luminaire Disconnects	A-16
Grounding Products	A-18
SLK® Disconnect Fuse Kits	A-22
Crimp Terminals & Splices	A-29
Terminal Strips	A-34
BUCHANAN B-TAP® Connectors	A-37

TOOLS & SUPPLIES

Fish Tapes & Accessories	B-4
Fishing Poles	B-7
Wire Pulling Lubricants & Accessories	B-8
Pulling Supplies	B-12
Conduit Benders	B-14
Wire Strippers	B-16
Pliers	B-21
Miscellaneous Hand Tools	B-24
Cable Cutters	B-27
Screwdrivers	B-29
Industrial Bits & Accessories	B-38
Insulated Hand Tools	B-40
Tool Carriers & Bags	B-47
Hand Tool Kits	B-51
Cutting & Holemaking Tools	B-54
Cable Ties	B-70
Cable Staples	B-76
Wire Markers	B-77
Switches	B-78
Heat Shrink	B-84
Heat Guns	B-89
Lockout/Tagout	B-90
Safety Signs	B-99
Safety Tapes	B-100

AEROSPACE

Stripmaster® Wire Strippers	C-4
Custom Stripmaster® Wire Strippers	C-7
Pneumatic Wire Strippers	C-14

TEST & MEASUREMENT

Circuit Tracers	D-3
Clamp Meters	D-6
Circuit Analyzers	D-11
Multimeters	D-13
Specialty Testers	D-14
Accessories	D-17

DATACOMM/NETWORKS

Testers	E-3
Compression Tools & Connectors	E-5
Crimp Tools/Die Sets	E-7
Tools	E-8
Modular Plugs	E-10
Strippers	E-13
Splitters	E-14
Kits	E-15
Fiber Optics	E-18



THE LINESMAN PLIER WITH
SMART-GRIP™ HANDLE
Page B-21

THE ELECTRICIAN'S
CHAMPION™  **IDEAL**®

WIRE TERMINATION

INGENUITY & PERFORMANCE

From the introduction of our first twist-on wire connector in 1924, IDEAL has been the leading force in wire termination technology. Through ingenuity, proven performance and innovative engineering, IDEAL continues to lead the electrical industry with products that deliver more than the price paid.

TWIST-ON WIRE CONNECTORS

Wire-Nut® Wire Connectors.....	A-6
Wing-Nut® Wire Connectors.....	A-7
Twister® Wire Connectors.....	A-8
WeatherProof & UnderGround Wire Connectors.....	A-9
Twister® Al/Cu Wire Connectors.....	A-10
B-CAP® Wire Connectors.....	A-11
WireTwist®/WingTwist® Wire Connectors.....	A-12

PUSH-IN WIRE CONNECTORS

SpliceLine® In-Line Wire Connectors.....	A-15
In-Sure® Push-In Wire Connectors.....	A-15

LUMINAIRE DISCONNECTS

PowerPlug® Luminaire Disconnects.....	A-17
---------------------------------------	------

GROUNDING PRODUCTS

Grounding Pigtailed.....	A-19
Grounding Screws.....	A-20

STREETLIGHT KITS

SLK®.....	A-23
BUCHANAN Streetlight Kits.....	A-27

ELECTRICAL TERMINALS, CRIMP AND SCREW CONNECTORS

Ring.....	A-30
Spade.....	A-30
Disconnects.....	A-31
Splices.....	A-32
Terminal Strips.....	A-34

TAP CONNECTORS

B-TAP® Insulation-Piercing Connectors.....	A-37
--	------



TAN TWISTER®
WIRE CONNECTOR
Page A-8

TWIST-ON WIRE CONNECTORS... A DESIGN FOR EVERY APPLICATION.

Wire-Nut® Wire Connectors - The American Classic Since 1928

This American classic is the original connector that started it all. The Wire-Nut® Wire Connector has five color-coded models that cover a full range of applications from 20 to 6 AWG. The ribbed shell provides a positive grip and the fixed, square-wire spring provides a secure connection.



Wing-Nut® Wire Connectors - High-Leverage Wing

For extra leverage and superior torque, the Wing-Nut® Wire Connector provides an easy, secure grip when connecting a wide range of wires. The specially designed contoured wings make for extra torque and quick work on any electrical job. Three models cover from 18 to 6 AWG and include, the **Red 452® Wing-Nut® with the widest range of any wing-styled connector in the industry.**



Twister® Wire Connectors - Comfortable, Swept Wing

The industry's choice for comfort. With three models, the Twister® Wire Connector easily handles the most common wiring configurations for residential construction projects from 22 to 6 AWG. A patented, expanding square-wire spring helps to ensure a quick, secure connection. The **Twister® Pro Red/Yellow 344® Wire connector has the widest range in the industry.**



B-CAP® Wire Connectors - Low-Profile Fin

The B-CAP® Wire Connector gets you into those hard-to-reach spots comfortably, especially when you're retrofitting or updating. The contoured classic fin design provides a secure grip for extra torque, while the expanding interior spring accepts a wide range of wire sizes and combinations. Three models cover from 22 through 6 AWG.



B-Twist™ Wire Connectors - Long, Swept Wing, Fast-Start Spring

The All-in-One connector that gets the job done. The B-Twist™ Wire Connector combines all the features of red and yellow wire connectors in one outstanding design. The rounded "dial-top" provides fast, fingertip starts that come to torque quickly and the low-profile design fits easily into electrical boxes. With a super-wide range, the B-Twist™ provides top performance at a great value.



WeatherProof (Above Grade) / UnderGround (Below Grade) Wire Connectors

Twist-on connectors for underground and wet location installations. Six models cover a wide range of wire sizes from 22 through 6 AWG. The WeatherProof and UnderGround Wire Connector line features a 100% non-hardening silicone sealant to provide safe, moisture-free electrical connections. UL Listed and CSA Certified for damp/wet and direct burial applications.



Twister® Al/Cu Wire Connectors - Al/Cu Connections

The only twist-on connector for aluminum-to-copper connections. The specially formulated anti-oxidant compound prevents oxidation on aluminum conductors for improved conductivity and cooler connections. UL Listed and CSA Certified for aluminum-to-copper connections.



WIRE RANGE CHART

Model:	Wire Combinations:																		
Twister®	2 #22	3 #22	2 #20	3 #20	2 #18	2 #16	3 #16	2 #14	3 #14	2 #12	4 #14	3 #12	4 #12	3 #10	5 #12	4 #10	2 #6		
340™ Orange	MIN. 2 #22										MAX. 3 #12								
341° Tan		MIN. 3 #22						MAX. 3 #10											
344° Red/Yellow		WIDEST RANGE IN THE INDUSTRY		MIN. 2 #18										MAX. 4 #10					
342° Gray									MIN. 3 #14				MAX. 2 #8 w/ 2 #12						
Wire-Nut®																			
71B° Gray (300V)	MIN. 2 #22 Str.			MAX. 2 #16															
72B° Blue (300V)	MIN. 2 #22					MAX. 3 #16													
73B° Orange		MIN. 1 #18 w/ 1 #20					MAX. 2 #14												
74B° Yellow				MIN. 2 #18				MAX. 4 #14 w/ 1 #18											
76B° Red								MIN. 2 #14			MAX. 4 #12								
Wing-Nut®																			
451° Yellow				MIN. 2 #18						MAX. 3 #12									
452° Red		WIDEST RANGE IN THE INDUSTRY		MIN. 2 #18										MAX. 4 #10					
454° Blue													MIN. 3 #12		MAX. 1 #6 w/ 2 #8				
B-CAP®																			
B1 Yellow				MIN. 3 #20						MAX. 3 #12									
B2 Red				MIN. 2 #18						MAX. 5 #12									
B4 Blue/Gray										MIN. 2 #12			MAX. 2 #6 Stranded						
B-Twist™																			
BT2™ Red								MIN. 2 #18						MAX. 2 #8					
WingTwist®																			
WT51 Yellow				MIN. 2 #18						MAX. 3 #12									
WT41 Tan		MIN. 2 #20				MAX. 3 #10													
WT52 Red								MIN. 2 #14				MAX. 5 #12							
WT54 Blue												MIN. 3 #12		MAX. 2 #6					
WireTwist®																			
WT1 Gray (300V)	MIN. 3 #22		MAX. 2 #16																
WT2 Blue (300V)		MIN. 3 #20			MAX. 3 #16														
WT3 Orange			MIN. 2 #18		MAX. 2 #14														
WT4 Yellow		MIN. 3 #20				MAX. 2 #12													
WT6 Red								MIN. 2 #14			MAX. 4 #12								
WeatherProof																			
61° Gray/Orange		MIN. 2 #20				MAX. 2 #14													
62° Gray/Red			MIN. 3 #18						MAX. 2 #10 w/ 1 #14										
63° Gray/Dark Blue								MIN. 3 #14				MAX. 5 #10							
UnderGround/MudBug®																			
60° Gray/Gray	MIN. 1 #20 w/ 1 #18						MAX. 1 #10 w/ 2 #12												
64° Gray/Dark Blue			MIN. 2 #18 Sol.						MAX. 3 #10										
66™ Gray/Dark Blue										MIN. 3 #12			MAX. 2 #6 w/ 1 #10						
60° Yellow	MIN. 1 #20 w/ 1 #18						MAX. 1 #10 w/ 2 #12												

2 #22 3 #22 2 #20 3 #20 2 #18 2 #16 3 #16 2 #14 3 #14 2 #12 4 #14 3 #12 4 #12 3 #10 5 #12 4 #10 2 #6

WIRE CONNECTOR APPLICATION GUIDE

Model	RESIDENTIAL										COMMERCIAL									
	Light Switches	Receptacles	Ceiling Fans	Can Lights	Thermostat Controls	HVAC	Smoke/CO Detectors	Garage Door Openers	Door Bells		Multi-Gang Switch Boxes	Security Systems	Intercoms	Recessed Lighting	Controls	Illuminated Signage	Receptacles	3-Phase Motors	HVAC	
Twister®																				
340™ Orange	•	•	•	•	•	•	•	•	•											
341™ Tan	•	•					•	•	•										•	
344® Red/Yellow	•	•					•		•						•	•	•	•	•	
342® Gray														•	•		•	•		
Wire-Nut®																				
71B® Gray					•															
72B® Blue					•	•													•	
73B® Orange			•	•				•											•	
74B® Yellow	•		•	•				•					•	•						
76B® Red	•	•						•					•	•	•	•	•	•	•	
Wing-Nut®																				
451® Yellow	•	•	•	•				•				•							•	
452® Red	•	•						•				•			•	•	•	•	•	
454® Blue															•	•		•	•	
B-CAP®																				
B1 Yellow	•		•	•				•											•	
B2 Red	•	•						•							•	•	•	•	•	
B4 Blue															•	•		•	•	
B-Twist™																				
BT2™ Red	•	•						•							•	•	•	•	•	
WingTwist®																				
WT51 Yellow	•		•	•				•											•	
WT41 Tan	•	•						•	•	•									•	
WT52 Red	•	•						•							•	•	•	•	•	
WT54 Blue															•	•		•	•	
WireTwist®																				
WT1 Gray					•														•	
WT2 Blue					•	•													•	
WT3 Orange			•	•					•										•	
WT4 Yellow	•		•	•					•						•	•			•	
WT6 Red	•	•						•							•	•	•	•	•	

Model	RESIDENTIAL										COMMERCIAL									
	Landscape Lighting	Pool Filters/Controls	Outdoor Power Outlets	Patio/Deck Lighting	Bathroom/Spa Vent Fans	Security Systems	Basement/Garage	Lawn-Sprinkler Controls	Sump/Well Pumps		Landscape Lighting	Security Systems	Exterior Lighting	Street/Parking Lot Lighting	Car Washes	Processing Plants	Traffic Signals	Ejection Pumps	HVAC	
WeatherProof																				
61® Gray/Orange					•	•			•				•	•	•				•	
62® Gray/Red		•	•	•					•				•	•					•	
63® Gray/Dk. Blue		•	•	•					•				•	•					•	
UnderGround																				
60® Gray/Gray	•			•	•				•						•	•			•	
64® Gray/Dk. Blue	•				•										•	•			•	
66™ Gray/Dk. Blue															•	•			•	

Wire-Nut® Wire Connectors

The American Classic Since 1928

- Fixed square spring for a secure hold
- Refined range to handle all common applications
- Positive grip shell that is perfect to twist-on with fingers
- Excellent for fine stranded wire applications
- UL Listed to 105°C (221°F)



Model	Color	Wire Combination Range	Wire Combination Range (mm)	Quantity	Part No.
71B®	Gray	300V 22 to 16 AWG Min. 2 #22 Str. – Max. 2 #16	300V .34mm ² to 1,5mm ² Min. 2-.34mm ² Max. 3-1,5mm ²	Box of 100	30-071
				Carton of 1,000	30-171
				Keg of 25,000	30-271
72B®	Blue	300V 22 to 14 AWG Min. 2 #22 – Max. 3 #16	300V .34mm ² to 2,5mm ² Min. 2-.34mm ² Max. 3-1,5mm ²	Box of 100	30-072
				Carton of 1,000	30-172
				Keg of 10,000	30-272
				Barrel of 85,000	30-872
73B®	Orange	600V* 22 to 14 AWG Min. 1 #18 w/1 #20 Max. 2 #14	600V* .34mm ² to 2,5mm ² Min. 1-.75mm ² w/1-.50mm ² Max. 4-1,5mm ² w/1-.50mm ²	Box of 100	30-073
				Jar of 300	30-073J
				Carton of 1,000	30-173
				Bag of 500	30-273
				Keg of 10,000	30-673
74B®	Yellow	600V* 18 to 12 AWG Min. 2 #18 Max. 4 #14 w/1 #18	600V* .75mm ² to 4,0mm ² Min. 2-.75mm ² Max. 4-2,5mm ² w/1-.75mm ²	Barrel of 50,000	30-873
				Box of 100	30-074
				Jar of 175	30-074J
				Bag of 500	30-274
76B®	Red	600V* 18 to 6 AWG Min. 2 #14 Max. 4 #12	600V* .75mm ² to 16,0mm ² Min. 2-2,5mm ² Max. 2-4,0mm ²	Keg of 5,000	30-674
				Box of 100	30-076
				Jar of 150	30-076J
				Bag of 250	30-276

Models 71B®, 72B® and 73B®
PLENUM RATED
Suitable for Air-Handling Space

*1,000V maximum in fixtures and signs

High-Temp Wire-Nut® Wire Connectors

All of the same features as the Wire-Nut® Wire Connector, plus:

- Black, thermoplastic shell designed to withstand extreme heat build-up found in high-wattage light fixtures and signs
- UL Listed to 150°C (302°F)



Model	Color	Wire Combination Range	Wire Combination Range (mm)	Quantity	Part No.
71B®	Black	300V 22 to 16 AWG Min. 2 #22 Str – Max. 2 #16	300V .34mm ² to 1,5mm ² Min. 2-.34mm ² – Max. 2-1,5mm ²	Box of 100	30-3627
				Carton of 1,000	30-151
				Keg of 25,000	30-251
72B®	Black	300V 22 to 14 AWG Min. 2 #22 – Max. 3 #16	300V .34mm ² to 2,5mm ² Min. 2-.34mm ² – Max. 3-1,5mm ²	Box of 100	30-3628
				Keg of 10,000	30-252
73B®	Black	600V* 22 to 14 AWG Min. 1 #18 w/1 #20 Max. 2 #14	600V* .34mm ² to 2,5mm ² Min. 1-.75mm ² w/1-.50mm ² Max. 4-1,5mm ² w/1-.50mm ²	Box of 100	30-3629
				Keg of 10,000	30-253
				Barrel of 50,000	30-803
59B™	Black	600V* 22 to 12 AWG Min. 2 #20 – Max. 3 #14	600V* .34mm ² to 4,0mm ² Min. 2-.5mm ² – Max. 3-2,5mm ²	Box of 100	30-059
				Keg of 5,000	30-259

Models 71B®, 72B® and 73B®
PLENUM RATED
Suitable for Air-Handling Space

*1,000V maximum in fixtures and signs

Wing-Nut® Wire Connectors

High-Leverage Wing

- Contoured wing profile provides extra leverage for superior torque
- Expanding, live-action spring expands to accommodate a wide range of wire sizes and combinations
- Co-polymer shell expands for smooth, progressive tightening providing dependable connections
- Removable for repeat usage on same size or larger combinations
- Tough, UL94V-2 flame retardant shell rated at 105°C (221°F)



Model	Color	Wire Combination Range	Wire Combination Range (mm)	Quantity	Part No.
451°	Yellow	600V* 18 to 10 AWG Min. 2 #18 - Max. 3 #12	600V* .75mm ² to 6.0mm ² Min. 2-.75mm ² - Max. 3-4.0mm ²	Box of 100	30-451
				Jar of 225	30-451J
				Jar of 500	30-651J
				Bag of 500	30-651
				Barrel of 35,000	30-851
452°	Red	600V* 18 to 8 AWG Min. 2 #18 - Max. 4 #10 (Widest range in the Industry!)	600V* .75mm ² to 10.0mm ² Min. 2-.75mm ² - Max. 4-6.0mm ²	Box of 100	30-452
				Jar of 300	30-452J
				Jar of 500	30-652J
				Bag of 500	30-652
				Barrel of 25,000	30-852
454°	Blue	600V* 14 to 6 AWG Min. 3 #12 - Max. 1 #6 w/2 #8	600V* 2.5mm ² to 16.0mm ² Min. 3-4.0mm ² - Max. 2-16.0mm ² w/1-4.0mm ²	Box of 25	30-454
				Bag of 100	30-654

*1,000V maximum in fixtures and signs

Greenie® Grounding Wire Connectors

- Designed for making ground connections and bonding non-metallic sheathed cable
- Contoured wings for superior leverage
- Live-action, square-wire spring provides quality grounding connections
- Tough, UL 94V-2 flame-retardant shell rated at 105°C (221°F)



Model	Color	Wire Combination Range	Wire Combination Range (mm)	Quantity	Part No.
92°	Green	14 to 10 AWG Min. 2 #14 - Max. 4 #12	2.5mm ² to 6.0mm ² Min. 2-2.5mm ² Max. 2-4.0mm ² w/1-2.5mm ²	Box of 100	30-092
				Jar of 150	30-092J
				Bag of 500	30-292

Greenie® Grounding Connector fully meets the intent of the NEC and specifically aids in compliance with the following:

ARTICLE 250: GROUNDING

250-146 Connecting Receptacle Grounding Terminal to Box

250-148 Continuity and Attachment of Equipment Grounding Conductors to Boxes

- (B) Grounding continuity
- (D) Nonmetallic boxes

See Page A-19 for more IDEAL Grounding Products.

Twister® Wire Connectors - Preferred Choice for Residential Jobs

Comfortable Swept Wing

- Swept wings for more comfort, extra leverage, and less effort on large combinations
- Expanding, live-action spring supports a wide range of common wiring configurations
- Polypropylene shell expands for smooth, progressive tightening providing dependable connections
- Hexagonal shape accommodates standard nut driver for easy installation
- Quick take-up on even the toughest combinations, including solid-to-stranded
- UL Listed to 105°C (221°F)



Model	Color	Wire Combination Range	Wire Combination Range (mm)	Quantity	Part No.
340™	Orange	600V* 22 to 10 AWG Min. 2 #22 - Max. 3 #12	600V* ,34mm ² to 4,0mm ² Min. 2-,34mm ² - Max. 3-4,0mm ²	Box of 100	30-340
				Jar of 500	30-640J
341°	Tan	600V* 22 to 8 AWG Min. 3 #22 - Max. 3 #10	600V* ,34mm ² to 10,0mm ² Min. 3-,34mm ² - Max. 3-6,0mm ²	Box of 100	30-341
				Jar of 400	30-441J
				Bag of 500	30-641
				Jar of 750	30-341J
				Barrel of 25,000	30-841
342°	Gray	600V* 18 to 6 AWG Min. 3 #14 - Max. 2 #8 w/2 #12	600V* ,75mm ² to 10,0mm ² Min. 3-2,5mm ² - Max. 2-10,0mm ² w/2-4,0mm ²	Box of 50	30-342
				Bag of 250	30-642
				Barrel of 15,000	30-842


*1,000V maximum in fixtures and signs

Twister® Pro Wire Connectors

Cushion-Grip Swept Wing

- SureGrip™ overmolding provides improved leverage, more torque, and faster connections
- Comfortable swept wings ease hand fatigue
- Expanding square-wire spring provides a secure connection every time
- Tough, UL 94V-2 flame-retardant shell rated at 105°C (221°F)



Model	Color	Wire Combination Range	Wire Combination Range (mm)	Quantity	Part No.
344°	Red/Yellow	 600V* 22 to 8 AWG Min. 2 #18 - Max. 4 #10 (Widest range in the Industry!)	600V* ,34mm ² to 10,0mm ² Min. 2-,75mm ² Max. 4,0-6,0mm ²	Box of 50	30-144
				Jar of 250	30-244J
				Jar of 500	30-644J
				Barrel of 20,000	30-944

*1,000V maximum in fixtures and signs

WeatherProof Wire Connectors

Above Grade (Ground) Use



- 100% Silicone-based sealant protects against moisture and corrosion
- UL Listed to 486D for use in damp/wet locations or above-grade applications
- Easy to apply, pre-filled twist-on wire connectors
- Swept-wing design is built for comfort and efficiency
- Eliminates the need for heat-shrink or excessive taping
- Tough, UL 94V-2 flame-retardant shell rated at 105°C (221°F)



UnderGround Wire Connectors

Below Grade (Ground) Use



- 100% Silicone-based sealant protects against moisture and corrosion
- UL Listed to 486D for use in damp/wet locations or direct burial/below-grade applications
- Easy to apply, pre-filled twist-on wire connectors
- Expanding, live-action square-wire spring for fast, secure and long-lasting connections
- Deep skirt provides superior moisture resistance to protect connections
- Tough, UL 94V-2 flame-retardant shell rated at 105°C (221°F)



WeatherProof Wire Connectors					
Model	Color	Wire Combination Range	Wire Combination Range (mm)	Quantity	Part No.
61°	Gray/Orange	600V* 22 to 14 AWG Min. 2 #20 - Max. 2 #14	600V* .34mm ² to 4.0mm ² Min. 2-.5mm ² - Max. 2-2.5mm ²	Card of 25	30-1161
				Jar of 150	30-1261J
				Carton of 1,000	30-1361
62°	Gray/Red	600V* 18 to 8 AWG Min. 3 #18 - Max. 2 #10 w/1 #14	600V* .75mm ² to 10.0mm ² Min. 2-1.5mm ² Sol. - Max. 2-6.0mm ²	Card of 20	30-1162
				Jar of 100	30-1262J
				Carton of 1,000	30-1362
63°	Gray/Dk. Blue	600V* 16 to 6 AWG Min. 3 #14 - Max. 5 #10	600V* 1.5mm ² to 16.0mm ² Min. 3-2.5mm ² Sol. - Max. 5-6.0mm ²	Card of 15	30-1163
				Jar of 50	30-1263J
				Carton of 1,000	30-1363
UnderGround Wire Connectors					
Model	Color	Wire Combination Range	Wire Combination Range (mm)	Quantity	Part No.
60°	Gray/Gray	600V* 20 to 10 AWG Min. 1 #20 w/1 #18 Max. 1 #10 w/2 #12	600V* .5mm ² to 6.0mm ² Min. 1-.5mm ² w/1.75mm ² Max. 1-6.0mm ² w/2-4.0mm ²	Card of 25	30-1160
				Box of 100	30-1260
64°	Gray/Dk. Blue	600V* 18 to 8 AWG Min. 2 #18 Sol. - Max. 3 #10	600V* .75mm ² to 10.0mm ² Min. 2-.75mm ² Sol. - Max. 3-6.0mm ²	Box of 50	30-1264
66™	Gray/Dk. Blue	600V* 14 to 6 AWG Min. 3 #12 - Max. 2 #6 w/1 #10	600V* 2.5mm ² to 16.0mm ² Min. 3-4.0mm ² Sol. - Max. 2-16.0mm ² w/1-6.0mm ²	Box of 50	30-1066

WeatherProof & UnderGround Wire Connector Combo Packs



Combination Packages			
Model	Color	Quantity	Part No.
61°/62°	Gray/Orange · Gray/Red WeatherProof Wire Connectors	Card of 10 (5 ea.)	30-6162
60°/64°	Gray/Blue · Gray/Dk. Blue UnderGround Wire Connectors	Card of 10 (5 ea.)	30-6064

*1,000V maximum in fixtures and signs

WARNING: One time use only. Do not reuse connector.

MudBug® Utility Wire Connectors

- Connects underground gas tracer lines providing superior protection
- Moisture and corrosion resistant, pre-filled with non-hardening, 100% silicone
- UL Listed to direct burial test standard 486D up to 600V maximum voltage



Model	Color	Wire Combination Range	Wire Combination Range (mm)	Quantity	Part No.
60®	Yellow	600V* 20 to 10 AWG Min. 1 #20 w/1 #18 – Max. 1 #10 w/2 #12	600V* .5mm ² to 6.0mm ² Min. 1-.5mm ² w/1,75mm ² – Max. 1-6.0mm ² w/2 - 4.0mm ²	Carton of 1,000	30-360Y

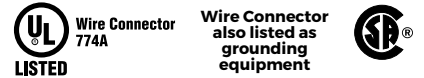
*1,000V maximum in fixtures and signs

WARNING: One time use only. Do not reuse connector.

Twister® Al/Cu Wire Connectors

Al/Cu Connections

- Only aluminum-to-copper twist-on connector specifically designed to provide a secure connection while preventing aluminum corrosion
- Pre-filled antioxidant compound prevents oxidation of aluminum conductors
- Patent swept wings and hexagonal head for easy installation by hand or with standard nut driver
- Live-action, square-wire spring expands and contracts with aluminum wire
- Entry-cap retains corrosion-resistant compound
- Tough, UL 94V-2 flame-retardant shell rated at 105°C (221°F)
- Complies with N.E.C. Section #110-14(b) for aluminum-to-copper connections; UL Listed to 486C and CSA Certified to C22.2 #188



Model	Color	Wire Combination Ranges	Quantity	Part No.
65	Purple	1 #10 Al solid w/1 or 2 #10 Cu solid	Card of 2	30-065
		1 #10 Al w/1 or 2 #12 Cu	Card of 10	30-765
		2 #10 Al solid w/1 #12 Cu	Card of 25	30-165
		1 #10 Al w/1 or 2 #14 Cu	Box of 100	30-265
		2 #10 Al solid w/1 #14 Cu	Carton of 1,000	30-365
		1 #12 Al solid w/1 #10 Cu		
1 #12 Al solid w/1 or 2 #10 Cu				
1 #12 Al stranded w/1 or 2 #10 Cu solid				
1 #12 Al w/1 or 2 #12 Cu				
2 #12 Al solid w/1 #12 Cu				
1 #12 Al w/1 or 2 #14 Cu				
2 #12 Al solid w/1 #14 Cu				
1 #12 Al w/1 or 2 #16 Cu				
2 #12 Al solid w/1 #16 Cu				
1 #10 Al w/1 or 2 #16 Cu				
2 #10 Al solid w/1 #16 Cu				
1 #12 Al w/1 or 2 #18 Cu				
2 #12 Al solid w/1 #18 Cu				

600V maximum building wire; 1,000V signs or light fixtures

WARNING:

1. One time use only. Do not reuse connector.
2. Do not use on aluminum to aluminum wire combinations.
3. Wiring must comply with all applicable electrical codes.
4. Use with aluminum-to-copper or copper clad-to-copper connections only.

For a complete listing of UL approved wire combinations, visit us at idealind.com

B-CAP® Wire Connectors

Low-Profile Fin

- Low profile design gets into tight spaces and hard-to-reach spots comfortably
- Slim, classic fins offer a secure grip for extra leverage and easy installation
- Live-action spring expands to accept wire shape and size with no pre-twisting
- Unique, space-saving profile is perfect for “old work” or shallow boxes
- Tough, UL 94V-2 flame-retardant shell rated at 105°C (221°F)
- Green-B® designed for making ground connections and bonding non-metallic sheathed cable



Wire Connector
774A

Cu/Cu
Only



Model	Color	Wire Combination Range	Wire Combination Range (mm)	Quantity	Part No.
B1	Yellow	600V* 22 to 10 AWG Min. 3 #20 – Max. 3 #12	600V* .34mm ² to 6.0mm ² Min. 3-.5mm ² – Max. 3-4.0mm ²	Box of 100	B1-1
				Jar of 250	B1-250JR
				Jar of 500	B1-500JR
				Bag of 500	B1-B
B2	Red	600V* 22 to 8 AWG Min. 2 #18 – Max. 5 #12	600V* .34mm ² to 10.0mm ² Min. 2-.75mm ² – Max. 5-4.0mm ²	Box of 100	B2-1
				Jar of 350	B2-350JR
				Jar of 500	B2-500JR
				Bag of 500	B2-B
B4	Blue-Gray	600V* 14 to 6 AWG Min. 2 #12 – Max. 2 #6 Stranded	600V* 2.5mm ² to 16.0mm ² Min. 2-4.0mm ² – Max. 2-16.0mm ²	Box of 25	B4-1
				Carton of 250	B4-B
BGR	Green	14 to 10 AWG Min. 2 #14 – Max. 5 #12	2.5mm ² to 6.0mm ² Min. 2-2.5mm ² – Max. 5-4.0mm ²	Box of 50	BGR-1
				Carton of 250	BGR-B

*1,000V maximum in fixtures and signs

B-TWIST™ Wire Connectors

Long, Swept Wing, Fast-Start Spring

- All-in-one connector with wide red/yellow range from 2 #18 to 2 #8
- Rounded dial-top with vertical ribs provides fast fingertip starts
- Connection comes to torque quickly to get the job done efficiently
- Long swept-wings improve comfort and torque
- Wide, expanding spring makes for easy starts on even the largest combinations
- Tough, UL 94V-2 flame-retardant shell rated at 105°C (221°F)



Wire Connector
774A

Cu/Cu
Only



Model	Color	Wire Combination Range	Wire Combination Range (mm)	Quantity	Part No.
BT2™	Red	600V* 18 to 8 AWG Min. 2 #18 – Max. 2 #8	600V* .75mm ² to 10mm ² Min. 2-.75mm ² – Max. 1-8.0mm ² w/2-6.0mm ²	Box of 100	BT2-1
				Jar of 500	BT2-500JR
				Barrel of 25,000	BT2-SK

*1,000V maximum in fixtures and signs

For a complete listing of UL approved wire combinations, visit us at idealind.com

WireTwist® Wire Connectors Fixed Spring



Wire Connector
774A

Cu/Cu
Only



- Positive grip shell design for fast, easy installation
- Fixed, square-wire spring creates secure connections
- Deep skirt protects against flash-over
- Tough, UL 94V-2 flame-retardant shell (105°C/221°F)

Model	Color	Wire Combination Range	Wire Combination Range (mm)	Quantity	Part No.
WT1	Gray	300V 22 to 14 AWG Min. 3 #22 - Max. 2 #16	300V .34mm ² to 2,5mm ² Min. 3-.34mm ² - Max. 2-1,5mm ²	Box of 100	WT1-1
				Bag of 500	WT1-B
WT2	Blue	300V 22 to 14 AWG Min. 3 #20 - Max. 3 #16	300V .34mm ² to 2,5mm ² Min. 3-.50mm ² - Max. 3-1,5mm ²	Box of 100	WT2-1
				Bag of 500	WT2-B
WT3	Orange	600V* 22 to 14 AWG Min. 2 #18 - Max. 2 #14	600V* .34mm ² to 2,5mm ² Min. 2-.75mm ² - Max. 2-2,5mm ²	Box of 100	WT3-1
				Bag of 500	WT3-B
WT4	Yellow	600V* 22 to 10 AWG Min. 3 #20 - Max. 2 #12	600V* .75mm ² to 6,0mm ² Min. 2-.75mm ² - Max. 2-4,0mm ²	Box of 100	WT4-1
				Bag of 500	WT4-B
WT6	Red	600V* 20 to 8 AWG Min. 2 #14 - Max. 4 #12	600V* .50mm ² to 10,0mm ² Min. 2-2,5mm ² - Max. 4-4,0mm ²	Box of 100	WT6-1
				Bag of 250	WT6-B

*1,000V maximum in fixtures and signs

WingTwist® Wire Connectors Contoured Spring



Wire Connector
774A

Cu/Cu
Only



- Contoured wing design provides enhanced torque
- Expanding, square-wire spring creates secure connections
- Wide, deep skirt opening accommodates a variety of wire combinations
- Tough, UL 94V-2 flame retardant shell (105°C/221°F)
- Model WGR UL 486A listed.

Model	Color	Wire Combination Range	Wire Combination Range (mm)	Quantity	Part No.
WT51	Yellow	600V* 18 to 10 AWG Min. 2 #18 - Max. 3 #12	600V* .75mm ² to 6,0mm ² Min. 2-.75mm ² - Max. 3-4,0mm ²	Box of 100	WT51-1
				Bag of 500	WT51-B
				Jar of 500	WT51-500JR
				Barrel of 25,000	WT51-SK
WT41	Tan	600V* 22 to 10 AWG Min. 2 #20 - Max. 3 #10	600V* .34mm ² to 6,0mm ² Min. 2-0,5mm ² - Max. 3-6,0mm ²	Box of 100	WT41-1
				Bag of 500	WT41-B
				Jar of 500	WT41-500JR
				Barrel of 25,000	WT41-SK
WT52	Red	600V* 18 to 10 AWG Min. 2 #14 - Max. 5 #12	600V* .75mm ² to 6,0mm ² Min. 2-2,5mm ² - Max. 5-4,0mm ²	Box of 100	WT52-1
				Bag of 500	WT52-B
				Jar of 500	WT52-500JR
				Barrel of 25,000	WT52-SK
WT54	Blue	600V* 14 to 6 AWG Min. 3 #12 - Max. 2 #6	600V* 2,5mm ² to 16,0mm ² Min. 3-4,0mm ² - Max. 2-16,0mm ²	Box of 50	WT54-1
				Bag of 100	WT54-B
WGR	Green	14 to 10 AWG Min. 2 #14 - Max. 5 #12	2,5mm ² to 6,0mm ² Min. 2-2,5mm ² - Max. 5-4,0mm ²	Box of 50	WGR-1
				Carton of 250	WGR-B

*1,000V maximum in fixtures and signs

For a complete listing of UL approved wire combinations, visit us at idealind.com

Combination WingTwist®/WireTwist® Wire Connectors



- Kit Contains:
 - WT1 WireTwist® Wire Connector, Gray, (Qty. 100)
 - WT2 WireTwist® Wire Connector, Blue, (Qty. 100)
 - WT3 WireTwist® Wire Connector, Orange, (Qty. 100)
 - WT4 WireTwist® Wire Connector, Yellow, (Qty. 100)
 - WT6 WireTwist® Wire Connector, Red, (Qty. 25)
 - WT41 WingTwist® Wire Connector, Tan, (Qty. 60)
 - WT51 WingTwist® Wire Connector, Yellow, (Qty. 100)
 - WT52 WingTwist® Wire Connector, Red, (Qty. 25)
 - WT54 WingTwist® Wire Connector, Blue, (Qty. 10)
 - Reusable case

Description	Quantity	Part No.
WireTwist®/WingTwist® Wire Connector Combination Kit	620 pcs.	30-2091

Spin-Twist® Wire Connector Socket

- Speeds installation of IDEAL and Buchanan Wire Connectors
- For use with electric corded or cordless drill drivers
- 1/4 in. chuck fits most drills or drive sockets



Description	Part No.
For Connector Models: Wire-Nut® (Models 74B® & 76B® only), Wing-Nut®, Twister®, B-CAP®, WireTwist® (WT4 & WT6 models) & WingTwist® Wire Connectors	30-902

IDEAL Wire connectors are available in:

Barrels

For really big jobs when you can't afford to run out of connectors.



Store N' Pour™ Jars

Easy-pour design keeps connectors clean and your shelf organized.



360° Zipper Bags

These bags are convenient, re-closeable and stand-up on the job.



Boxes

For small jobs at hand, just grab a box.




PUSH-IN WIRE CONNECTORS

In-Sure® Push-In Wire Connectors

If it's IDEAL, it's a quality connector – and the In-Sure® Push-In Wire Connector is no exception. Color-coded, the clear polycarbonate housing allows for visual verification of every connection. The ergonomic design of the In-Sure® is easier to grip which means more comfortable push-in type connections.

Perfect for OEM lighting manufacturing, prefabricated wiring systems, and any other branch circuit wiring applications where a traditional twist-on wire connector would be used. Simply push the wire in – the low insertion force makes it easy. UL Listed, CSA Certified and rated to 600V and 105°C, the In-Sure® Push-In Wire Connector saves time and improves productivity while perfecting connections.

GREAT
FOR
RESIDENTIAL
APPLICATIONS



- **Stainless steel inserts restrict pull out**
- **Visual verification of connection**
- **Tin-plated copper bus system**
- **Check port for continuity testing**
- **Color-coded for easy identification**

SpliceLine® In-Line Wire Connectors

The SpliceLine® In-Line Wire Connector is a revolutionary in-line wire connector that utilizes patented push-in technology in a unique design to provide a crimp-free, solderless butt splice faster and easier. The 2-port model supports a wide range of either stranded or solid wires, allowing one connector to cover the same range as three traditional butt splices.

The end-to-end connection of SpliceLine® is a great solution for today's pre-fab operations and also makes it perfect for lengthening short wires in tight spaces. It easily passes through ½ in. knockouts and the transparent polycarbonate allows for visual inspection, providing a secure connection every time.

75%
FASTER
THAN BUTT SPLICES
NO MORE
CRIMPING



SpliceLine® In-Line Wire Connectors

- Faster alternative to traditional butt splices
- Crimp-free, solderless push-in butt splice
- Slim design fits through 1/2 in. knockout
- Perfect for lengthening wire
- Transparent polycarbonate housing for visual inspection of connection
- Listed for UL 467




SpliceLine®



Model	Color	Rating	Wire Range	Quantity	Part No.
42	Orange	600V/20A 105°C	Solid: 20-12 AWG Stranded: 16-12 AWG (≤19 str.) Stranded Tin-Bonded: 18-14 AWG (≤19 str.)	Bag of 10	30-1342S
				Box of 100	30-1042
				Jar of 300	30-1042J
				Box of 2,500	30-1642

In-Sure® Push-In Wire Connectors Strip. Push. Connect.

- No-twist push-in design reduces repetitive motion fatigue
- Low insertion force for fast and easy connections
- Compact size makes installation easy
- Clear shell gives visual verification of connection
- Tough, UL 94V-2 flame-retardant shell rated at 105°C (221°F)
- Models 32, 33, 34 and 39 Listed for UL 467




Model	Color	Ports	Amp Rating	Wire Range	Quantity	Part No.
32	Red	2	20 Amp	Solid: 20 - 12 AWG Stranded: 16 - 12 AWG (≤19 str.) 18 AWG (7 Strand) Stranded (Tin Bonded): 18 - 14 AWG (≤19 str.)	Box of 100	30-1032
					Jar of 300	30-1032J
					Box of 5,000	30-1632
33	Orange	3	20 Amp	Solid: 20 - 12 AWG Stranded: 16 - 12 AWG (≤19 str.) 18 AWG (7 Strand) Stranded (Tin Bonded): 18 - 14 AWG (≤19 str.)	Box of 100	30-1033
					Jar of 250	30-1033J
					Box of 5,000	30-1633
34	Yellow	4	20 Amp	Solid: 20 - 12 AWG Stranded: 16 - 12 AWG (≤19 str.) 18 AWG (7 Strand) Stranded (Tin Bonded): 18 - 14 AWG (≤19 str.)	Box of 100	30-1034
					Jar of 200	30-1034J
					Box of 5,000	30-1634
87	Gray	5	20 Amp	Solid: 20 - 12 AWG Stranded: 16 - 14 AWG (≤19 str.) 18 AWG (7 Strand) Stranded (Tin Bonded): 18 - 14 AWG (≤19 str.)	Jar of 150	30-087J
					Box of 3,000	30-687
88	Blue	6 Stacked	20 Amp	Solid: 20 - 12 AWG Stranded: 16 - 14 AWG (≤19 str.) 18 AWG (7 Strand) Stranded (Tin Bonded): 18 - 14 AWG (≤19 str.)	Jar of 100	30-088J
					Box of 2,500	30-688
90	Black	8	20 Amp	Solid: 20 - 12 AWG Stranded: 16 - 14 AWG (≤19 str.) 18 AWG (7 Strand) Stranded (Tin Bonded): 18 - 14 AWG (≤19 str.)	Jar of 100	30-090J
					Box of 2,000	30-690
39	Blue	3	30 Amp	Solid: 14 - 10 AWG Stranded: 12 - 10 AWG (≤19 str.) Stranded (Tin Bonded): 14 - 10 AWG (≤19 str.)	Box of 50	30-1039
					Jar of 150	30-1039J

COPPER TO COPPER ONLY. Do not use on aluminum. Temperature rating: 105°C (221°F) maximum. 600V maximum building wire, 1000V maximum signs or lighting fixtures.


POWERPLUG® LUMINAIRE DISCONNECTS

The IDEAL PowerPlug® Luminaire Disconnect fully meets the current National Electric Code and Canadian Electric Code for non-residential fluorescent luminaires. The PowerPlug® helps reduce electrical shock hazard during ballast replacement by safely disconnecting hot and neutral ballast wiring. Both halves of PowerPlug® meet UL and CSA finger-probe safety requirements. Advanced push-in technology provides fast, efficient ballast connections resulting in reduced installation time and improved labor savings. The PowerPlug® is available in 2-pole and 3-pole models with options for new installation or ballast retrofitting.



PowerPlug® Luminaire Disconnects

- Allows safe disconnect of hot and neutral ballast wiring
- Perfect for new, retrofit or OEM lighting installations
- Push-in technology results in quicker connections, saving time and increasing productivity
- Both halves are "touch-safe" per UL 2459
- Fits through 1/2 in. knockout



Selection Chart

Application	New Installations	Retrofits
For 1-ballast fixtures	102®	102®, 182®
For 2-ballast, dimming and switching fixtures	103	103, 183

Model	Color	Electrical Rating	Line Side	Ballast Side	Quantity	Part No.
102® 2-wire	Orange	6 Amps/600 Volts Max.	Solid: #12 - #18 Stranded: #12 - #14 (≤19 str.) Stranded Tin-Bonded: #12 - #14 (≤19 str.) #16 (≤26 str.) #18 (≤16 str.)	Solid: #12 - #18 Stranded: #12 - #14 (≤19 str.) Stranded Tin-Bonded: #12 - #14 (≤19 str.) #16 (≤26 str.) #18 (≤16 str.)	Card of 25	30-372
					Jar of 75	30-382J
					Jar of 150	30-352J
					Box of 1,000	30-102
103 3-Wire	Orange	6 Amps/600 Volts Max.	Solid: #12 - #18 Stranded: #12 - #14 (≤19 str.) Stranded Tin-Bonded: #12 - #14 (≤19 str.) #16 (≤26 str.) #18 (≤16 str.)	Solid: #18 Stranded: None Stranded Tin-Bonded: #18 (≤16 str.)	Card of 20	30-383X
					Jar of 100	30-353XJ
					Box of 1,000	30-103X
182® 2-Wire	Orange	3 Amps/600 Volts Max.	Solid: #18	Solid: #18	Box of 100	30-082
					Box of 2,500	30-682
					Box of 1,000	30-682L
183 3-Wire	Orange	3 Amps/600 Volts Max.	Solid: #18	Solid: #18	Box of 100	30-083
					Box of 2,500	30-683

1,000V maximum fixtures and signs.

Basic Lighting Maintenance Kit

- Kit Contains:
 - Wire-Nut® Wire Connectors (25 Model 72B® Blue, 25 Model 73B® Orange)
 - In-Sure® Push-In Wire Connectors (25 Model 33, Orange)
 - SpliceLine® In-Line Wire Connectors (25 Model 42 Orange)
 - PowerPlug® Luminaire Disconnects (30 Model 102® 2-Port, 15 Model 103 3-Port, 50 Model 182® 2-Port)



Lighting Installation Kit

- Kit Contains:
 - Wire-Nut® Wire Connectors (100 Model 72B® Blue)
 - In-Sure® Push-In Wire Connectors (50 Model 33 Orange)
 - PowerPlug® Luminaire Disconnects (30 Model 102® 2-Port, 50 Model 182® 2-Port)
 - 1 Twist-a-Nut™ Screwdriver/Nut Driver (35-908)
 - 1 Reflex™ Super T®-Stripper Wire Stripper (45-615)



Description	Part No.
Basic Lighting Maintenance Kit	30-2255


Description	Part No.
Lighting Installation Kit	30-2257

GROUNDING PRODUCTS

We've got grounding covered!

Grounding pigtails are designed for a wide variety of grounding applications. The ultra-flexible lead wire and bonding jumpers make fast and efficient pigtailing.

- Convenient for device grounding applications
- Safe, fast and efficient for cost-effective grounding jobs
- Ensures compliance with Article 250 of the National Electrical Code



Stranded


- Heavy-duty fork terminals attach easily to device grounding screw



Solid



Combination



Solid Wire Grounding Tail with Push-In Wire Connector



Screws

- 10-32 x 3/8 in. zinc-plated thread-forming, hole-finding ground screw with combination Slotted, Phillips, Hex and #2 Robertson head. Sold individually or factory-assembled on to pigtails.



**THREAD
FORMING**

Solid Wire Grounding Tails

Description	Quantity	Part No.
14 AWG solid, 8 in. tail w/loop & ground screw and stripped end	Bulk Pack of 250	30-3390
12 AWG solid, 6.5 in. tail w/loop & ground screw and stripped end	Bag of 50	30-3404
12 AWG solid, 6.5 in. tail w/loop & ground screw and stripped end	Bulk Pack of 1,000	30-3402
12 AWG solid, 8 in. tail w/loop & ground screw and stripped end	Bag of 50	30-3392
12 AWG solid, 8 in. tail w/loop & ground screw and stripped end	Plastic Box of 100	30-3399

Bulk packs are bundled in quantities of 50.

Stranded Wire Grounding Tails

Description	Quantity	Part No.
14 AWG stranded, 8 in. tail w/#10 fork & #10 ring and ground screw	Bag of 25	30-3183
12 AWG stranded, 8 in. tail w/#10 fork & #10 ring and ground screw	Bag of 25	30-3184
12 AWG stranded, 8 in. tail w/#10 fork & #10 ring and ground screw	Plastic box of 50	30-3385
12 AWG stranded, 8 in. tail w/#10 fork & #10 ring and ground screw	Bulk pack of 1,000	30-3284
12 AWG stranded, 8 in. tail w/#10 fork & #10 ring (no ground screw)	Bulk pack of 1,000	30-3285
12 AWG stranded, 8 in. tail w/#10 fork & stripped end	Bag of 25	30-3480

Bulk packs are bundled in quantities of 50.



Combo Grounding Tails

Description	Quantity	Part No.
2-wire combo: 12 AWG solid 8 in. tail, one stripped end, one end w/ground screw; joined to 12 AWG stranded 8 in. tail at a ring terminal, w/fork terminal on second end	Box of 500	30-3286
2-wire combo: 12 AWG stranded 8 in. tail w/#10 ring & ground screw, one stripped-end tail and one #10 fork tail	Bag of 25	30-3287



Push-Tails™



Description	Quantity	Part No.
12 AWG solid, 8 in. tail w/loop and ground screw and 4-port push-in wire connector	Bag of 25	30-3415
12 AWG solid, 8 in. tail w/loop and ground screw and 4-port push-in wire connector	Carton of 250	30-3414



Description	Quantity	Part No.
12 AWG solid, 8 in. tail w/loop & ground screw and stripped end	Bulk Pack of 1,000	30-3496
12 AWG solid, 10 in. tail w/loop & ground screw and stripped end	Bag of 50	30-3410
12 AWG solid, 10 in. tail w/loop & ground screw and stripped end	Bulk Pack of 500	30-3394
12 AWG solid, 12 in. tail w/loop & ground screw and stripped end	Bulk Pack of 1,000	30-3396

Bulk packs are bundled in quantities of 50.



Description	Quantity	Part No.
12 AWG stranded, 8 in. tail w/#10 fork & stripped end	Bulk pack of 1,000	30-3580
12 AWG stranded, 8 in. tail w/#10 ring & ground screw and stripped end	Bulk Pack of 1,000	30-3201
12 AWG stranded, 10 in. tail w/#10 fork & #10 ring and ground screw	Bulk pack of 500	30-3311
12 AWG stranded, 12 in. tail w/#10 fork & #10 ring and ground screw	Bulk pack of 1,000	30-3413

Bulk packs are bundled in quantities of 50.



30-3289

Description	Quantity	Part No.
2-wire combo: 12 AWG stranded 8 in. tail w/#10 ring and ground screw and two #10 fork tails	Bag of 25	30-3288
3-wire combo: 12 AWG stranded, 8 in. tail w/#10 ring & ground screw, one stripped-end tail and two #10 fork tails	Bag of 25	30-3289



Grounding Screws

- 10-32 x 3/8 in. Zinc-plated grounding screws offer a thread-forming, hole-finding feature plus combination hex, Phillips, slotted and Robertson head
- Ensures compliance with Article 250 of NEC.



THREAD FORMING

Description	Quantity	Part No.
Thread-forming, hole-finding, combination hex, Phillips, slotted and Robertson head	Jar of 100	30-3594
	Pack of 50	30-3194

Non-Grounding Stranded Wire Pigtails

- 8 in. 12 AWG Stranded Pigtails - White or Black, #10 Fork and Stripped end



Description	Quantity	Part No.
12 AWG stranded, 8 in. tail w/#10 fork and stripped end, white	Bag of 25	30-3470
12 AWG stranded, 8 in. tail w/#10 fork and stripped end, black	Bag of 25	30-3471
12 AWG stranded, 8 in. tail w/#10 fork and stripped end, white	Bulk pack of 1,000	30-3570
12 AWG stranded, 8 in. tail w/#10 fork and stripped end, black	Bulk pack of 1,000	30-3571

Bulk packs are bundled in quantities of 50.

Grounding Wire Connectors

- Designed for making ground connections and bonding non-metallic sheathed cable
- Contoured wings for superior leverage
- Live-action, square-wire spring provides quality grounding connections
- Tough, UL 94V-2 flame-retardant shell rated at 105°C (221°F)



Model	Description	Wire Combination Range	Wire Combination Range (mm)	Quantity	Part No.
92°	Greenie® Grounding Wire Connector	14 to 10 AWG Min. 2 #14 - Max. 4 #12	2,5mm ² to 6,0mm ² Min. 2-2,5mm ² Max. 2-4,0mm ² w/1-2,5mm ²	Box of 100	30-092
				Jar of 150	30-092J
				Bag of 500	30-292

Grounding Recap

Solid (w/loop and Ground Screw)

- **14 AWG**
 - 8 in.
- **12 AWG**
 - 6-1/2 in.
 - 8 in.
 - 10 in.
 - 12 in.

Combo (12 AWG only):

- **2-Wire**
- **3-Wire**

Stranded

- **14 AWG**
 - 8 in. w/#10 Fork and #10 Ring & Ground Screw
- **12 AWG**
 - 8 in. w/#10 Fork & Stripped End
 - 8 in. w/#10 Fork and #10 Ring
 - 8 in. w/ #10 Fork and #10 Ring & Ground Screw
 - 10 in. w/#10 Fork and #10 Ring & Ground Screw
 - 12 in. w/#10 Fork and #10 Ring & Ground Screw

Steel Crimp Connectors



- Designed for making fast, permanent, pressure-type connections
- Long-zinc-plated steel sleeves maximize contact area with conductors
- UL Listed to 486C and CSA Certified to C22.2 #188; comply with Federal Specification W-S-610E
- Temperature rating: 105°C (221°F)

Model	Wire Combination Range	Quantity	Part No.
410	600V 18 - 10 AWG Min. 1 #14 & 1 #18 - Max. 2 #10 & 2 #14	Bag of 100	30-410
		Carton of 1,000	30-510
		Keg of 10,000	30-610
411	600V 18 - 8 AWG Min. 3 #12 - Max. 4 #10	Box of 50	30-411
		Carton of 1,000	30-511
412	600V 18 - 4 AWG Min. 1 #14 & 1 #16 - Max. 2 #8 & 1 #6	Box of 50	30-412
		Carton of 1,000	30-512

IDEAL hand crimp tools UL listed for Models 410, 411, 412: 30-428, 30-429, 30-430.


Wrap-Cap® Insulators



- Provide high dielectric and physical protection for UL Listed, non-insulated pressure-type wire connectors
- Unique design completely covers splice — insulates both around and between wires and eliminates need for tape
- UL Listed to 486C and CSA Certified for 600V maximum building wiring (1,000V maximum for fixtures and signs); temperature rated at 75°C (167°F) maximum.

Model	Description	Quantity	Part No.
415	Insulator for Model 410 Connectors. Can also be used on Buchanan 2006S & 2011S Copper Crimps	Box of 50	30-445
		Carton of 1,000	30-515
417	Insulator for Model 411 & 412 Connectors. Can also be used on Buchanan 2011S Copper Crimps	Box of 25	30-447
		Carton of 1,000	30-517

Copper Splice Cap Crimp Connectors



- Designed for making fast, permanent, pressure-type connections
- Solid copper sleeves require less crimping pressure and resist corrosion in harsh environments
- UL 486C Listed and CSA C22.2 #188 Certified; comply with Federal Specification W-S-61D

Description	Wire Combination Range	Quantity	Part No.
Copper Crimp Connector	600V* 18 to 10 AWG Min. 2 #18, - Max. 4 #12	Bag of 100	2006S
		Bag of 1,000	2006SB
	600V* 14 to 4 AWG Min. 2 #10 - Max. 2 #6	Bag of 50	2011S
		Bag of 500	2011SB

*1,000V maximum in fixtures and signs.

IDEAL hand crimp tools UL Listed for models 2006S and 2011S: C24, 30-428, 30-429 and 30-430.



Splice Cap Insulators



- Convenient, safe and fast installation
- Snap-on nylon construction
- Rated at 105°C (221°F) - 600V (1,000V maximum in fixtures and signs)

Description	Quantity	Part No.
For use on Connector Model 2006S	Box of 100	2007
	Bag of 1,000	2007B
For use on Connector Model 2011S	Box of 50	2014
	Bag of 500	2014B

STREET LIGHT KITS

SLK® Disconnect Fuse Kits

- Breakaway fuseholder for use in:
 - Roadway & street lighting
 - Parking lot & area lighting
- UL Listed for submersible installations
- Bright orange color for ease of visibility
- Large selection of configurations
- Set screw or crimp terminations available

The IDEAL SLK® Disconnect Fuse Kit is a waterproof breakaway safety device that de-energizes roadway lights, streetlights, parking lot lights, and other freestanding electrical fixtures in the event of a knock-down, or when the fixtures need maintenance. This helps protect first responders, bystanders, and service personnel from potentially life-threatening electrical shock hazards.

The SLK® is the first Disconnect Fuse Kit listed to UL's ECIS category for special purpose connectors. This category contains a set of rigorous tests from a host of UL standards, including UL 486D, the standard for submersibility. This means that the SLK® will stand up to the wet conditions often seen in and around pole bases, junction boxes, and hand holes.

In addition, the bright orange color of the SLK® makes the product easy to locate in dark junction boxes, in hand holes, or in a nighttime knockdown situation when the connector is often buried amongst dirt, mud, and debris.

- Accepts 13/32 in. x 1-1/2 in. midget-style fuse (Note: Fuse not included)
- Wire Range: 2-14 AWG (Cu & Al rated)
- Ratings: 30A, 600V, 105°C
- Maximum available short circuit current of 10,000



Neutral configurations come with white fuseholder and dummy fuse




Paired (hot/neutral) configurations are keyed to prevent reverse polarities

High visibility orange material (UL94V-2 flame rated)

Ribbed boots provide superior grip

Fuse stays on de-energized load side when separated

Crimp or set screw terminations



Large, clear markings



SLK® Ordering Information

To Determine which Kit to Use:

1. Select the base part number, based on crimp termination (TABLE 1) or set screw termination (TABLE 3), number of wires on line/load side, and wire size.
2. If necessary, modify the base part number according to neutral, dual, paired, or tap (i.e., non-breakaway) configurations. Use TABLE 2 for crimp variations and TABLE 4 for set screw variations.
3. See right for examples.

Examples:

1. An in-line fused breakaway kit with crimp terminations, one 10 AWG wire on the line side and one 10 AWG wire on the load side is ordered as a 30-C1616.
2. An in-line non-fused (i.e., neutral) breakaway kit with set screw terminations, one 6 AWG wire on the line side and one 10 AWG wire on the load side is ordered as a 30-S1212N.
3. A Y-tap fused breakaway kit with crimp terminations, two 6 AWG wires on the line side and one 10 AWG wire on the load side is ordered as a 30-C2216.

Table 1: Crimp Base Part numbers

Line	Wire	Load														
		1 Wire							2 Wire							
		2 AWG	4 AWG	6 AWG	8 AWG	10 AWG	12 AWG	14 AWG	2 AWG	4 AWG	6 AWG	8 AWG	10 AWG	12 AWG	14 AWG	
1 Wire	2 AWG	30-C1212	30-C1212	30-C1216	30-C1216	30-C1216	30-C1216	30-C1216	30-C1216			30-C1222	30-C1222	30-C1226	30-C1226	30-C1226
	4 AWG		30-C1212	30-C1216	30-C1216	30-C1216	30-C1216	30-C1216			30-C1222	30-C1222	30-C1226	30-C1226	30-C1226	
	6 AWG			30-C1616	30-C1616	30-C1616	30-C1616	30-C1616			30-C1622	30-C1622	30-C1626	30-C1626	30-C1626	
	8 AWG				30-C1616	30-C1616	30-C1616	30-C1616			30-C1622	30-C1622	30-C1626	30-C1626	30-C1626	
	10 AWG					30-C1616	30-C1616	30-C1616					30-C1626	30-C1626	30-C1626	
	12 AWG						30-C1616	30-C1616						30-C1626	30-C1626	
	14 AWG							30-C1616							30-C1626	
2 Wire	2 AWG	30-C2012	30-C2012	30-C2016	30-C2016	30-C2016	30-C2016	30-C2016			30-C2022	30-C2022	30-C2026	30-C2026	30-C2026	
	4 AWG		30-C2012	30-C2016	30-C2016	30-C2016	30-C2016	30-C2016			30-C2022	30-C2022	30-C2026	30-C2026	30-C2026	
	6 AWG			30-C2216	30-C2216	30-C2216	30-C2216	30-C2216			30-C2222	30-C2222	30-C2226	30-C2226	30-C2226	
	8 AWG				30-C2216	30-C2216	30-C2216	30-C2216			30-C2222	30-C2222	30-C2226	30-C2226	30-C2226	
	10 AWG					30-C2616	30-C2616	30-C2616					30-C2626	30-C2626	30-C2626	
	12 AWG						30-C2616	30-C2616						30-C2626	30-C2626	
	14 AWG							30-C2616							30-C2626	

ONE KIT
WILL COVER
A LARGE
WIRE RANGE

Note: Crimp connections on larger gauge wire (2 #8, 2 #6, 1 #8, 1 #6 or 1 #4) require IDEAL #88-843 Mechanical Indentor and Crimp Tool. Crimps connections for #14 - #10 AWG with 1/2 in. strip length.

Table 2: Crimp Variations (14-10 AWG with 1/2 in. strip length, use 30-425 and 30-429)

Base Part Number (Hot)	Variation (If applicable)			
	Neutral	Dual	Paired	Non-Breakaway
30-C1212	30-C1212N	30-C1212D	30-C1212P	
30-C1216	30-C1216N	30-C1216D	30-C1216P	
30-C1616	30-C1616N	30-C1616D	30-C1616P	
30-C1222	30-C1222N			
30-C1226	30-C1226N			
30-C1622	30-C1622N			
30-C1626	30-C1626N			
30-C2012	30-C2012N			30-C2012T

Base Part Number (Hot)	Variation (If applicable)			
	Neutral	Dual	Paired	Non-Breakaway
30-C2016	30-C2016N			30-C2016T
30-C2216	30-C2216N			30-C2216T
30-C2616	30-C2616N			30-C2616T
30-C2022	30-C2022N			
30-C2026	30-C2026N			
30-C2222	30-C2222N			
30-C2226	30-C2226N			
30-C2626	30-C2626N			

Table 3: Set Screw Base Part numbers

Line	Wire	Load														
		1 Wire							2 Wire							
		2 AWG	4 AWG	6 AWG	8 AWG	10 AWG	12 AWG	14 AWG	2 AWG	4 AWG	6 AWG	8 AWG	10 AWG	12 AWG	14 AWG	
1 Wire	2 AWG	30-S1212	30-S1212	30-S1212	30-S1212	30-S1212	30-S1212	30-S1212	30-S1212			30-S1222	30-S1222	30-S1222	30-S1222	30-S1222
	4 AWG		30-S1212	30-S1212	30-S1212	30-S1212	30-S1212	30-S1212			30-S1222	30-S1222	30-S1222	30-S1222	30-S1222	
	6 AWG			30-S1212	30-S1212	30-S1212	30-S1212	30-S1212			30-S1222	30-S1222	30-S1222	30-S1222	30-S1222	
	8 AWG				30-S1212	30-S1212	30-S1212	30-S1212				30-S1222	30-S1222	30-S1222	30-S1222	
	10 AWG					30-S1212	30-S1212	30-S1212					30-S1222	30-S1222	30-S1222	
	12 AWG						30-S1212	30-S1212						30-S1222	30-S1222	
	14 AWG							30-S1212							30-S1222	
2 Wire	2 AWG	30-S2212	30-S2212	30-S2212	30-S2212	30-S2212	30-S2212	30-S2212	30-S2212			30-S2222	30-S2222	30-S2222	30-S2222	30-S2222
	4 AWG		30-S2212	30-S2212	30-S2212	30-S2212	30-S2212	30-S2212			30-S2222	30-S2222	30-S2222	30-S2222	30-S2222	
	6 AWG			30-S2212	30-S2212	30-S2212	30-S2212	30-S2212			30-S2222	30-S2222	30-S2222	30-S2222	30-S2222	
	8 AWG				30-S2212	30-S2212	30-S2212	30-S2212				30-S2222	30-S2222	30-S2222	30-S2222	
	10 AWG					30-S2212	30-S2212	30-S2212					30-S2222	30-S2222	30-S2222	
	12 AWG						30-S2212	30-S2212						30-S2222	30-S2222	
	14 AWG							30-S2212							30-S2222	

ONE KIT
WILL COVER
A LARGE
WIRE RANGE

Table 4: Set Screw Variations

Base Part Number	Variation (If applicable)			
	Neutral	Dual	Paired	Non-Breakaway
30-S1212	30-S1212N	30-S1212D	30-S1212P	
30-S1222	30-S1222N			
30-S2212	30-S2212N			30-S2212T
30-S2222	30-S2222N	30-S2222D	30-S2222P	

Note: For combination 2 wire line (2-14 AWG Set Screw) and 1 wire load (6-14 AWG Crimp), use 30-B2216.

CRIMP

SET SCREW

In-Line Fused



Description	1 Line Side	1 Load Side	Part No.
In-Line Breakaway, set screw; fused (Hot)	2-14 AWG	2-14 AWG	30-S1212
In-Line Breakaway, crimp; fused (Hot)	2-4 AWG	2-4 AWG	30-2C112
In-Line Breakaway, crimp; fused (Hot)	2-4 AWG	6-14 AWG	30-C1216
In-Line Breakaway, crimp; fused (Hot)	6-14 AWG	6-14 AWG	30-C1616

In-Line Non-Fused



Description	1 Line Side	1 Load Side	Part No.
In-Line Breakaway, set screw; non-fused (Neutral)	2-14 AWG	2-14 AWG	30-S1212N
In-Line Breakaway, crimp; non-fused (Neutral)	2-4 AWG	2-4 AWG	30-C1212N
In-Line Breakaway, crimp; non-fused (Neutral)	2-4 AWG	6-14 AWG	30-C1216N
In-Line Breakaway, crimp; non-fused (Neutral)	6-14 AWG	6-14 AWG	30-C1616N

Y-Tap Fused



Description	2 Line Side	1 Load Side	Part No.
Y-Tap Breakaway, set screw; fused (Hot)	2-14 AWG	2-14 AWG	30-S2212
Y-Tap Breakaway, crimp; fused (Hot)	2-4 AWG	2-4 AWG	30-C2012
Y-Tap Breakaway, crimp; fused (Hot)	2-4 AWG	6-14 AWG	30-C2016
Y-Tap Breakaway, crimp; fused (Hot)	6-8 AWG	6-14 AWG	30-C2216
Y-Tap Breakaway, crimp; fused (Hot)	10-14 AWG	6-14 AWG	30-C2616
Combination Y-Tap Breakaway, fused (Hot)	2-14 AWG set screw	6-14 AWG crimp	30-B2216

Y-Tap Non-Fused



Description	2 Line Side	1 Load Side	Part No.
Y-Tap Breakaway, set screw; non-fused (Neutral)	2-14 AWG	2-14 AWG	30-S2212N
Y-Tap Breakaway, crimp; non-fused (Neutral)	2-4 AWG	2-4 AWG	30-C2012N
Y-Tap Breakaway, crimp; non-fused (Neutral)	2-4 AWG	6-14 AWG	30-C2016N
Y-Tap Breakaway, crimp; non-fused (Neutral)	6-8 AWG	6-14 AWG	30-C2216N
Y-Tap Breakaway, crimp; non-fused (Neutral)	10-14 AWG	6-14 AWG	30-C2616N

Non-Breakaway Fused



Description	2 Line Side	1 Load Side	Part No.
Y-Tap Non-Breakaway, set screw; fused (Hot)	2-14 AWG	2-14 AWG	30-S2212T
Y-Tap Non-Breakaway, crimp; fused (Hot)	2-4 AWG	2-4 AWG	30-C2012T
Y-Tap Non-Breakaway, crimp; fused (Hot)	2-4 AWG	6-14 AWG	30-C2016T
Y-Tap Non-Breakaway, crimp; fused (Hot)	6-8 AWG	6-14 AWG	30-C2216T
Y-Tap Non-Breakaway, crimp; fused (Hot)	10-14 AWG	6-14 AWG	30-C2616T

Dual In-Line Fused



Description	1 Line Side	1 Load Side	Part No.
Dual In-Line Breakaway, set screw; fused (both Hot)	2-14 AWG	2-14 AWG	30-S1212D
Dual In-Line Breakaway, crimp; fused (both Hot)	2-4 AWG	2-4 AWG	30-C1212D
Dual In-Line Breakaway, crimp; fused (both Hot)	2-4 AWG	6-14 AWG	30-C1216D
Dual In-Line Breakaway, crimp; fused (both Hot)	6-14 AWG	6-14 AWG	30-C1616D

Single-Pole In-Line Paired

Description	1 Line Side	1 Load Side	Part No.
Paired In-Line Breakaway, set screw; one fused (Hot); one non-fused (Neutral)	2-14 AWG	2-14 AWG	30-S1212P
Paired In-Line Breakaway, crimp; one fused (Hot); one non-fused (Neutral)	2-4 AWG	2-4 AWG	30-C1212P
Paired In-Line Breakaway, crimp; one fused (Hot); one non-fused (Neutral)	2-4 AWG	6-14 AWG	30-C1216P
Paired In-Line Breakaway, crimp; one fused (Hot); one non-fused (Neutral)	6-14 AWG	6-14 AWG	30-C1616P



SLK accepts solid or stranded and copper or aluminum conductors.

One Wire Line/2 Wires Load Fused



Description	1 Line Side	2 Load Side	Part No.
Y-Tap Breakaway, set screw; fused (Hot)	2-14 AWG	2-14 AWG	30-S1222
Y-Tap Breakaway, crimp; fused (Hot)	2-4 AWG	6-8 AWG	30-C1222
Y-Tap Breakaway, crimp; fused (Hot)	2-4 AWG	10-14 AWG	30-C1226
Y-Tap Breakaway, crimp; fused (Hot)	6-14 AWG	6-8 AWG	30-C1622
Y-Tap Breakaway, crimp; fused (Hot)	6-14 AWG	10-14 AWG	30-C1626

One Wire Line/2 Wires Load Non-Fused



Description	1 Line Side	2 Load Side	Part No.
Y-Tap Breakaway, set screw; non-fused (Neutral)	2-14 AWG	2-14 AWG	30-S1222N
Y-Tap Breakaway, crimp; non-fused (Neutral)	2-4 AWG	6-8 AWG	30-C1222N
Y-Tap Breakaway, crimp; non-fused (Neutral)	2-4 AWG	10-14 AWG	30-C1226N
Y-Tap Breakaway, crimp; non-fused (Neutral)	6-14 AWG	6-8 AWG	30-C1622N
Y-Tap Breakaway, crimp; non-fused (Neutral)	6-14 AWG	10-14 AWG	30-C1626N

Two Wires Line/2 Wires Load Fused



Description	2 Line Side	2 Load Side	Part No.
2-Pole Breakaway, set screw; fused (Hot)	2-14 AWG	2-14 AWG	30-S2222
2-Pole Breakaway, crimp; fused (Hot)	2-4 AWG	6-8 AWG	30-C2022
2-Pole Breakaway, crimp; fused (Hot)	2-4 AWG	10-14 AWG	30-C2026
2-Pole Breakaway, crimp; fused (Hot)	6-8 AWG	6-8 AWG	30-C2222
2-Pole Breakaway, crimp; fused (Hot)	6-8 AWG	10-14 AWG	30-C2226
2-Pole Breakaway, crimp; fused (Hot)	10-14 AWG	10-14 AWG	30-C2626

Two Wire Lines/2 Wires Load Non-Fused



Description	2 Line Side	2 Load Side	Part No.
2-Pole Breakaway, set screw; non-fused (Neutral)	2-14 AWG	2-14 AWG	30-S2222N
2-Pole Breakaway, crimp; non-fused (Neutral)	2-4 AWG	6-8 AWG	30-C2022N
2-Pole Breakaway, crimp; non-fused (Neutral)	2-4 AWG	10-14 AWG	30-C2026N
2-Pole Breakaway, crimp; non-fused (Neutral)	6-8 AWG	6-8 AWG	30-C2222N
2-Pole Breakaway, crimp; non-fused (Neutral)	6-8 AWG	10-14 AWG	30-C2226N
2-Pole Breakaway, crimp; non-fused (Neutral)	10-14 AWG	10-14 AWG	30-C2626N

2-Pole Dual Fused



Description	2 Line Side	2 Load Side	Part No.
Dual 2-Pole Breakaway, set screw; fused (both Hot)	2-14 AWG	2-14 AWG	30-S2222D

2-Pole Paired



Description	2 Line Side	2 Load Side	Part No.
Paired 2-Pole Breakaway, set screw; one fused (Hot); one non-fused (Neutral)	2-14 AWG	2-14 AWG	30-S2222P


Y-Tap Dual Fused



Description	2 Line Side	1 Load Side	Part No.
Dual, Y-Tap Breakaway, set screw; fused (both Hot)	2-14 AWG	2-14 AWG	30-S2212D

SLK accepts solid or stranded and copper or aluminum conductors.

Fuseholders (No Boot Included)



Description	1 Line Side	1 Load Side	Part No.
Fuseholder only, non-breakaway, set screw, fused	2-14 AWG	2-14 AWG	30-HS2
Fuseholder only, non-breakaway, crimp, fused	2-4 AWG	2-4 AWG	30-HC2
Fuseholder only, non-breakaway, crimp, fused	6-14 AWG	6-14 AWG	30-HC6

Breakaway Streetlight Connector & Splice Insulating Kits



- Safe and easy installation in five minutes or less
- No special equipment necessary - requires only a knife, wire stripper, and a hex tool or crimp tool
- Built-in break-away design eliminates de-energization of complete circuits
- Safely separates upon impact without breaking wires - eliminates potential danger and electrical shock
- Spring-loaded contacts compensate for thermal expansion to maintain integrity of connection (breakaway models)



Application Guide

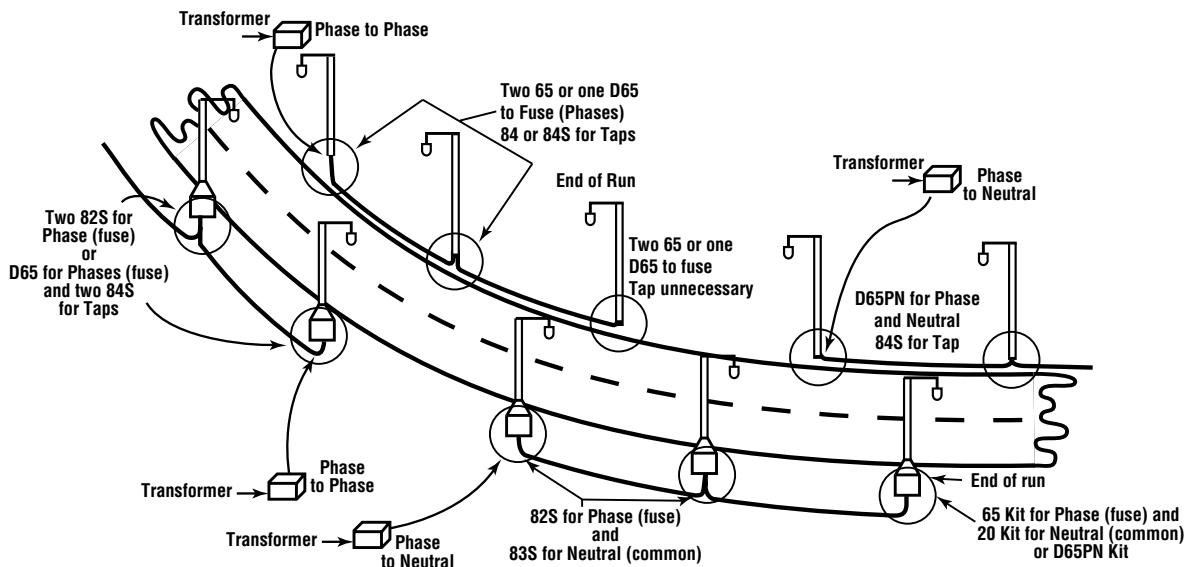
(Examples of Several Configurations)

For Poles with Transformer Bases, Standard Bases and Junction Boxes

Underground Feed Phase to Phase	
Configurations	Comments
D65 dual-in-line for phases and two 84S for taps	Recommended configuration
Two 82S Y-Tap Kits for phases and taps	Cost effective
Underground Feed Phase to Neutral	
DP65PN dual-in-line for phase and neutral and two 84S kits for tap	Recommended configuration
One 82S Y-Tap Kit for phase and tap and one 83S Y-Tap Kit for neutral and tap	Cost effective


For Lights Mounted to Utility Poles, etc.

Overhead Feed	
Configurations	Comments
Two B-Tap® Insulation Piercing Connectors for phase and/or tap (for insulated conductors only)	Recommended configuration, see B-Tap® Insulation Piercing Connectors on page A-37.




Note: Fused kits require a 13/32 in. x 1-1/2 in. fuse. **DO NOT USE GLASS OR INDICATING TYPES.** Waterproof or direct burial wire is recommended. **THHN is NOT recommended.**

In-Line Fused (Hot)




Description	1 Line Side	1 Load Side	Part No.
In-Line Breakaway, crimp, fused	12-6 AWG Cu	12-6 AWG Cu	65U
In-Line Breakaway, crimp, fused	4-2 AWG Cu	12-6 AWG Cu	65LC-U
In-Line Breakaway, crimp, fused	4-2 AWG Cu	4-2 AWG Cu	65-LC

Dual In-Line Fused (Both Hot)




Description	1 Line Side	1 Load Side	Part No.
Dual In-Line Breakaway, crimp, fused	12-6 AWG Cu	12-6 AWG Cu	D65U
Dual In-Line Breakaway, crimp, fused	4-2 AWG Cu	12-6 AWG Cu	D65-LC-U
Dual In-Line Breakaway, crimp, fused	4-2 AWG Cu	4-2 AWG Cu	D65-LC

In-Line Non-Fused (Neutral)



Description	1 Line Side	1 Load Side	Part No.
In-Line Breakaway, crimp, non-fused	12-6 AWG Cu	12-6 AWG Cu	20U
In-Line Breakaway, crimp, non-fused	4-2 AWG Cu	12-6 AWG Cu	20-LC-U
In-Line Breakaway, crimp, non-fused	4-2 AWG Cu	4-2 AWG Cu	20-LC

Paired In-Line Non-Fused (One Hot, One Neutral)




Description	1 Line Side	1 Load Side	Part No.
Paired In-Line Breakaway, crimp, non-fused	12-6 AWG Cu	12-6 AWG Cu	D65PN-U
Paired In-Line Breakaway, crimp, non-fused	4-2 AWG Cu	12-6 AWG Cu	D65PN-LC-U
Paired In-Line Breakaway, crimp, non-fused	4-2 AWG Cu	4-2 AWG Cu	D65PN-LC

Stated wire range for crimping stranded conductors. For crimping solid wire: 14-4 AWG, use codes U, 2 AWG use code LC. Note: Fused Kits require a 13/32 in. x 1-1/2 in. fuse. DO NOT USE GLASS OR INDICATING TYPES. Waterproof or direct burial wire is recommended. THHN is NOT recommended. Insulation O.D. range is .120 in. - .430 in.




Y-Tap Fused (Hot)




Description	2 Line Side Set Screw	1 Load Side Crimp	Part No.
Y-Tap Breakaway, fused	10-2 AWG Cu/Al	12-6 AWG Cu	82S-ADB1-C
Y-Tap Breakaway, fused	10-2 AWG Cu/Al	4-2 AWG Cu	82S-ADB1-LC
Y-Tap Breakaway, fused	10-2 AWG Cu/Al	12-6 AWG Cu	82S-EAFB1-C
Y-Tap Breakaway, fused	10-2 AWG Cu/Al	4-2 AWG Cu	82S-EAFB1-LC

Y-Splice Kits (Non-Breakaway/No Fuse)



Description	2 Line Side Set Screw	1 Load Side Set Screw	Part No.
Y-Splice Set Screw Tap & Run	10-2 AWG Cu/Al	10-2 AWG Cu/Al	84S-ADB1
Y-Splice Set Screw Tap & Run	10-2 AWG Cu/Al	10-2 AWG Cu/Al	84S-EAFB1

Y-Tap Non-Fused (Neutral)



Description	2 Line Side Set Screw	1 Load Side Crimp	Part No.
Y-Tap Breakaway, non-fused	10-2 AWG Cu/Al	12-6 AWG Cu	83S-ADB1-C
Y-Tap Breakaway, non-fused	10-2 AWG Cu/Al	4-2 AWG Cu	83S-ADB1-LC
Y-Tap Breakaway, non-fused	10-2 AWG Cu/Al	12-6 AWG Cu	83S-EAFB1-C
Y-Tap Breakaway, non-fused	10-2 AWG Cu/Al	4-2 AWG Cu	83S-EAFB1-LC



Example:

A Y-Tap Kit with set screws for a 2 AWG phase line side conductor with a diameter of .472 in. and a 10 AWG copper load side conductor is ordered as an 82S-EAFB1-C

For Insulation O.D. range .120 in. - .430 in. use ADB1. For Insulation O.D. range .420 in. - .785 in. use EAFB1

Stated wire range for crimping stranded conductors. For crimping solid wire: 14-4 AWG, use codes U, 2 AWG use code LC. Note: Fused Kits require a 13/32 in. x 1-1/2 in. fuse. DO NOT USE GLASS OR INDICATING TYPES. Waterproof or direct burial wire is recommended. THHN is NOT recommended.



ELECTRICAL CRIMP TERMINALS

The complete line of IDEAL crimp terminals, disconnects and splices offer the right product for any electrical system that might be encountered. From rings and spades to insulated disconnects, there's a product for any wire range. All insulated terminals are color-coded for easy identification and come in durable plastic packaging for easy storage.

- Butted seam-construction prevents splitting under maximum pressure
- Internal barrel serrations grip wires tightly to resist pull-out and reduce electrical resistance
- Tin-plated brass construction for corrosion resistance
- Shouldered barrel insulation quickly positions terminal for proper crimping
- Expanded insulation entry accommodates a wide variety of insulation diameters and provides additional insulation support


Rings & Forks



Disconnects






Splices



**Durable plastic package
for easy storage.**

Ring Terminals

Vinyl Insulated Ring Terminals

Wire Range	Stud Size in.	Max. Wire Ins. Dia.	Qty.	Part No.	Qty.	Part No.
22 - 18 AWG (0,5 - 1,0mm ²) 	6 (3,7mm)	0,157 (4,0mm)	25	83-2121	—	—
	8 (4,3mm)		25	83-2131	—	—
	10 (5,3mm)		25	83-2141	—	—
	1/4 (6,4mm)		25	83-2151	—	—
16 - 14 AWG (1,5 - 2,5mm ²) 	6 (3,7mm)	0,177 (4,5mm)	25	83-2221	—	—
	8 (4,3mm)		25	83-2231	—	—
	10 (5,3mm)		25	83-2241	1,000	84-2241
	1/4 (6,4mm)		25	83-2251	—	—
12 - 10 AWG (4,0 - 6,0mm ²) 	8 (4,3mm)	0,248 (6,3mm)	25	83-2331	—	—
	10 (5,3mm)		25	83-2341	1,000	84-2341
	1/4 (6,4mm)		25	83-2351	—	—
	5/16 (8,4mm)		25	83-2361	—	—
	3/8 (10,5mm)		25	83-2371	—	—

75°C/600 Volts max.

Non-Insulated Ring Terminals






Wire Range	Stud Size	Qty.	Part No.	Qty.	Part No.
22 - 18 AWG (0,5 - 1,0mm ²)	8 (4,3mm)	25	83-0131	—	—
	10 (5,3mm)	25	83-0141	—	—
16 - 14 AWG (1,5 - 2,5mm ²)	6 (3,7mm)	25	83-0221	—	—
	8 (4,3mm)	25	83-0231	—	—
	10 (5,3mm)	25	83-0241	1,000	84-0241
12 - 10 AWG (4,0 - 6,0mm ²)	8 (4,3mm)	25	83-0331	—	—
	10 (5,3mm)	25	83-0341	1,000	84-0341
	1/4 (6,4mm)	25	83-0351	—	—
8 AWG (8,0mm ²)	10 (5,3mm)	25	83-0421	500	84-0421
	1/4 (6,4mm)	25	83-0431	—	—
	5/16 (8,4mm)	25	83-0441	—	—
	3/8 (10,5mm)	25	83-0451	—	—
6 AWG (14,0mm ²)	10 (5,3mm)	20	83-0511	—	—
	1/4 (6,4mm)	20	83-0521	—	—
	5/16 (8,4mm)	20	83-0531	—	—
4 AWG (22,0mm ²)	3/8 (10,5mm)	20	83-0541	—	—
	1/4 (6,4mm)	20	83-0611	—	—
	5/16 (8,4mm)	20	83-0621	—	—
	3/8 (10,5mm)	20	83-0631	—	—

105°C/600 Volts max.



Spade Terminals




Vinyl Insulated Spade Terminals

Wire Range	Stud Size	Max. Wire Ins. Dia.	Qty.	Part No.	Qty.	Part No.
22 - 18 AWG (0,5 - 1,0mm ²) 	6 (3,7mm)	0,157 (4,0mm)	25	83-7111	1,000	84-7111
	8 (4,3mm)		25	83-7121	—	—
	10 (5,3mm)		25	83-7131	—	—
16 - 14 AWG (1,5 - 2,5mm ²) 	6 (3,7mm)	0,177 (4,5mm)	25	83-7151	—	—
	8 (4,3mm)		25	83-7161	1,000	84-7161
	10 (5,3mm)		25	83-7171	1,000	84-7171
12 - 10 AWG (4,0 - 6,0mm ²) 	6 (3,7mm)	0,248 (6,3mm)	25	83-7201	—	—
	8 (4,3mm)		25	83-7211	—	—
	10 (5,3mm)		25	83-7221	500	84-7221
	1/4 (6,4mm)		25	83-7231	—	—

75°C/600 Volts max.



Vinyl Insulated Snap Spade Terminals

Wire Range	Stud Size	Max. Wire Ins. Dia.	Qty.	Part No.
AWG	In.	In.		
22 - 18 AWG (0,5 - 1,0mm ²) 	6 (3,7mm)	0,134 (4,0mm)	25	83-7011
	8 (4,3mm)		25	83-7021
	10 (5,3mm)		25	83-7031
16 - 14 AWG (1,5 - 2,5mm ²) 	6 (3,7mm)	0,161 (4,5mm)	25	83-7051
	8 (4,3mm)		25	83-7061
	10 (5,3mm)		25	83-7071
12 - 10 AWG (4,0 - 6,0mm ²) 	8 (4,3mm)	0,248 (6,0mm)	25	83-7081
	10 (5,3mm)		25	83-7091
	1/4 (6,4mm)		25	83-7101

75°C/600 Volts max.



Non-Insulated Spade Terminals



Wire Range	Stud Size	Max. Wire Ins. Dia.	Qty.	Part No.	Qty.	Part No.
22 - 18 AWG (0,5 - 1,0mm ²)	6 (3,7mm)	0,157 (4,0mm)	25	83-6111	—	—
	8 (4,3mm)		25	83-6121	—	—
	10 (5,3mm)		25	83-6131	—	—
16 - 14 AWG (1,5 - 2,5mm ²)	8 (4,3mm)	0,177 (4,5mm)	25	83-6161	—	—
	10 (5,3mm)		25	83-6171	1,000	84-6171
12 - 10 AWG (4,0 - 6,0mm ²)	8 (4,3mm)	0,248 (6,3mm)	25	83-6211	—	—
	10 (5,3mm)		25	83-6221	—	—
	1/4 (6,4mm)		25	83-6231	—	—

105°C/600 Volts max.



Disconnects

Vinyl Insulated Female Disconnects

Wire Range	Tab Size	Max. Wire Ins. Dia.	Qty.	Part No.	Qty.	Part No.
22 - 18 AWG (0.5 - 1.0mm ²)	.110 x .020 (2.8mm x 0.5mm)	0.150 (3.8mm)	25	83-9511	-	-
	.187 x .020 (4.75mm x 0.5mm)		25	83-9541	-	-
	.250 x .032 (6.35mm x 0.8mm)		25	83-9571	-	-
16 - 14 AWG (1.5 - 2.5mm ²)	.110 x .020 (2.8mm x 0.5mm)	0.185 (4.7mm)	25	83-9521	-	-
	.187 x .020 (4.75mm x 0.5mm)		25	83-9551	-	-
	.250 x .032 (6.35mm x 0.8mm)		25	83-9581	500	84-9581
14 - 12 AWG (2.5mm - 4.0mm ²)	.250 x .032 (6.35mm x 0.8mm)	0.244 (6.2mm)	25	83-9591	-	-
12 - 10 AWG (4.0 - 6.0mm ²)	.250 x .032 (6.35mm x 0.8mm)	0.244 (6.2mm)	25	83-9601	500	84-9601

75°C/600 Volts max.



Vinyl Insulated Male Disconnects

Wire Range	Tab Size	Max. Wire Ins. Dia.	Qty.	Part No.
22 - 18 AWG (0.5 - 1.0mm ²)	.250 x .032 (6.35mm x 0.8mm)	0.150 (3.8mm)	25	83-9971
16 - 14 AWG (1.5 - 2.5mm ²)	.250 x .032 (6.35mm x 0.8mm)	0.185 (4.7mm)	25	83-9981
12 - 10 AWG (4.0 - 6.0mm ²)	.250 x .032 (6.35mm x 0.8mm)	0.244 (6.2mm)	25	83-9991

75°C/300 Volts max.



Non-Insulated Female Disconnects

Wire Range	Tab Size	Qty.	Part No.
22 - 18 AWG (0.5 - 1.0mm ²)	.110 x .020 (2.8mm x 0.5mm)	25	83-9411
16 - 14 AWG (1.5 - 2.5mm ²)	.110 x .020 (2.8mm x 0.5mm)	25	83-9421
22 - 18 AWG (0.5 - 1.0mm ²)	.187 x .020 (4.75mm x 0.5mm)	25	83-9441
16 - 14 AWG (1.5 - 2.5mm ²)	.187 x .020 (4.75mm x 0.5mm)	25	83-9451
22 - 18 AWG (0.5 - 1.0mm ²)	.250 x .032 (6.35mm x 0.8mm)	25	83-9471
16 - 14 AWG (1.5 - 2.5mm ²)	.250 x .032 (6.35mm x 0.8mm)	25	83-9481
12 - 10 AWG (4.0 - 6.0mm ²)	.250 x .032 (6.35mm x 0.8mm)	25	83-9501

105° C/300 Volts max. Not UL Listed.

Nylon Fully-Insulated Female Disconnects

Wire Range	Tab Size	Max. Wire Ins. Dia.	Qty.	Part No.	Qty.	Part No.
22 - 18 AWG (0.5 - 1.0mm ²)	.250 x .032 (6.35mm x 0.8mm)	0.150 (3.8mm)	25	83-9771	1,000	84-9771
16 - 14 AWG (1.5 - 2.5mm ²)	.250 x .032 (6.35mm x 0.8mm)	0.185 (4.7mm)	25	83-9781	1,000	84-9781
12 - 10 AWG (4.0 - 6.0mm ²)	.250 x .032 (6.35mm x 0.8mm)	0.244 (6.2mm)	25	83-9791	500	84-9791

105° C/300 Volts max.



Nylon Fully Insulated Male Disconnects

Wire Range	Tab Size	Max. Wire Ins. Dia.	Qty.	Part No.	Qty.	Part No.
22 - 18 AWG (0.5 - 1.0mm ²)	.250 x .032 (6.35mm x 0.8mm)	0.150 (3.8mm)	25	83-9911	500	84-9911
16 - 14 AWG (1.5 - 2.5mm ²)	.250 x .032 (6.35mm x 0.8mm)	0.185 (4.7mm)	25	83-9921	500	84-9921
12 - 10 AWG (4.0 - 6.0mm ²)	.250 x .032 (6.35mm x 0.8mm)	0.244 (6.2mm)	25	83-9931	500	84-9931

105° C/300 Volts max.



Vinyl Insulated Bullet Disconnects

Wire Range	Max. Wire Ins. Dia.	Qty.	Part No.
22 - 18 AWG (0.5mm - 1.0mm ²)	0.150 (3.8mm)	25	83-8001
16 - 14 AWG (1.5 - 2.5mm ²)	0.185 (4.7mm)	25	83-8011

75°C/300 Volts max.



Vinyl Fully-Insulated Receptacles




Wire Range	Max. Wire Ins. Dia.	Qty.	Part No.
22 - 18 AWG (0.5mm - 1.0mm ²)	0.150 (3.8mm)	25	83-8101
16 - 14 AWG (1.5 - 2.5mm ²)	0.185 (4.7mm)	25	83-8111

75°C/300 Volts max.



Disconnects


Vinyl Insulated Multi-Stack Disconnects

Wire Range	Tab Size	Max. Wire Ins. Dia.	Qty.	Part No.
22 - 18 AWG (0,5 - 1,0mm ²) 	.250 x .032 (6,35mm x 0,8mm)	0.15 (3,8mm)	25	83-9611
16 - 14 AWG (1,5 - 2,5mm ²) 	.250 x .032 (6,35mm x 0,8mm)	0.185 (4,7mm)	25	83-9621
12 - 10 AWG (4,0 - 6,0mm ²) 	.250 x .032 (6,35mm x 0,8mm)	0.244 (6,2mm)	25	83-9631

75°C/300 Volts max.




Non-Insulated Flag Female Disconnects

Wire Range	Tab Size	Qty.	Part No.	Qty.	Part No.
16 - 14 AWG (1,5 - 2,5mm ²) 	0.250 x .032 (6,35mm x 0,8mm)	25	83-9401	500	84-9401




105°C/300 Volts max. Not UL Listed.

Adapter - Male to Female (2-1)

Tab Size	Qty.	Part No.
0.250 x .032 (6,35mm x 0,8mm) 	25	83-9801

105°C/300 Volts max. Not UL Listed.

Vinyl Insulated Butt Splices


Wire Range	Max. Wire Ins. Dia.	Qty.	Part No.	Qty.	Part No.
22 - 18 AWG (0,5 - 1,0mm ²) 	0.157 (4,0mm)	25	83-9281	1,000	84-9281
16 - 14 AWG (1,5 - 2,5mm ²) 	0.177 (4,5mm)	25	83-9291	1,000	84-9291
12 - 10 AWG (4,0 - 6,0mm ²) 	0.248 (6,3mm)	25	83-9301	500	84-9301

75°C/600 Volts max.



Splices




Tap Splices

Wire Range	Color	Qty.	Part No.	Qty.	Part No.
22 - 18 AWG (0,5 - 1,0mm ²) 	Red	25	83-3261	250	84-3261
16 - 14 AWG (1,5 - 2,5mm ²) 	Blue	25	83-3271	—	—
12 - 10 AWG (4,0 - 6,0mm ²) 	Yellow	25	83-3281	—	—

75°C/600 Volts max.



Vinyl Insulated Parallel Splices

Wire Range	Max. Wire Ins. Dia.	Qty.	Part No.
22 - 18 AWG (0,5 - 1,0mm ²) 	0.157 (4,0mm)	25	83-9351
16 - 14 AWG (1,5 - 2,5mm ²) 	0.177 (4,5mm)	25	83-9361
12 - 10 AWG (4,0 - 6,0mm ²) 	0.248 (6,3mm)	25	83-9371

75°C/600 Volts max.



Non-Insulated Butt Splices



Wire Range	Qty.	Part No.	Qty.	Part No.
22 - 18 AWG (0,5 - 1,0mm ²)	25	83-9001	—	—
16 - 14 AWG (1,5 - 2,5mm ²)	25	83-9011	—	—
12 - 10 AWG (4,0 - 6,0mm ²)	25	83-9021	500	84-9021
8 AWG (8,0mm ²)	25	83-9031	250	84-9031
6 AWG (14,0mm ²)	20	83-9041	—	—
4 AWG (22,0mm ²)	20	83-9051	—	—

105°C/600 Volts max. Not UL Listed.

Non-Insulated Parallel Splices



Wire Range	Qty.	Part No.	Qty.	Part No.
22 - 18 AWG (0,5 - 1,0mm ²)	25	83-9071	—	—
16 - 14 AWG (1,5 - 2,5mm ²)	25	83-9081	1,000	84-9081
12 - 10 AWG (4,0 - 6,0mm ²)	25	83-9091	1,000	84-9091

105°C/600 Volts max. Not UL Listed.

Pre-Insulated Crimp Connectors



- Compact design fits easily into tight locations
- Flared skirt protects against turned-back strands
- Beveled opening eases wire entry
- Tough UL 94V-2 flame-retardant shell rated at 105°C (221°F)

Model	Wire Combination Range	Quantity	Part No.
48	600V* Min. 2 #22 Max. 1 #14 w/2 #18	Carton of 1,000	30-245
		Keg of 10,000	30-645
49	600V* Min. 1 #22 w/1 #18 Max. 1 #12 w/1 #16	Carton of 1,000	30-249
		Keg of 10,000	30-649
NC-8	600V* Min. 4 #16 Max. 1 #12 w/4 #14	Carton of 1,000	30-148
		Keg of 5,000	30-648
NC-2212**	600V* Min. 2 #22 Max. 5 #18	Carton of 1,000	30-146
		Keg of 10,000	30-646

*1,000V maximum in fixtures and signs.
Note: Connectors are transparent. **Stranded wires only.



High-Temp Pre-Insulated Crimp Connectors

All of the same features as the Pre-Insulated Crimp Connectors, plus:

- Black, nylon shell designed to withstand extreme heat build-up found in high-wattage light fixtures and signs.
- UL Listed to 150°C (302°F)



Model	Wire Combination Range	Quantity	Part No.
49HT	600V* Min. 1 #22 w/1 #18	Keg of 10,000	30-849

*1000V maximum in fixtures and signs.



Set Screw Wire Connectors



- Eliminates need for re-stripping wire each time connection is disturbed
- Solid brass sleeves
- Set-screw easily and securely applies maximum compression to conductors to ensure a vibration-resistant splice
- Permits fast visual inspection of splice
- Tough, flame-retardant shell rated at 150°C (302°F)
- UL Listed to 486C and CSA Certified to C22.2 #188; comply with Federal Specification W-S-610E

Model	Wire Combination Range	Quantity*	Part No.
10	300V 22 to 10 AWG Min. 1 #20 w/1 #22 – Max. 2 #14 w/1 #16	Box of 100	30-210
		Carton of 1,000	30-310
11	600V 22 to 10 AWG Min. 1 #14 w/1 #20 – Max. 3 #14 w/2 #18	Box of 100	30-211*
		Carton of 1,000	30-311*
22	600V 20 to 10 AWG Min. 1 #16 w/3 #18 – Max. 2 #10 w/1 #12	Box of 100	30-222*
		Carton of 1,000	30-322*

*Package includes (1) K-2422 Set Screw Holder.



Set Screw Holder



- Convenient tool for holding and tightening set-screw connectors
- Accepts IDEAL Models 11 and 22 set-screw connectors

Description	Part No.
For Connector Models 11 & 22	K-2422

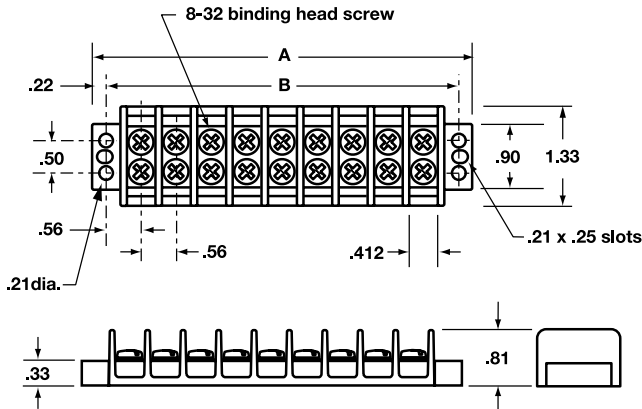
TERMINAL STRIPS

IDEAL Terminal and Barrier Strips are designed and manufactured to be rugged, reliable and easy to use. A thermoplastic base and corrosion-resistant screws and hardware provide extended service life. Optional accessories provide convenient, versatile application. Available in a wide variety of circuit configurations, electrical ratings and center-spacing, there is an IDEAL terminal strip for virtually every job.

- Heavy-duty, corrosion-resistant screws, surface plates and optional hardware
- Accessory hardware provides a variety of termination options
- Rugged polyester thermoplastic base (UL Rated 94V-0)
- Operating temperature rated from 130°C (260°F) to -40°C (-40°F)
- UL Recognized (E82048) and CSA Certified (LR15364)

89-200 Series Terminal Strips

- .562 in. (14.28mm) center spacing
- Accepts wire sizes from 10 through 22 AWG Cu
- #8-32 Philslot, zinc-plated steel terminal screws
- Recommended torque: 16 in. - lb.

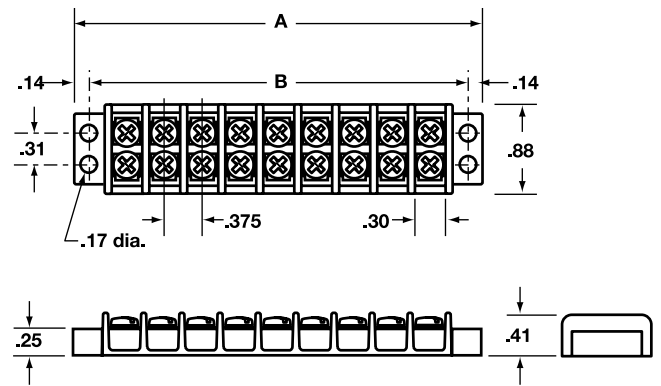


No. of Poles	Dimensions (Inches)		Part No.
	A	B	
2	2.13	1.69	89-202
3	2.69	2.25	89-203
4	3.25	2.81	89-204
6	4.37	3.94	89-206
8	5.50	5.06	89-208
10	6.62	6.19	89-210
12	7.75	7.31	89-212

Ratings: 30A/600V UL Listed, CSA Certified (30A/250V when used with optional quick connects).

89-300 Series Terminal Strips

- .375 in. (9.52mm) center spacing
- Accepts wire sizes from 14 through 22 AWG Cu
- #6-32 Philslot, zinc-plated steel terminal screws
- Recommended torque: 9 in. - lb.

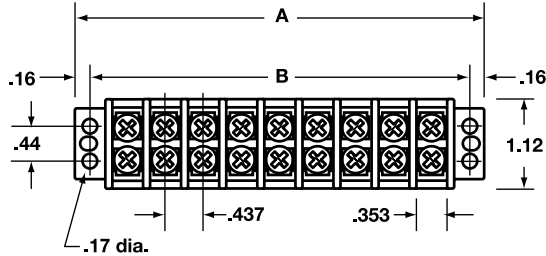


No. of Poles	Dimensions (Inches)		Part No.
	A	B	
2	1.40	1.12	89-302
4	2.16	1.88	89-304
6	2.90	2.62	89-306
8	3.66	3.38	89-308
10	4.40	4.12	89-310
12	5.16	4.88	89-312

Ratings: 30A/300V UL Listed, 20A/150V CSA Certified (15A/125V when used with optional quick connects).

89-400 Series Terminal Strips

- .437 in. (11.10mm) center spacing
- Accepts wire sizes from 12 through 22 AWG Cu
- #6-32 Philslot, zinc-plated steel terminal screws
- Recommended torque: 9 in. - lb.



No. of Poles	Dimensions (Inches)		Part No.
	A	B	
2	1.63	1.31	89-402
4	2.51	2.18	89-404
6	3.38	3.06	89-406
8	4.25	3.93	89-408
10	5.13	4.81	89-410
12	6.00	5.68	89-412

Ratings: 30A/300V UL Listed, CSA Certified.

Jumpers



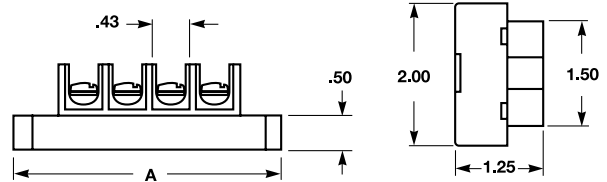
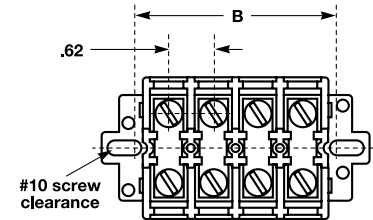
- Provides easy connection of multiple circuits

For use w/ Terminal Strip Series	Center Spacing (in.)	Qty.	Flat Slip-on Part No.	Over Barrier Slip-on Part No.	Flat 12-Circuit Part No.
89-200	.562	10	89-229	89-224	—
		100	89-230	—	—
89-300	.375	10	89-323	89-324	—
		100	89-330	—	—
89-400	.437	10	89-423	89-424	—
		100	89-430	—	—
89-500	.625	2	—	—	89-525

89-500 Series Terminal Strips



- Available in standard or shorting block styles
- .625 in. (15.88mm) center spacing
- Accepts wire sizes from 6 through 22 AWG Cu
- #10-32 Philslot, nickel-plated brass terminal screws
- Recommended torque: 20 in. - lb.



No. of Poles	Dimensions (Inches)		Standard Block Part No.	Shorting Block Part No.
	A	B		
4	3.75	2.87	89-504	89-505
6	5.00	4.12	89-506	89-507
8	6.25	5.37	89-508	89-509
12	8.75	7.87	89-512	89-513

Ratings: 60A/600V UL Listed, CSA Certified (Max. rating achieved with #6 AWG Cu wire crimped to ring terminals)

Quick Connects

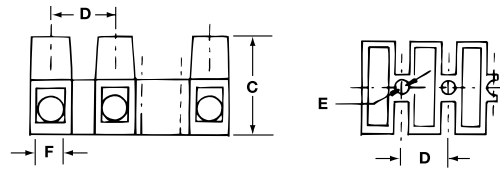
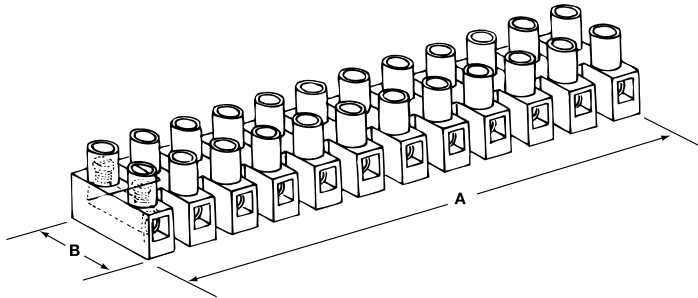



- Allows fast, flexible circuit changes

For use w/ Terminal Strip Series	Tab Size (in.)	Qty.	Flat-None Part No.	Flat-Flat Part No.
89-300	.187 x .020	10	89-314	89-317
89-200 & 89-400	.250 x .031	10	89-414	89-417

BARRIER STRIPS

- Recessed screws and tubular contacts provide added safety and help prevent short circuits
- Tubular contacts connect stripped, un-terminated solid or stranded wire directly to each contact
- Integrated wire protectors prevent twisting and breakage of stranded wire during connection
- Modular 12-circuit design can be cut into smaller sections, or stacked end-to-end
- Rugged nylon construction, UL 94V2
- Operating temperature rated to 105°C (221°F)



Electrical Ratings	Wire Range	No. of Circuits	Torque in.-lb.	Dimensions (Inches)						Part No.
				A	B	C	D	E	F*	
20A/300V UL 20A/600V CSA	22 - 12 AWG	12	3.5	3.787	0.669	0.570	0.315	0.114	0.110	89-608
30A/300V UL 30A/600V CSA	22 - 10 AWG 22 - 12 AWG	12	4.4	4.626	0.795	0.670	0.394	0.142	0.134	89-610
35A/300V UL/CUL	22 - 10 AWG	12	7.0	5.540	0.937	0.748	0.472	0.154	0.154	89-612
50A/300V UL/CUL	20 - 8 AWG	12	12.0	6.220	1.008	0.992	0.531	0.173	0.189	89-614

*Plus or minus .004 in.



INSULATION CONNECTORS

B-TAP® Insulation Piercing Connectors

Safe, dependable and easy. The Buchanan B-TAP® Insulation Piercing Connector offers a breakaway torque nut that guarantees a perfect connection every time, no more guesswork. It simply snaps off when UL torque requirements are met. The grease-filled rubber end caps provide superior water and corrosion resistance, while the insulation-piercing design eliminates downtime and power interruptions.

That translates into a 60% installed cost savings compared to split bolts. Installation is easy; all you need is a standard socket or wrench. B-TAP® Connectors can be safely installed on energized systems, eliminating power interruptions and downtime.

B-TAP® Connectors...EASY AS 1, 2, 3.

1. Select proper B-TAP® connector.
2. Position cables. No need to turn off power.
3. Tighten breakaway torque nut with a standard socket or wrench.

To determine the most appropriate B-TAP® connector for a specific main and tap combination, see chart.



Wire Range Chart

Part No.	Wire Size																			
	14	12	10	8	6	4	3	2	1	1/0	2/0	3/0	4/0	250	300	350	400	500	750	
BTC1/0-10				Main: 1/0 - 8																
			Tap: 2 - 10																	
BTC2/0-14	Main: 2/0 - 4																			
	Tap: 10 - 14																			
BTC4/0-12	Main: 4/0 - 2																			
	Tap: 4/0 - 4																			
BTC4/0-10	Main: 4/0 - 3																			
	Tap: 2 - 10																			
BTC4/0-6	Main: 4/0 - 2																			
	Tap: 2/0 - 6																			
BTC250-4	Main: 250 - 1																			
	Tap: 4/0 - 4																			
BTC350-1/0	Main: 350 - 1/0																			
	Tap: 350 - 1/0																			
BTC500-4	Main: 500 - 2/0																			
	Tap: 4/0 - 4																			
BTC500-1/0	Main: 500 - 4/0																			
	Tap: 350 - 1/0																			
BTC500-14	Main: 750 - 3/0																			
	Tap: 10 - 14																			
BTC750-250	Main: 750 - 250																			
	Tap: 500 - 250																			

Full-line is 600V dual-rated, 194°F (90°C)

Conductor Range		Voltage Rating	Socket Size (Inches)	Torque (In. Lbs.)	No. of Bolts	Part No.
Run	Tap					
1/0-8	2-10 ¹	600V	1/2	80	1	BTC1/0-10
2/0-4	10-14 ²	600V	1/2	80	1	BTC2/0-14
4/0-2	4/0-4	600V	1/2	160	1	BTC4/0-2
4/0-3	2-10 ³	600V	1/2	125	1	BTC4/0-10
4/0-2	2/0-6	600V	1/2	160	1	BTC4/0-6
250-1	4/0-4	600V	1/2	160	1	BTC250-4
350-1/0	350-1/0	600V	5/8	330	2	BTC350-1/0
500-2/0	4/0-4	600V	5/8	330	2	BTC500-4
500-4/0	350-1/0	600V	5/8	330	2	BTC500-1/0
750-3/0	10-14 ⁴	600V	1/2	80	1	BTC500-14
750-250	500-250	600V	5/8	330	2	BTC750-250

¹ Tap #2 - #10 Cu solid/stranded; #2 - #10 Al stranded


² Tap #10 - #14 Cu solid/stranded; #10 - #14 Al stranded

³ Tap #2 - #10 Cu solid/stranded; #2 - #8 Al stranded

⁴ Tap #10 - #14 Cu solid/stranded; #10 - #12 Al stranded



WIRE CONNECTOR SAMPLE PACKS




P-5305



P-5306



P-5307



P-5004



P-2880



P-2860

Visit us at idealind.com for more information or email us at contactus@idealindustries.com for a free sample by referencing the P# above.

TOOLS & SUPPLIES

PROFESSIONAL QUALITY, INNOVATIVE SOLUTIONS

When it comes to quality, performance and durability, IDEAL is the professional choice for tools, cutting tools, fish tapes, benders and lubes. The community of professionals know what it takes to succeed in today's electrical world and IDEAL fills those needs with high-quality innovative solutions. The expansion of the IDEAL U.S. manufacturing and engineering supported by strategic international facilities has been providing professional electricians with quality tools since 1916.

WIRE FISHING

Fish Tapes.....	B-4
Wire Pulling Lubricants.....	B-9
Pulling Supplies.....	B-12

CONDUIT BENDERS

Iron / Aluminum.....	B-15
----------------------	------

WIRE STRIPPER/CUTTERS

Wire Strippers.....	B-17
Wire Cutters.....	B-18

PLIERS.....

B-22

HAND TOOLS

Knives.....	B-24
Saws.....	B-24
Levels.....	B-25
Crimp.....	B-26

CABLE CUTTERS

PowerBlade™ Cable Cutters.....	B-27
Ratcheting and Long Arm.....	B-28

SCREWDRIVERS

Multi-Bit.....	B-30
Twist-a-Nut™ Screwdrivers/Nut Drivers.....	B-31
Cushioned-Grip.....	B-33
Nutdrivers.....	B-36

INDUSTRIAL BITS.....

B-38

INSULATED TOOLS

Kits / Sets.....	B-42
Nut Drivers.....	B-44
Screwdrivers.....	B-44
Fuse Pullers.....	B-46

TOOL CARRIERS/POUCHES

Leather.....	B-48
Backpack.....	B-49
Fabric.....	B-50

TOOL KITS.....

B-51

CUTTING SUPPLIES

Drill Taps.....	B-55
Hole Cutters.....	B-56
Hole Saws.....	B-58
Flex Bits.....	B-61
Wood Boring Bits.....	B-62
Step Bits.....	B-64
Augers.....	B-65
Recip Blades.....	B-66

WIRE MANAGEMENT

Cable Tie Tools.....	B-69
Cable Ties.....	B-70
Staples.....	B-76
Wire Markers.....	B-77
Switches.....	B-78

HEAT SHRINK

Thermo-Shrink® Heat Shrink.....	B-85
Heat Guns.....	B-89

LOCKOUT/TAGOUT

Kits.....	B-91
Breaker Lockouts.....	B-95
Padlocks.....	B-98
Tags.....	B-98
Signs.....	B-99
Tapes.....	B-100



PLIERS
Page B-21

WIRE FISHING

Type

Blued Steel™



- Laser etched in 12 in. increments to provide instant conduit length
- Stiffer for long runs
- Highest grade carbon steel
- Tensile strength 1,600 lbs.

Stainless Steel



- Laser etched in 12 in. increments to provide instant conduit length
- Tensile strength 1,600 lbs.

S-Class®




- Non-conductive fiberglass tape for use around live circuits
- Omni-directional pushing
- 3 tip choices - leader, metal eyelet and non-conductive eyelet
- Pulling strength 500 lbs.

Volt-Guard



- Non-conductive tape for use around live circuits
- Pulling strength 350 lbs.

Zoom™



- 19 strands of stainless steel
- Ultra hard nylon jacket adds slipperiness, protects cables and user's hands
- Pulling strength 1,000 lbs.

Gold-Fish®



- Brass-plated coiled steel
- Kink proof
- Tensile strength 700 lbs.

Cases

Tuff-Grip™ Pro

- Durable case takes up to 20 ft. drop without breaking
- Full-perimeter handle band helps keep dirt and moisture out
- Superior pull-out and rewind characteristics



Rapid-Pak®

- Inner rotating reel with winding knob for increased labor savings
- Funneled tape opening reduces kinking and tape breakage
- Reversible, hinged knob for right or left handed rewinds



Thumb Winder™

- Convenient 7 in. size for easy tool bag storage
- Durable impact resistant ABS case
- Easy-to-use thumb-operated rewind



⚠ WARNING

Always use approved safety glasses when using this product. Do not use near energized equipment. Electrical shock may occur. Make sure all power is off. Do not use pliers or other tools that may kink, damage, or weaken any round fish tapes such as S-Class®, Nylon or Zoom™. Use only a fish tape puller designed for this purpose. While fish tapes made of fiberglass, nylon or other composite materials are non-conductive, they may have a metal eyelet that is conductive and could be grounded against conduit. Do not use on live electrical circuits. Do not attempt to use fish tape that is fractured or has multiple ends. Keep the fish tape wound in the reel to prevent damage to the tape. Use this product in a safe work position to prevent loss of balance. Never remove the screws from case while fish tape is coiled inside the reel. Failure to follow instructions may result in severe bodily harm or damage to property.

Blued-Steel™ Fish Tapes

- Laser etched in 12 in. increments to provide instant conduit length
- High column strength for longer runs
- Non-oily finish resists rust



Length (ft.)	Width & Thickness	Case Diameter	End Type	Tuff-Grip™ Pro	Thumb-Winder™	Replacement Tapes (No Case)
25	1/8 in. x .045 in.	7 in.	Formed hook	-	31-012	-
50	1/8 in. x .045 in.	7 in.	Formed hook	-	31-010	-
50	1/8 in. x .060 in.	9 in.	Formed hook	31-033	-	31-004
60	1/8 in. x .060 in.	12 in.	Formed hook	31-055	-	31-035
120	1/8 in. x .060 in.	12 in.	Formed hook	31-056	-	31-036
240	1/8 in. x .060 in.	12 in.	Formed hook	31-057	-	31-038
50	1/4 in. x .060 in.	12 in.	Formed hook	31-059	-	31-051
100	1/4 in. x .060 in.	12 in.	Formed hook	31-058	-	31-050
200	1/4 in. x .060 in.	None	Formed hook	-	-	31-052
400	1/4 in. x .060 in.	None	Formed hook	-	-	31-2128
-	1/4 in. x .060 in.	None	Formed hook	-	-	31-2982*

*Bulk roll 750 lbs. (approximately 12,000 ft.)

Stainless Steel Fish Tapes

- Laser etched in 12" increments to provide instant conduit length
- Tape will not rust or corrode in humid environments
- Stainless steel design provides a smooth pay-out



Length (ft.)	Width & Thickness	Case Diameter	End Type	Tuff-Grip™ Pro	Replacement Tape (No Case)
120	1/8 in. x .060 in.	12 in.	Formed hook	31-066	-
240	1/8 in. x .060 in.	12 in.	Formed hook	31-067	31-074

Volt-Guard Fish Tapes

- Light-duty non-conductive tape for use around live circuits
- Elliptical design gives the Volt-Guard greater pushing power
- Repair kit available, order #31-541



Length (ft.)	Width & Thickness	Case Diameter	End Type	Tuff-Grip™ Pro	Replacement Tapes (No Case)
60	3/16 in. x .094 in.	12 in.	Non-Conductive Eyelet	31-542	31-552
120	3/16 in. x .094 in.	12 in.	Non-Conductive Eyelet	31-544	31-554

S-Class® Fiberglass Fish Tapes

- Non-conductive tape for use around live circuits
- Structural glass core provides a more durable fiberglass tape
- Fiberglass cone with nylon outer jacket provides durability



Length (ft.)	Diameter	Case Diameter	End Type	Tuff-Grip™ Pro	Rapid-Pak®	Replacement Tapes (No Case)
50	3/16 in.	12 in.	Leader	31-060	31-187	31-150
50	3/16 in.	12 in.	Metal Eyelet	31-062	31-190	31-160
50	3/16 in.	12 in.	Non-Conductive Eyelet	31-086	-	31-200
100	3/16 in.	12 in.	Leader	31-061	31-186	31-152
100	3/16 in.	12 in.	Metal Eyelet	31-063	31-189	31-162
100	3/16 in.	12 in.	Non-Conductive Eyelet	31-087	-	31-201
200	3/16 in.	16 in.*	Leader	31-064	31-207	31-155
200	3/16 in.	16 in.*	Metal Eyelet	31-065	31-208	31-165
200	3/16 in.	16 in.*	Non-Conductive Eyelet	31-088	-	31-202

*Traditional handle

Zoom™ Fish Tapes

- Great for hard to navigate conduit with multiple bends
- Nylon jacket protects the stainless steel core while adding to the slipperiness of Zoom™



Length (ft.)	Diameter	Case Diameter	End Type	Tuff-Grip™ Pro	Replacement Tapes (No Case)
50	3/16 in.	12 in.	Metal Eyelet	31-090	31-091
100	3/16 in.	12 in.	Metal Eyelet	31-092	31-093
200	3/16 in.	16 in.*	Metal Eyelet	31-096	-

*Traditional handle

Gold-Fish® Fish Tape

- Ultra-flexible tape for hard-to-navigate areas
- Brass-plated coils resist rust
- No "memory" - hangs straight after being coiled for long periods



Length (ft.)	Diameter	Case Diameter	End Type	Tuff-Grip™ Pro	Replacement Tape (No Case)
50	3/16 in.	12 in.	Metal Eyelet	31-144	31-141

Fish Tape Leaders



- Guides fish tape around bends in conduit
- Handles up to six 10 AWG bare wires
- Pulls up to 500 lbs.

Description	Part No.
Fish Tape Leader for steel or stainless steel tapes	31-148
Fish Tape Leader for S-Class® Fiberglass Fish Tape	31-159

Fish Tape Swivel Ball



- Swivels to prevent wires from twisting during pull
- Designed for use on 1/8 in. steel or stainless steel tapes
- Eyelet holds up to four 10 AWG bare wires

Description	Part No.
Fish Tape Swivel Ball	31-085

Tuff-Grip™ Pro Accessories



- Replacement includes: Fish Tape Case (2 halves) and Handle (1)

Description	Part No.
Fish Tape Parts Kit	KB-0173
Screws (not included, kit requires 4)	LA-4218

Screws not included, must be ordered separately.

Fish Tape Non-Conductive Tip Replacement Kits



- Easy to apply
- Each kit includes two eyelets & adhesive

Description	Part No.
Volt-Guard Fish Tape Repair Kit	31-541
S-Class® Fish Tape Repair Kit	31-203

Fish Tape Field Application Repair Kits

- For use on S-Class® & Zoom™ Fish Tapes
- Crimps on new eyelet or leader in minutes
- Dies can be used with Crimpmaster™ Crimp Tool
- Connection guaranteed to withstand 500 lbs.



Description	Part No.
Field Application Kit includes: Crimpmaster™ Crimp Tool frame, die set, S-Class® eyelets (2), S-Class® leaders (2), Zoom™ eyelets (2) & instant adhesive	31-156
Die Set Kit includes: eyelets (2), leaders (2) & instant adhesive (for those who already have a Crimpmaster™ Crimp Tool)	31-164
Replacement eyelets (4) for S-Class® Fish Tapes & adhesive	31-158
Replacement leaders (4) for S-Class® Fish Tapes & adhesive	31-159
Replacement eyelets (2) for Zoom™ Fish Tapes	31-094
Die Set Only (for those who already have a Crimpmaster™ Crimp Tool)	31-166

Tuff-Rod™ Regular Flex Fishing Poles



- Strong, lightweight, flexible extendable fiberglass rod kits
- Use to reach and pull wires over suspended ceilings, in cable trays or through interior walls
- Packaged in clear tubes for protection and long-term storage
- 1/4 in. white fiberglass
- Extra stiffness for added control when maneuvering wires

Description	Length	Diameter	Sections	Part No.
Fixed bullet nose and threaded J hook	12 ft. total	1/4 in.	3 ea. 4 ft.	31-611
Fixed bullet nose and threaded J hook	24 ft. total	1/4 in.	4 ea. 6 ft.	31-612
Replacement Rods	4 ft. x 12	1/4 in.	12 ea. 4 ft.	31-643
Replacement Rods	6 ft. x 12	1/4 in.	12 ea. 6 ft.	31-644

Tuff-Rod™ Extra Flex Glow Fishing Poles


- Strong, lightweight, flexible extendable fiberglass rod kits
- Use to reach and pull wires over suspended ceilings, in cable trays or through interior walls
- Packaged in clear tubes for protection and long-term storage
- 3/16 in. pale green luminescent fiberglass
- Glow-in-the-dark material for easy use in attics, basements and other dimly lit areas



Description	Length	Diameter	Sections	Part No.
Fixed bullet nose and threaded J hook	12 ft. total	3/16 in.	3 ea. 4 ft.	31-631
Fixed bullet nose and threaded J hook	30 ft. total	3/16 in.	5 ea. 6 ft.	31-633
Replacement Rods	4 ft. x 12	3/16 in.	12 ea. 4 ft.	31-647
Replacement Rods	6 ft. x 12	3/16 in.	12 ea. 6 ft.	31-648

Tuff-Rod™ Accessory Kits

- Includes replacement heads: one threaded bullet nose, one threaded J hook and one threaded whisk



Description	Part No.
3/16 in. Accessory Kit	31-651
1/4 in. Accessory Kit	31-652



Ultra smooth gel coat helps protect hands from fiberglass

Fiber reinforced composite pultrusion for consistent high quality

Crimped edge provides exceptional "pull-off" strength for a durable, long-lasting fishing pole



WIRE LUBRICANTS & ACCESSORIES

Application Selection

	Commercial	Utility
Temperature Range	40°F - 120°F 4°C - 49°C	40°F - 120°F (4°C - 49°C) (indoors/outdoors) -28°F - 40°F (-33°C - 4°C) (outdoors)
Length of Run	Up to 75 ft. (finished construction) Up to 1,200 ft. (new construction)	Up to 250 ft.
Installation Time	8 hrs.	24 hrs.
Best Choice	ClearGlide® (finished construction) Yellow 77® and Yellow 77® Plus (new construction)	Aqua-Gel® II & Velocity™ (indoors, outdoors) Aqua-Gel® CW & IIP (outdoors)

Product Selection

	ClearGlide® Wire Pulling Lubricant	Yellow 77® Wire Pulling Lubricant	Yellow 77® Plus Wire Pulling Lubricant	Aqua-Gel® II Wire Pulling Lubricant	Aqua-Gel® IIP Wire Pulling Lubricant	Aqua-Gel® CW Wire Pulling Lubricant	Velocity™ Wire Pulling Lubricant
Color	Clear	Yellow	Yellow	Blue	Blue	Pink	Cream
Base	Polymer	Wax	Wax	Polymer	Polymer	Polymer	Polymer
Average Coefficient of Friction*	.23	.17	.16	.19	.19	.19	.16
Stability Range	32°F - 180°F (0°C - 82°C)	32°F - 130°F (0°C - 54°C)	32°F - 190°F (0°C - 88°C)	32°F - 180°F (0°C - 82°C)	32°F - 180°F (0°C - 82°C)	-28°F - 190°F (-33°C - 82°C)	40°F - 140°F (4°C - 82°C)
Application Temperature Range	40°F - 100°F (4°C - 38°C)	40°F - 100°F (4°C - 38°C)	40°F - 100°F (4°C - 38°C)	40°F - 100°F (4°C - 38°C)	40°F - 100°F (4°C - 38°C)	-28°F - 40°F (-33°C - 4°C)	25°F - 140°F (-3.9°C - 60°C)
Compatibility (Cable Types):							
Rubber	•	•	•	•	•	•	•
Neoprene	•	•	•	•	•	•	•
Nylon	•	•	•	•	•	•	•
PVC	•	•	•	•	•	•	•
High-density or cross-linked polyethylene	•	•	•	•	•	•	•
Low-density polyethylene	•		•	•	•	•	•
Semiconducting jacket	•		•	•	•	•	•
Hypalon	•	•	•	•	•	•	•

*Results from NEETRAC, an independent testing laboratory affiliated with The Georgia Institute of Technology.

Recommended Qty. of Lubricant Formula

$$Q = .0015 \times L \times D$$

Q = Quantity of recommended lube in gallons

L = Length of pull in feet

D = Nominal ID of conduit in inches



This formula is used as a guideline on estimating the quantity of lube needed for various jobs. Many factors go into a cable pull, however, this formula is just based on length of the pull and diameter of the conduit. Increase quantities for the following troubles:

- Stiff, heavy cable
- Rough, old or dirty conduits
- High percent conduit fill
- Pulls with several bends
- High temperatures
- Not food grade fill

Yellow 77® Plus Wire Pulling Lubricant

- Rapid Glide™ t additive provides greater lubricity than other wax-based lubricants – great for tough pulls
- Safe to use with all cable types
- Clings to cable throughout long runs, even where moisture is present
- Remains stable in high temperatures – usable from 32°F to 190°F (-1°C to 88°C)
- Dries slowly to a thin, non-conductive film that won't harden in conduit
- Creamy texture applies easily and uniformly by hand or brush
- Homogeneous blend requires no mixing
- Won't dry out - surface coat forms to control evaporation
- Environmentally safe – non-toxic, non-flammable and non-corrosive



Description	Part No.
1-qt. Squeeze Bottle	31-398
1-gal. Bucket	31-391
5-gal. Bucket	31-395



Yellow 77® Wire Pulling Lubricant

- The #1 brand of wire pulling lubricant since 1959 – the perfect general purpose lube
- Wax-based formula provides superior lubricity
- Safe to use with most cable types except low-density polyethylene and semi-conducting jackets
- Clings to cable throughout long pulls, even where moisture is present
- Won't break down or separate after repeated exposure to freezing temperatures
- Dries to a thin, non-conductive film
- Creamy texture applies easily and uniformly by hand or brush
- Homogeneous blend requires no mixing
- Won't dry out – surface coat forms to control evaporation
- Environmentally safe – non-toxic, non-flammable and non-corrosive



Description	Part No.
1-qt. Squeeze Bottle	31-358
1-gal. Bucket	31-351
5-gal. Bucket	31-355
55-gal. Drum	31-365



ClearGlide® Wire Pulling Lubricant

- Clear and colorless for quick and easy clean-up – great for indoor and retrofit pulls
- Exceptional lubricity for super-fast pulls
- Polymer-based formula is perfect for all electrical and datacomm applications
- Safe to use with all cable types
- Controlled evaporation rate is ideal for shorter runs
- Remains stable over wide temperature ranges – usable from 32°F to 180°F (0°C to 82°C)
- Dries to a semi-fluid film that won't clog conduit
- Easy to apply by hand, brush or pump
- Environmentally safe – non-toxic, non-flammable and non-corrosive



Description	Part No.
1-qt. Squeeze Bottle	31-388
1-gal. Bucket	31-381
5-gal. Bucket	31-385
55-gal. Drum	31-2143



Aqua-Gel® II Cable Pulling Lubricant



- Polymer-based formula provides maximum tension reduction in high-stress electrical and communication cable-pulling operations
- Compatible with most cable types except composite rubber
- Cleans up easily with soap and water
- Clings to cable throughout long pulls
- Remains stable over wide temperature range – usable from 28°F to 180°F (-2°C to 88°C)
- Dries to a semi-fluid film that won't clog conduit
- Easy to apply by hand, brush or pump
- Environmentally safe – non-toxic, non-flammable and non-corrosive
- For outdoor use only

Description	Part No.
1-qt. Squeeze Bottle	31-378
1-gal. Bucket	31-371
5-gal. Bucket	31-375
55-gal. Drum	31-3855



Aqua-Gel® IIP Cable Pulling Lubricant

- Features the same excellent qualities as Aqua-Gel® II Cable Pulling Lubricant with a lower viscosity for easy pouring and pumping
- Pourable formula clings to cable – eliminates hand application for a clean and safe job
- Compatible with most cable types, except composite rubber
- Cleans up easily with soap and water
- Environmentally safe – non-toxic, non-flammable and non-corrosive



Description	Part No.
1-gal. Jug	31-421
5-gal. Bucket	31-425
55-gal. Drum	31-435



Aqua-Gel® CW Cable Pulling Lubricant

- Features the same excellent qualities as Aqua-Gel® II Cable Pulling Lubricant with a lower temperature range for use outdoors in cold weather
- Polymer-based, cold-weather formula remains stable in storage from -28°F to 190°F (-33°C to 82°C)
- Formulated for exterior use in cold weather conditions
- Cleans up easily with soap and water
- Clings to cable throughout long pulls
- Well-suited for hand or poured applications
- Environmentally safe – non-toxic, non-flammable and non-corrosive
- Not recommended for indoor use



Description	Part No.
1-qt. Squeeze Bottle	31-298
1-gal. Jug	31-291
5-gal. Bucket	31-295



Velocity™ Wire Pulling Lubricant

- High cling factor
- Maximum friction reduction
- Specification grade
- Compatible with all popular cable types
- Temperature stable
- Non-combustible residue
- Environmentally safe – non-toxic, non-flammable and non-corrosive



Description	Part No.
1-qt. Squeeze Bottle	31-276
1-gal. Bucket	31-277
5-gal. Bucket	31-278

Duct Seal

- Seals around junction boxes, flashings and service entrances
- Permanently soft, non-toxic compound can be painted immediately after application
- Won't adversely affect other plastic materials or corrode metals



Description	Quantity	Part No.
1 lb. Block	Carton of 10	31-601
5 lb. Block	Carton of 10	31-605

Noalox® Anti-Oxidant

- Anti-oxidant compound improves efficiency and service life of aluminum electrical applications
- Suspended zinc particles penetrate and cut aluminum oxide
- Provides additional inner-strand and inner-conductor current paths for improved conductivity and cooler connections
- Carrier material excludes air to minimize further oxidation
- For use with pressure-type wire connectors including lugs, taps, service entrances and split-bolts
- Reduces galling and seizing when applied on aluminum conduit joints promoting good ground continuity




Description	Part No.
1/2-oz. Tube	30-024
4-oz. Squeeze Bottle	30-026
8-oz. Squeeze Bottle	30-030
8-oz. Brush Cap	30-031
1-gal. Bucket	30-032
5-gal. Bucket	30-040
55-gal. Drum	30-1216

Compatible with aluminum to aluminum and aluminum to copper connections.



For a Safety Data Sheet on lubricants and other products visit us at idealind.com.



Valu-Line™ Pull Line

- White with gray tracer for easy identification
- Continuous-fiber polyline great for blowing directly into conduit
- Will not rot or mildew
- Can be left in conduit for future use

**STANDARD
DUTY
190 LBS.**



Description	Tensile Strength	Length	Part No.
Valu-Line™ Pull-Line	190 lbs.	6,500 ft./ Bucket	31-338

Powr-Fish® Pull Line

- White with blue tracer for easy identification
- Continuous-fiber polyline great for blowing directly into conduit
- Will not rot or mildew
- Can be left in conduit for future use

**HEAVY
DUTY
210 LBS.**



Description	Tensile Strength	Length	Part No.
Powr-Fish® Pull-Line	210 lbs.	6,500 ft./ Bucket	31-340
Powr-Fish® Pull-Line	210 lbs.	500 ft./ Canister	31-348

Powr-Fish® Pull Line

- White with red tracer for easy identification
- 500 lb. tensile, our highest tensile-rated pull-line
- Continuous-fiber polyline great for blowing directly into conduit
- Will not rot or mildew
- Can be left in conduit for future use

**EXTRA
HEAVY DUTY
500 LBS.**



Description	Tensile Strength	Length	Part No.
Powr-Fish® Pull-Line	500 lbs.	2,200 ft./ Bucket	31-344

Conduit Measuring Tape

- Provides quick and accurate measurement of conduit runs
- Easy-to-read markings in sequential one-foot increments
- 160 lb. tensile strength
- Pulls rope through raceways without stretching
- Will not rot or mildew



Description	Tape Width	Length	Part No.
Conduit Measuring Tape	3/16 in.	3,000 ft.	31-347

3-in-1 Premise MULETAPE®

- Reduces installation time and saves money on premise jobs
- Blow, measure and pull with single product
- Imprinted with sequential footage markings
- Fewer installation steps, significant material and labor savings

**THREE
FUNCTIONS
IN ONE**



Description	Pulling Strength	Tape Width	Length/ Bucket	Part No.
3-in-1 Premise MULETAPE®	400 lb.	1/4 in.	4,500 ft.	31-314
	1,800 lb.	1/2 in.	1,300 ft.	31-315

MULETAPE® is a registered trademark of NEPTCO, INC.



Foam Carriers

- Attach to a suitable line to serve as a piston – clears out water or debris as they travel through conduit
- Durable foam construction for repeated use and long life
- For use with any type of blower or vacuum system



Description	Quantity	Part No.
1/2 in. Foam Carrier	1/bag	31-316
3/4 in. Foam Carrier	1/bag	31-317
1 in. Foam Carrier	1/bag	31-318
1-1/4 in. Foam Carrier	1/bag	31-319
1-1/2 in. Foam Carrier	1/bag	31-320
2 in. Foam Carrier	1	31-321
2 in. Foam Carrier	1/bag	31-471
2-1/2 in. Foam Carrier	1/bag	31-322
3 in. Foam Carrier	1/bag	31-323
3-1/2 in. Foam Carrier	1/bag	31-324
4 in. Foam Carrier	1/bag	31-325
5 in. Foam Carrier	1/bag	31-326
6 in. Foam Carrier	1/bag	31-327

Foam Carriers - Multi-Packs

Description	Quantity	Part No.
1/2 in. Foam Carrier	5/bag	31-466
3/4 in. Foam Carrier	5/bag	31-467
1 in. Foam Carrier	5/bag	31-468
1-1/4 in. Foam Carrier	3/bag	31-469
1-1/2 in. Foam Carrier	2/bag	31-470

Pro-Pull™ Rope

- Low-friction polypropylene rope slides easily through conduit
- Both rope ends looped
- Non-sliver surface can be handled without gloves
- Will not rot or mildew
- Rugged, lightweight construction



Description	Tensile Strength	Length	Part No.
1/4 in.	1,125 lbs.	250 ft./Reel	31-839
1/4 in.	1,125 lbs.	600 ft./Reel	31-840
1/4 in.	1,125 lbs.	1,000 ft./Reel	31-841
3/8 in.†	2,430 lbs.	250 ft./Reel	31-844
3/8 in.†	2,430 lbs.	600 ft./Reel	31-845
3/8 in.†	2,430 lbs.	1,200 ft./Reel	31-846
1/2 in.†	3,780 lbs.	250 ft./Reel	31-849
1/2 in.†	3,780 lbs.	600 ft./Reel	31-850
1/2 in.†	3,780 lbs.	1,200 ft./Reel	31-851
5/8 in.†	5,580 lbs.	600 ft./Reel	31-853
5/8 in.†	5,580 lbs.	1,200 ft./Reel	31-854
3/4 in.†	7,650 lbs.	300 ft./Reel	31-855
3/4 in.†	7,650 lbs.	600 ft./Reel	31-856
3/4 in.†	7,650 lbs.	1,200 ft./Reel	31-857

† Eye splice on working end. Tensile strength based on new rope.

Line Packages

- One-piece pull line and foam tip unwind as they move through conduit
- One-piece construction for fast, easy use with no knots or foam carriers to retrieve
- Line tensile strength of 17 lbs.
- For use with any type of blower or vacuum system



Description	Color	Quantity	Part No.
Line Package, 1/2 in. x 75 ft.	Red	10/bag	31-472
Line Package, 1/2 in. x 75 ft.	Red	50/pack	31-328
Line Package, 1/2 in. x 150 ft.	Red	10/bag	31-473
Line Package, 3/4 in. x 200 ft.	Yellow	5/bag	31-475
Line Package, 3/4 in. x 300 ft.	Yellow	5/bag	31-476
Line Package, 3/4 in. x 450 ft.	Yellow	5/bag	31-477
Line Package, 1 in. x 75 ft.	White	50/pack	31-334
Line Package, 1 in. x 200 ft.	White	5/bag	31-479
Line Package, 1 in. x 300 ft.	White	5/bag	31-480
Line Package, 1 in. x 450 ft.	White	5/bag	31-481

CONDUIT BENDERS


Bender Heads

- Available in ductile iron and aluminum heads
- Exceptional, durable, materials for extra strength
- Reinforced at stress points to provide longer life
- Markings are raised and cast into the bender body on both sides for easy visibility
- Deeply serrated step helps prevent slippage when applying force
- Grooved internal hook surface helps prevent conduit from slipping
- Flat hook surface provides stable starting point
- Desirable bending system

Handles

- Rugged, steel construction for long-term durability
- Baked-on blue enamel finish resists corrosion and enhances visibility
- Convenient bending guide for offset bends

High-strength ductile iron or light aluminum



**#1
BRAND***
IN HAND
BENDERS



*According to Electrical Distribution Vista data (Q4, 2017).



Ductile Iron Benders



- Withstands a lifetime of heavy use
- Strong iron material

Conduit Type and Size	Part No. (head only)	Part No. (handle only)	Part No. (head and handle)
1/2 in. EMT	74-001	74-019	74-026
3/4 in. EMT, 1/2 in. Rigid & 1/2 in. IMC	74-002	74-019	74-027
1 in. EMT, 3/4 in. Rigid & 3/4 in. IMC	74-003	74-020	74-028
1-1/4 in. EMT, 1 in. Rigid & 1 in. IMC	74-006	74-021	74-034

Aluminum Benders



- Lightweight aluminum for easy handling
- Strong enough for every day use

Conduit Type and Size	Part No. (head only)	Part No. (handle only)	Part No. (head and handle)
1/2 in. EMT	74-031	74-019	74-046
3/4 in. EMT, 1/2 in. Rigid & 1/2 in. IMC	74-032	74-019	74-047

Bender/BenderBoot™ Combos

- Grooved patented foot provides stability and leverage while bending on smooth surfaces
- Textured tread and hand grip provide support for saddle and offset bends
- Easy to push-on and remove



Description	Part No.
1/2 in. EMT Ductile Iron Bender (74-026) w/BenderBoot™	74-126
3/4 in. EMT, 1/2 in. Rigid & 1/2 in. IMC Iron Bender (74-027) w/BenderBoot™	74-127

BenderBoot™

- Grooved patented foot provides stability and leverage
- Textured tread and hand grip provides support for saddle and offset bends
- Easy push-on assembly to 1/2 in. and 3/4 in. bender handles



Description	Part No.
BenderBoot™	74-037

Pocket Bender Guide



- Convenient pocket-sized reference guide
- Includes simple, concise bending techniques for precision stubs, back-to-back, offset and saddle bends

Description	Part No.
Pocket Bender Guide	P-100


Guide can be downloaded from our website at idealind.com.

Bender Bottle Opener

- Made in U.S.A.
- Pry off or twist off caps



Description	Part No.
Bender Bottle Opener	74-100



WIRE STRIPPERS

Invented and manufactured at our Sycamore, Illinois facility, the T[®]-Stripper Wire Stripper line is the leading brand name in the world.



Kinetic[®] Reflex™ T[®]-Stripper Wire Stripper

- Thumb Valley™ Protection
- Pocket Locket Locking Hasp
- Shear Cut Bolt Cutters
- Textured Thermoplastic Grips
- Ergonomic Textured Handles



Reflex™ Premium T[®]-Stripper Wire Stripper

- Thumb Valley™ Protection
- Textured Thermoplastic Grips
- Ergonomic Textured Handles



Kinetic[®] Super Wire Stripper

- Thumb Valley™ Protection
- Pocket Locket Locking Hasp
- Shear Cut Bolt Cutters
- Textured Thermoplastic Grips
- Ergonomic Curved Handles



T[®]-Stripper Wire Stripper

- Compact, lightweight
- Precision-ground, knife-type blades
- Built-in looping holes, wire cutters and plier nose
- Straight Handles



Reflex™ Super T[®]-Stripper Wire Stripper

- Locking Pawl
- Bolt Cutting
- Extended Textured Comfort
- Ergonomic Handles



*According to Electrical Distribution Vista data (Q4, 2017).

T[®]-Stripper Wire Stripper Selection Guide

													Hole Size						
6	8	10	12	14	16	18	20	22	24	26	28	30		45-100's	45-400's	45-600's	45-700's	45-900's	
									22	24	26	28	30	Solid					
									24	26	28	30	32	Str.	45-125	45-417	-	-	-
				14	16	18	20	22	24					Solid					
				16	18	20	22	24	26					Str.	45-121	45-416	-	45-716	-
		10	12	14	16	18								Solid	45-120	45-415	-	45-715	45-915
		12	14	16	18	20								Str.					
	8	10	12	14	16									Solid	-	-	45-615	-	-
	10	12	14	16	18									Str.					
6	8	10	12	14										Solid	45-124	45-418	45-618	45-718	45-918
8	10	12	14	16										Str.					
														T [®] -Cutter	45-123	-	-	-	-

T[®]-Stripper Wire Strippers

- Form-ground, knife-type blades for accurate, easy stripping without nicking conductor
- Laser-etched wire gauge for easy-to-read visibility
- Spring-loaded automatic opening
- Corrosion-resistant, black oxide finish
- Tough steel construction



Description	Solid	Stranded	Part No.
T [®] -5 T [®] -Stripper Wire Stripper	10-18 AWG	12-20 AWG	45-119*
T [®] -5 T [®] -Stripper Wire Stripper			45-120
T [®] -6 T [®] -Stripper Wire Stripper	14-24 AWG	16-26 AWG	45-121
T [®] -7 T [®] -Stripper Wire Stripper	22-30 AWG	24-32 AWG	45-125
T [®] -8 T [®] -Stripper Wire Stripper	6-14 AWG	8-16 AWG	45-124
T [®] -Stripper Wire Stripper - Metric	0.75-6mm ²		45-120-341
T [®] -Stripper Wire Stripper - Metric	0.5-4mm ²		45-125-341

Kinetic[®] Super Wire Strippers

- Non-slip textured grips and thumb rest
- Plier nose for holding and twisting wires
- Slide lock for safety and storage
- Thumb and finger valley makes stripping easy and accurate



Description	Solid	Stranded	Part No.
Kinetic [®] Super Wire Stripper	10-18 AWG	12-20 AWG	45-715
	14-24 AWG	16-26 AWG	45-716
	6-14 AWG	8-16 AWG	45-718

Kinetic[®] Reflex[™] T[®]-Stripper Wire Strippers

- Non-slip textured grips and thumb rest
- Plier nose for holding and twisting wires
- Slide lock for safety and storage
- Thumb and finger valley makes stripping easy and accurate



Description	Solid	Stranded	Part No.
Kinetic [®] Reflex [™] T [®] -Stripper Wire Stripper	10-18 AWG	12-20 AWG	45-915
	6-14 AWG	8-16 AWG	45-918

Reflex[™] Super T[®]-Stripper Wire Strippers

- 6/32 and 8/32 self-chasing screw-cutting holes
- Ergonomic design for maximum comfort
- Curved handles help reduce wrist fatigue
- Textured sleeves with extra cushioning for added comfort



Description	Solid	Stranded	Part No.
Reflex [™] Super T [®] -Stripper Wire Stripper	8-16 AWG	10-18 AWG	45-615
	8-14 AWG	8-16 AWG	45-618
			45-619*
Reflex [™] Super 12/2 & 14/2 NM Cable T [®] -Stripper Wire Stripper	12-2 and 14-2 AWG	—	45-621

Reflex[™] Premium T[®]-Stripper Wire Strippers

- Ergonomic design for maximum comfort
- Curved handles help reduce wrist fatigue
- Textured sleeves with extra cushioning for added comfort



Description	Solid	Stranded	Part No.
Reflex [™] Premium T [®] -Stripper Wire Stripper	10-18 AWG	12-20 AWG	45-415
	14-24 AWG	16-26 AWG	45-416
	22-30 AWG	24-32 AWG	45-417
	6-14 AWG	8-16 AWG	45-418
Reflex [™] Premium T [®] -Stripper - Metric	0.5mm ² -4.0mm ²		45-425-341

1000V Insulated T[®]-5 Wire Stripper

- UL Classified
- High visibility, double insulated handles provide safety, comfort and control



Description	Part No.
1000V Insulated Wire Stripper	45-9120

*Handle contains red, white and blue grips.

NM Cable Dual-Hole T[®]-Stripper Wire Strippers

- Stripping holes for stripping two 12 AWG or two 14 AWG wires simultaneously



Description	Solid	Part No.
Premium T [®] -14 T [®] -Stripper Wire Stripper		45-247
14/2 NM Cable T [®] -Stripper Wire Stripper	12 or 14 AWG	45-248
12/2 NM Cable T [®] -Stripper Wire Stripper		45-249

Lil' Ripper Stripper™

- Rips outer jacket of NM cable cleanly and quickly
- Clips outer sheathing to remove excess wire jacket
- V-Notch strips inner wires
- Looping holes loop wire for screw-on connections



Description	Part No.
Lil' Ripper Stripper™	45-025

Cable Ripper

- Slits NM cable wire sheathing before stripping wires
- Quick, clean and easy end or mid-run removal of jacket
- Convenient built-in wire gauge



Description	Part No.
Side Entry Cable Ripper	45-118SRS

V-Notch Stripper

- Cuts copper or aluminum wire, solid or stranded
- Rotating cam wheel adjusts to strip 10-24 AWG wire
- Looping holes for solid wire



Description	Part No.
V-Notch Stripper	45-101

Combo Tool



- Convenient, multi-function tool features precision-ground stripping holes and knife-to-anvil cutting blades
- Crimps bare and insulated terminals
- Cuts unhardened bolts (4-40, 6-32, 8-32, 10-24 and 10-32) and reforms threads

Description	Solid	Stranded	Part No.
Combo Tool	8-20 AWG	10-22 AWG	30-428

Multi-Crimp Strip Tool

- Cuts wire
- Crimps insulated and non-insulated wires
- Cuts bolts
- Strips 10-22 AWG wire



Description	Part No.
Multi-Crimp Strip Tool	45-778

T[®]-Cutter Wire Cutter

- Hardened steel, shear-type blades
- Spring-loaded automatic opening
- Convenient plier nose for extra gripping strength
- Corrosion-resistant, black oxide finish
- Tough steel construction



Description	Part No.
T [®] -Cutter Wire Cutter	45-123

Data T®-Cutter Wire Cutter

- Cuts round communication cable and maintains cable geometry for better cable performance
- Cuts multi-pair cable up to .500 in. (12.7mm) and coaxial cable up to RG-9/U
- Suitable for soft cables (not ACSR)
- Steel reinforced center conductors can be trimmed with bolt cutting holes
- Cushioned comfort grip handles
- Locking latch keeps tool closed in pouch



Description	Part No.
Data T®-Cutter	45-074

Underground Feeder (UF) Cable Stripper

- Self-adjusting stripping blades automatically select proper position
- Strips 12/2 AWG solid to 14/2 AWG Underground Feeder (UF) Cable
- Strips Twin and Earth cable
- Open-throat construction allows unlimited strip length
- Neatly removes outer cable sheath and inner wire sheathing to desired lengths
- Lightweight, ergonomic design helps reduce user fatigue



Description	Part No.
Underground Feeder Cable Stripper	45-235

Coax Strip and Crimp Tool

- Precision, form-ground stripping holes remove outer jacket and insulation from RG-59 and RG-6 coaxial cable
- Durable blades cut copper-coated steel conductors
- Three crimping nests for crimping F-connectors and ring terminals



Description	Part No.
Coax Strip & Crimp Tool	30-433

7-in-1 Stripper



- Versatile, seven-function tool features precision-ground stripping blades, cushioned grips and plier nose
- Crimps bare and insulated terminals for 10-22 AWG wire, RG-59 coax connectors and 7 to 8mm auto ignition connectors
- Cuts unhardened wire, bolts and screws (4-40, 6-32, 8-32, 10-24 and 10-32) and reforms threads
- Cuts stranded, solid, NM wire and U.F. wire to 8 AWG

Description	Solid	Stranded	Part No.
7-in-1 Stripper	8 - 16 AWG	10 - 18 AWG	45-777

Round Cable Slitting and Ringing Tools

- Cuts around cable jacket as well as slits the length of jacket for easy removal
- Use with single or multiple conductor cable up to 1.50 in. O.D.
- Blade adjusts for jacket thicknesses up to .125 in.
- Spare blade in handle base



Description	Replacement Blades	Part No.
Cable Stripper for 1/4 in. to 3/4 in. O.D.	L-7486*	45-128
Cable Stripper for 3/4 in. to 1-1/2 in. O.D.		45-129

*Two Blades/package



FORGING TOOLS FOR THE NEXT

100 YEARS

OUR COMMITMENT WITH OUR MADE IN THE USA COLLECTION

For more than 100 years, IDEAL® Electrical has had a proud history of producing the highest quality tools by marrying innovation with tradition. It's that American ingenuity that runs through everything we do, especially our commitment to producing tools here, a hallmark of our "Made in the USA" collection.

It's not just about making high quality tools, it's about making them the right way; with American steel and American labor, right here in the USA. Look for our Made in the USA badge for tools that are American through and through.

UNMATCHED QUALITY

These products, proudly produced in the USA, have been supplied to the government and armed forces for decades where they are routinely used in some of the harshest environmental conditions. We believe that when Americans need tools they can rely on, those tools should be American-made.

BUILDING OUR COMMUNITIES


Not only do we build the tools that build our world, but we are unceasing in our support for community on a local level; union and non-union from trade schools to professional organizations. We support this industry and are committed to keeping and creating more American jobs because of it.

PLIERS

- Custom alloyed, premium quality tool steel provides excellent cutting performance and commercial use durability
- Precision ground knife-to-knife cutting blades for accurate, quick wire cutting
- Hardened and tempered body and cutting edges for optimum performance
- High leverage pivot design provides great cutting and gripping power



Grips



Heavy-Duty Dipped Grip



Smart-Grip™ Dual Durometer Molded Grip



1000V Grip



Color-coding and FastFinder™ letter markers on SmartGrip™ handles provide quick tool identification, even by touch!



Linesman

Long Nose

Tongue & Groove

Cable Cutter

Diagonal

Crimper

Slip-Joint

Linesman Pliers

- Knife-to-knife blades provide excellent cutting performance
- Cuts hardened wire, bolts and stainless steel wire



Description (Smart-Grip™ Handles)	Part No.
9-1/2 in. Linesman Pliers w/New England nose and crimping die	30-3430
Description (Dipped-Grip Handles)	Part No.
9-1/2 in. Linesman Pliers w/New England nose, crimping die and fish tape puller	30-430

Long-Nose Pliers

- Narrow profile head designed for working in tight areas
- Serrated jaws provide secure gripping surface
- Drop-forged, high-carbon steel construction
- Blades provide excellent cutting performance
- Laser-hardened blades cut hardened wire, bolts and stainless steel wire



Description (Smart-Grip™ Handles)	Part No.
8-1/2 in. Long-Nose Pliers w/Cutter	35-3038
Description (Dipped-Grip Handles)	Part No.
6 in. Long-Nose Pliers w/Cutter	35-036
8-1/2 in. Long-Nose Pliers w/Cutter	35-038

Diagonal-Cutting Pliers

- Knife-to-knife blades provide excellent cutting performance
- High-leverage design provides more cutting power
- Models 35-029 and 35-3029 feature a convenient angled head for hard-to-reach areas and rocking out nails



Description (Smart-Grip™ Handles)	Part No.
8 in. Diagonal-Cutting Pliers	35-3028
8 in. Diagonal-Cutting Pliers w/angled head	35-3029
Description (Dipped-Grip Handles)	Part No.
8 in. Diagonal-Cutting Pliers	35-028
8 in. Diagonal-Cutting Pliers w/angled head	35-029

Tongue & Groove Pliers

- Reinforced flange protects against breakage
- Drop-forged, high-carbon steel construction



Description (Smart-Grip™ Handles)	Jaw Opening	Part No.
9-1/2 in. Tongue & Groove Pliers	2 in.	35-3420
Description (Dipped-Grip Handles)	Jaw Opening	Part No.
9-1/2 in. Tongue & Groove Pliers	2 in.	35-420
7 in. Tongue & Groove Pliers	1 in.	35-426
10-1/2 in. Tongue & Groove Pliers w/V-Jaw	2 in.	35-430
12 in. Tongue & Groove Pliers	2-1/4 in.	35-440

Cable Cutters

- Drop-forged, high-carbon steel construction
- Precision-ground, hardened cutting edges provide accurate cuts without cable distortion
- Cuts 2/0 copper and 4/0 aluminum (not for use on ACSR)



Description (Smart-Grip™ Handles)	Part No.
9-1/2 in. Cable Cutter	35-3052
Description (Dipped-Grip Handles)	Part No.
9-1/2 in. Cable Cutter	35-052

Slip-Joint Pliers

- Two position slip joints fit large and small jobs
- Dipped comfort-grip handles for a secure grip
- Flush rivet



35-100

Description	Part No.
6 in. Slip Joint Pliers	35-100
8 in. Slip Joint Pliers	35-102

Multi-Crimp Tools

- Crimps bare or insulated terminals and splices on 10-22 AWG wire
- Knife-to-anvil blades provide long-lasting cutting performance
- High leverage for easy crimping and cutting
- Drop-forged, high-carbon steel construction



Description (Smart-Grip™ Handles)	Part No.
9-3/4 in. Multi-Crimp Tool	30-3429
Description (Dipped-Grip Handles)	Part No.
9-3/4 in. Multi-Crimp Tool	30-429



ELECTRICAL HAND TOOLS

IDEAL® Electrical offers a complete range of specialized hand tools to support the dynamic needs of the professional electrician. With innovative, quality tools for professional performance, backed by one superior brand, IDEAL continues to deliver premium tools in all categories. From screwdrivers, pliers, wrenches, levels to our iconic wire strippers, cutters, saws, and more you can count on IDEAL for all of your professional hand tool needs.



Hex-Key Sets

- High-quality steel construction
- Dual-durometer, slip-resistant grip



Description	Part No.
4 in. handle w/nine 3-in. keys (5/64 in., 3/32 in., 7/64 in., 1/8 in., 9/64 in., 5/32 in., 3/6 in., 7/32 in. & 1/4 in.)	35-146
5-1/4 in. handle w/five 5-in. keys (3/16 in., 7/32 in., 1/4 in., 5/16 in. & 3/8 in.)	35-147

Utility Knife

- Quick-change retractable blade system – no disassembly required
- Built in pull-line cutter
- Includes three blades in storage compartment



Description	Replacement Blades	Part No.
Utility Knife	35-301*	35-300

*Five universal blades per package.

Folding Saw

- Light-weight, heavy-duty die cast construction
- Ergonomic rubber comfort grip
- Blade safely and conveniently folds down in handle
- Accepts most standard 6 in. recip blades



Description	Part No.
Folding Saw	35-274

Jab Saw

- Ergonomic, textured non-slip grip w/plunge-tip design
- Wallboard blade
- Weighted head provides superior balance



Description	Part No.
Jab Saw	35-275

Heavy-Duty Hacksaw

- Cushioned ergonomic grip for performance and comfort
- Rugged frame provides lightweight rigidity and exceptional control
- Includes 12 in. x 24T bi-metal blade, stores up to nine extra blades
- Blades can be adjusted to 55° angle for flush cutting and tensioned to 30,000 psi



Description	Part No.
Heavy-Duty Hacksaw	35-260

Ergonomic Hacksaw

- Angled handle for easier cutting
- Blade can easily be adjusted for flush cutting
- Easy tensioning wing-nut keeps blades tight for straighter cuts
- Cushioned ergonomic grip for performance and comfort



Description	Part No.
Ergonomic Hacksaw with 12 in. x 24T bi-metal blade	35-261

Hacksaw Blades

- Bi-metal blades provide strength, flexibility and long life



Description	Quantity	Part No.
12 in. x 18T Blades	10	35-271
12 in. x 24T Blades	10	35-272
12 in. x 32T Blades	10	35-273
12 in. x 18T Blades	100	35-262
12 in. x 32T Blades	100	35-264

Pocket Knives

- 2-1/4 in. blade locks in position
- High-carbon stainless steel blade construction for extra strength and durability
- Durable non-slip handle
- Brass liners



Description	Blade Type	Part No.
Electrician's Knife	Spear point and Screwdriver	35-285
Hawkbill Knife	Curved	35-286
Linesman Jack Knife	Sheepfoot	35-287

Adjustable Wrenches

- Forged steel construction with narrow profile head reaches into tight spaces
- Tight tolerance on thumbscrew will not loosen or wobble with use
- Extra wide jaw capacity with standard and metric markings



Description	Jaw Capacity	Part No.
6 in. Adjustable Wrench	7/8 in.	35-019
8 in. Adjustable Wrench	1-1/8 in.	35-020
10 in. Adjustable Wrench	1-5/16 in.	35-021
12 in. Adjustable Wrench	1-1/2 in.	35-022

Chisel

- Hardened and tempered for long life
- Use Wood Chisel by hand or mallet



Description	Part No.
Wood Chisel	35-189

Drop-Forged Hammer

- One-piece drop-forged, tempered-steel polished head and handle
- Long, straight claws simplify removal of electrical fixtures
- Comfortable, perforated anti-vibe grips




Description	Part No.
18 oz. x 12-1/2 in. Drop-Forged Handled Hammer	35-210

Precision Levels

- Integrated Thumb Winder™ conduit wheel and contoured screw prevents doglegs
- Rare earth magnets provide maximum holding strength
- V-groove bottom surface for stable mounting to conduit



3.5 in. Precision Level is handy for tight spaces



Description	Part No.
3.5 in. Precision Level	35-206
6 in. Precision Level	35-207
8 in. Precision Level	35-208

Torpedo Level

- 9 in. aluminum frame with magnetic and V-grooved edges
- Windows provide easy reading of plumb level and 45° angle
- Three rare earth magnets for strong cling to conduit



Description	Part No.
9 in. Torpedo Level	35-205

Measuring Tapes



Magnetic-tipped end hook



- Measurement marks on both sides of tape
- Blade automatically stays out when extended
- Push button for smooth blade retraction
- Comfortable, shock-resistant rubber grip

Description	Tape Width	Part No.
Auto-Lock Tape Measure - 25 ft.	1 in.	35-242
Auto-Lock Tape Measure w/Magnetic Tip - 30 ft.		35-238

Electric Engraving Tool

- Engraves metal, glass, stone, ceramics, plastics, hard rubber, wood and many other hard materials
- Unique design reduces bouncing and provides smooth, easy writing; operating at 7,200 strokes per minute
- Stroke adjusts to vary depth of mark
- Includes carbide-tipped point for normal markings
- Diamond point available for engraving extra-hard materials (50 to 64 Rockwell, scale C)



Description	Part No.
Engraver w/carbide-tipped point & 3-conductor grounded cord (7 ft.) & plug – 120V, 60 Hz	11-113
Carbide-Tipped replacement point 	11-200
Diamond replacement point 	11-201

IDEAL Wipes Multi-Purpose Towels

- Durable pre-moistened fabric scrubs without tearing
- Cleans dirt, grease, lube and grime from most surfaces
- Infused with natural hand moisturizers and Vitamin E, orange citrus scent
- Meets California C.A.R.B. standards



Description	Part No.
IDEAL Wipes, 12 in. x 9 in. (82/can)	38-500
IDEAL Wipes Canister Bracket	38-500BR

Mechanical Indentor and Crimp Tool

- Use with aluminum (6 AWG to 4/0) and copper (8 AWG to 250 KCMIL) wires
- Adjustable crimping nests with clearly marked gauges
- Lightweight and easy to operate
- Rugged cast steel construction for long-term durability



Description	Part No.
Mechanical Indentor & Crimp Tool	88-843

Ratchet Crimp Tool

- Crimps insulated or bare terminals and splices on 10-22 AWG wire
- Ratchet action prevents release prior to crimp connection – helps ensure uniform crimps
- Vinyl-coated handles provide a solid, comfortable grip



Description	Part No.
Ratchet Crimp Tool	83-001

Four-Way Crimp Tool


- Design ensures even compression and reliable connections
- Spring-loaded, cam-actuated plungers
- Fingertip adjustment for two connector sizes



Description	Part No.
Four-Way Crimp Tool for use with Buchanan 2006S and 2011S Crimp Connectors	C24

SirNickless™ Cutter

- Handles all common BX, MCAP®, MC and Flex cables
- Blade cuts armor without damage to internal conductors
- Splices cleanly through casings with only a few turns
- Handle knob stores up to six replacement blades (Cutter comes with one blade installed.)



35-782

35-781

Description	Quantity	Part No.
Rotary Armored Cable Cutter	—	35-782
Replacement Blades	5/pack	35-781
	1/pack	35-781-1

MCAP® is a registered trademark of Southwire Company.

Aviation Tin Snips

- Labor-saving design cuts straight, left and right, with one tool
- Chrome-molybdenum steel forged blades for strength and durability
- Serrated edges provide a stable hold when cutting



Description	Part No.
Aviation Tin Snips	35-001

CABLE CUTTERS

The IDEAL focus on innovation is demonstrated by the PowerBlade™ line of cable cutters. Chucked into virtually any drill these robust cutters save time and money for utilities and commercial electricians.

Big Kahuna™ Cable Cutter



(Drill not included)

- Fits most standard power drills
- Jaw opening of 3-1/2 in.
- Cuts copper cable up to 1250 MCM and aluminum cable up to 1250 MCM
- Specially hardened, rounded blades minimize cable distortion for professional quality

Description	Replacement Blade*	Part No.
Big Kahuna™ Cable Cutter	KB-0276R	35-076

*Two blades per package, 1 upper blade and 1 lower blade.

PowerBlade™ 750 Cable Cutter



(Drill not included)

- Fits most standard power drills
- Jaw opening of 1-1/2 in.
- Cuts copper cable up to 750 MCM and aluminum cable up to 1000 MCM
- Specially hardened, rounded blades minimize cable distortion for professional quality

Description	Replacement Blade*	Part No.
PowerBlade™ 750 Cable Cutter	K-8906R	35-078

*Two blades per package, 1 upper blade and 1 lower blade.

Merlin™ ACSR Cable Cutter



(Drill not included)

- Fits most standard power drills
- Jaw opening of 3/4 in. for precision and accuracy
- Especially designed for reinforced aluminum cable
- Cuts up to Merlin ACSR cable size or 250 MCM Copper or Aluminum

Description	Replacement Blade*	Part No.
Merlin ACSR Cable Cutter	KB-0278R	35-077

*Two blades per package, 1 upper blade and 1 lower blade.

PowerBlade™ Cable Cutter Replacement Parts

Replacement Parts	Part No.
Gearbox Assembly	H-3400
PowerBlade™ Replacement Folding Assembly	H-3507
PowerBlade™ Replacement Torque Arm Assembly	K-8909

[Check out our PowerBlade videos at idealind.com](http://idealind.com)

Ratcheting Cable Cutter

- Cuts hard drawn copper up to 400 MCM and soft copper, aluminum and multiple conductor cable up to 600 MCM
- Hardened steel blades ensure consistent cuts and long-term durability
- Rounded blade design minimizes cable distortion during cutting
- Quick release mechanism simplifies blade back-out
- Locking mechanism keeps handles closed for easy storage



Description	Part No.
400 MCM Ratcheting Cable Cutter*	35-056

*Max. Jaw Opening - 2 in. Not for cutting steel or ACSR.

Long-Arm Cable Cutters

- High strength forged blades for ultimate durability
- Precision-ground jaws make clean cuts with minimal cable distortion
- Replaceable blades
- For copper and aluminum only.
- Not designed for steel or ACSR.

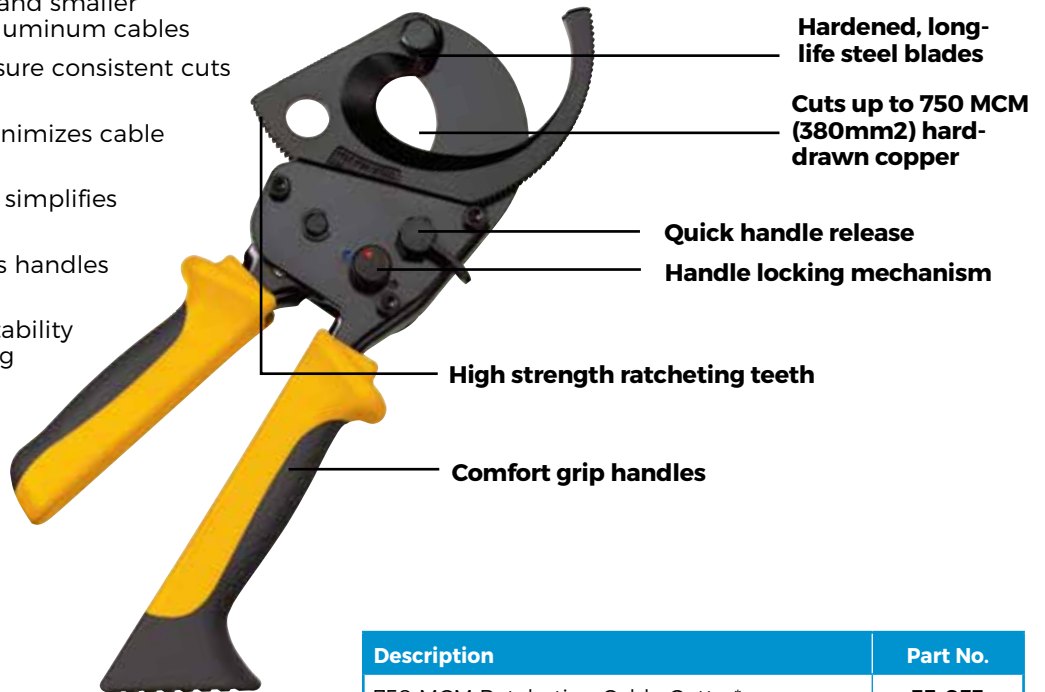


Description	Length	Replacement Head	Part No.
250 MCM Long-Arm Cable Cutter	14 in.	35-031B	35-031
500 MCM Long-Arm Cable Cutter	22 in.	35-032B	35-032
1000 MCM Long-Arm Cable Cutter	32 in.	35-033B	35-033

CAUTION: Comfort-grip handles are not designed for protection against electrical shock. Do not use on live circuits.

BigFoot™ Ratcheting Cable Cutter

- Designed to cut 750 MCM and smaller hard-drawn copper and aluminum cables
- Hardened steel blades ensure consistent cuts and long-term durability
- Rounded blade design minimizes cable distortion during cutting
- Quick release mechanism simplifies blade back-out
- Locking mechanism keeps handles closed for easy storage
- Molded-in foot provides stability and leverage when making multiple cuts



Molded foot for stability and leverage.

Description	Part No.
750 MCM Ratcheting Cable Cutter*	35-053
Replacement blade (movable side only)	35-057

*Max. Jaw Opening - 2 in. Not for cutting steel or ACSR.

SCREWDRIVER TYPES

Specialty

- Multi-Bit
- Top quality screwdrivers designed especially for the professional electrician
- Multi-functional for all your fastening needs

Cushioned-Grip

- Cushioned-grip provides comfort and maximum torque
- Blasted tip helps prevent plate chipping
- Nickel chrome steel shank for maximum strength and durability
- Mini cushioned-grip tightens small fasteners easily and accurately

Nut Drivers

- Hollow shanks handle longer bolts
- Available in long lengths to accommodate extra long bolts
- Cushioned-gripped for comfort and maximum torque



TOOLS & SUPPLIES



Screwdriver Advanced Features

Specialty



Patented Wire Connector Wrench in handle



Accu-Loop™ Wire Looping Holes make perfect loops!

Cushioned-Grip



FastFinder™ icon shows tip type on handle end



Combo Head™ tip ensures full fastener engagement

NEW

Extendable Length Screwdriver

- 1/4 in. slotted
- #2 Phillips
- #1, #2 Square
- Pull up to retract, push down to extend
- Collar spins for ease of use
- Comes with two double-sided blades



Description	Part No.
Extendable Length Screwdriver	35-947

6-in-1 Stubby Multi-Bit Screwdriver & Nut Driver

- 3/16 in., 1/4 in. slotted
- #1, #2 Phillips
- 1/4 in., 5/16 in. hex



Description	Part No.
6-in-1 Stubby Multi-Bit Screwdriver & Nut Driver	35-945

6-in-1 Multi-Bit Screwdriver & Nut Driver

- 3/16 in., 1/4 in. slotted
- #1, #2 Phillips
- 1/4 in., 5/16 in. hex



Description	Part No.
6-in-1 Multi-Bit Screwdriver & Nut Driver	35-949

12-in-1 Multi-Bit Screwdriver & Nut Driver

- 3/16 in., 1/4 in. slotted
- #1, #2 Phillips
- 3/16 in., 1/4 in., 5/16 in., 3/8 in. hex
- T10, T15 Torx®
- #1, #2 square



Description	Part No.
12-in-1 Multi-Bit Screwdriver & Nut Driver	35-946

Torx® is a registered trademark of Acument Intellectual Properties, LLC.

Replacement Tips

Description	Part No.
1/4 in. Slotted - #2 Phillips	35-940
3/16 in. Slotted - #1 Phillips	35-941
#1 Square - #2 Square	35-942
#10 & #15 Star	35-943

6-in-1 Stubby & 6-in-1 Multi-Bit Screwdriver & Nut Driver Combo

- 6-in-1 Stubby
 - 3/16 in., 1/4 in. slotted
 - #1, #2 Phillips
 - 1/4 in., 5/16 in. hex
- 6-in-1 Multi-Bit
 - 3/16 in., 1/4 in. slotted
 - #1, #2 Phillips
 - 1/4 in., 5/16 in. hex



Description	Part No.
6-in-1 Stubby & 6-in-1 Multi-Bit Screwdriver & Nut Driver Combo	35-954

6-in-1 Stubby & 12-in-1 Multi-Bit Screwdriver & Nut Driver Combo

- 6-in-1 Stubby
 - 3/16 in., 1/4 in. slotted
 - #1, #2 Phillips
 - 1/4 in., 5/16 in. hex
- 12-in-1 Multi-Bit
 - 3/16 in., 1/4 in. slotted
 - #1, #2 Phillips
 - 3/16 in., 1/4 in., 5/16 in., 3/8 in. hex
 - T10, T15 Torx®
 - #1, #2 square



Description	Part No.
6-in-1 Stubby & 12-in-1 Multi-Bit Screwdriver & Nut Driver Combo	35-953

Torx® is a registered trademark of Acument Intellectual Properties, LLC.

12-in-1 Multi-Bit Screwdriver & Nut Driver w/Combo Head™

- 3/16 in., 1/4 in. slotted
- #1, #2 Phillips
- 3/16 in., 1/4 in., 5/16 in., 3/8 in. hex
- T10, T15 Torx®
- #1, #2 square



Description	Part No.
12-in-1 Multi-Bit Screwdriver & Nut Driver w/ Combo Head™	35-939



21-in-1 Twist-a-Nut™ Ratcheting Screwdriver


- Patented Wire Connector Wrench accepts a wide variety of connectors and reduces finger fatigue
- Pro-quality, 28 tooth, all metal ratchet can handle 225 lbs. of torque without failure
- Ergonomic, slip-free textured grip provides excellent torque and is impervious to perspiration, gas, oil and chemicals
- Multiple bit storage unit in handle
- Bits included: #1 Phillips, #2 Phillips, #3 Phillips, 3/16" Slotted, 1/4" Slotted, 5/16" Slotted, #1 Square, #2 Square, #15 Star, #20 Star, #25 Star, #30 Star, 3/32" Hex, 1/8" Hex, 3/16" Hex, 5/32" Hex, 1/4" Nut, 5/16" Nut and 7/16" Nut



Description	Part No.
21-in-1 Twist-a-Nut™ Screwdriver	35-688

9-in-1 Ratch-a-Nut™ Screwdriver

- Patented Wire Connector Wrench accepts a wide variety of connectors and reduces finger fatigue
- Pro-quality, 28 tooth, all metal ratchet can handle 225 lbs. of torque without failure
- Ergonomic, slip-free textured grip provides excellent torque and is impervious to perspiration, gas, oil and chemicals
- Accepts Twist-a-Nut™ replacement bits
- Bits included: 1/4 in. Slotted, 3/16 in. Slotted, #1 Phillips, #2 Phillips, 1/4 in. Nut Driver, 5/16 in. Nut Driver, and 7/16 in. Nut Driver



Description	Part No.
9-in-1 Ratch-a-Nut™ Screwdriver	35-988

7-in-1 Twist-a-Nut™ Screwdriver


- Patented Wire Connector Wrench accepts a wide variety of connectors and reduces finger fatigue
- Ergonomic, slip-free textured grip provides excellent torque and is impervious to perspiration, gas, oil and chemicals
- Handle is interchangeable with conduit deburrer head (#35-096) and 6-in-1 Tap Tool (#35-922)
- Bits included: 1/4 in. Slotted, 3/16 in. Slotted, #1 Phillips, #2 Phillips, 1/4 in. Nut Driver and 5/16 in. Nut Driver



Description	Part No.
7-in-1 Twist-a-Nut™ Screwdriver/Nut Driver	35-908
Replacement Handle	K-8964

6-in-1 Twist-a-Nut™ Tap Tool

- Forms new threads, re-forms burred threads and cleans out obstructions
- Reversible, high-carbon tap with three clearly marked thread sizes on each end
- Handle is interchangeable with 7-in-1 Screwdriver (#35-908) and Conduit Deburrer (#35-083)
- Includes: 6-32, 8-32 & 10-32 on one tapping side and 10-24, 12-24 & 1/4-20 on other side



Description	Part No.
6-in-1 Twist-a-Nut™ Tapping Tool	35-922
Replacement collar and six taps	35-923

Replacement Tips (for 7-in-1 Twist-a-Nut™ and 9-in-1 Ratch-a-Nut™ Screwdrivers)

Description	Part No.
1/4 in. Slotted - #2 Phillips	35-911
3/16 in. Slotted - #1 Phillips	35-912
1/4 in. Slotted - #2 Square	35-913
3/16 in. Slotted - #1 Square	35-914
#15 & #10 Star	35-915

Twist-a-Nut™ Conduit Deburring Tools



- Deburrs inside and outside edges of 1/2 in., 3/4 in. and 1 in. thin wall conduit
- Hooded tip tightens EMT fitting set screws without slipping
- Square tip “seats” much more quickly on fitting screws than slotted version
- Head removes and is interchangeable with IDEAL 7-in-1 Twist-a-Nut™ Screwdriver shaft (#35-908)
- Head can be used at low speed setting in drill or cordless screwdriver

Description	Tip Type	Part No.
Conduit Deburring Tool	Slotted	35-083
Conduit Deburring Tool	#2 Square	35-075
Conduit Deburring Tool (head only)	Slotted	35-096
Conduit Deburring Replacement Blade		35-097
Conduit Deburring Tool (head only)	#2 Square	35-098

Twist-a-Nut™ Conduit Wiring Kit



- Includes:
 - Twist-a-Nut™ Screwdriver (35-908)
 - Twist-a-Nut™ Deburring Head - Square Tip (35-098)
 - Twist-a-Nut™ Tap Tool Shaft (35-923)
 - Three Spare Bits - 1/4 in. Slotted & #2 Square, 3/16 in. Slotted & #1 Square, #10 & #15 Star
 - 8-Pocket Carrying Pouch (35-927)
- Nylon carrying pouch with metal belt clip holds all three Twist-a-Nut™ tools plus room for four replacement bits or taps

Description	Part No.
Twist-a-Nut™ Conduit Wiring Kit	35-926
Twist-a-Nut™ Carrying Pouch only	35-927

Twist-a-Nut™ Pro Electrician's Screwdrivers



- Vapor-blasted tip improves screw grip
- Tough, chrome vanadium steel shank

Description	Part No.
#2 x 6 in. Square Twist-a-Nut™ Pro Electrician's Screwdriver	30-330
1/4 in. x 4 in. Slotted Twist-a-Nut™ Pro Electrician's Screwdriver	30-331
1/4 in. x 6 in. Slotted Cabinet Tip Twist-a-Nut™ Pro Electrician's Screwdriver	30-333

11-in-1 Screwdriver/Nut Driver



- Includes: 1/4 in. Slotted, 3/16 in. Slotted, #2 Phillips, #1 Phillips, #1 Square, #2 Square, #15 Star, #10 Star, 5/16 in. Nut Driver & 1/4 in. Nut Driver
- Cushioned grip for comfort and performance
- Accu-Loop™ Wire looping holes


Description	Part No.
11-in-1 Screwdriver/Nut Driver	35-910
Replacement Bits	Part No.
1/4 in. Slotted - #2 Phillips (2/pack)	35-940
3/16 in. Slotted - #1 Phillips (2/pack)	35-941
#1 & #2 Square (2/pack)	35-942
#15 & #10 Star (2/pack)	35-943

8-Piece Cushioned-Grip Screwdriver Set




Description	Part No.
8-Piece Screwdriver Set	35-298
Set Includes:	
#1 Phillips	35-193
3/16 in. Slotted	35-183
#2 Phillips	35-194
1/4 in. Heavy-Duty Round Keystone	35-164
1/4 in. Heavy-Duty Square Keystone	35-154
3/16 in. Cabinet	35-186
1/4 in. Heavy-Duty Cabinet	35-151
5/16 in. Heavy-Duty Keystone	35-166

7-Piece Cushioned-Grip Screwdriver Set



Description	Part No.
7-Piece Screwdriver Set	35-1298
Set Includes:	
#1 Phillips	35-193
1/4 in. Heavy-Duty Cabinet	35-150
#2 Phillips	35-194
1/4 in. Heavy-Duty Square Keystone	35-154
3/16 in. Cabinet	35-183
1/4 in. Heavy-Duty Cabinet	35-156
3/16 in. Heavy-Duty Keystone	35-186

5-Piece Cushioned-Grip Screwdriver Set



Description	Part No.
5-Piece Screwdriver Set	35-297
Set Includes:	
#2 Phillips	35-194
1/4 in. Heavy-Duty Square Keystone	35-154
3/16 in. Cabinet	35-186
1/4 in. Heavy-Duty Cabinet	35-151
5/16 in. Heavy-Duty Keystone	35-166

4-Piece Mini Cushioned-Grip Screwdriver Set

- Set Includes: #0 Phillips, 1/16 in. Keystone, 3/32 in. Cabinet and 1/8 in. Cabinet



Description	Part No.
4-Piece Screwdriver Set	SOLD ONLY AS A SET 35-1301

2-Piece Stubby Cushioned-Grip Screwdriver Set

- Set Includes: #2 Phillips and 1/4 in. Keystone



Description	Part No.
2-Piece Stubby Screwdriver Set	SOLD ONLY AS A SET 35-1300

Phillips Cushioned-Grip Screwdrivers



Description	Blade Length	Handle Length	Overall Length	Part No.
#1 Phillips	3 in.	3-3/4 in.	6-3/4 in.	35-193
#2 Phillips	1-1/2 in.	1-15/16 in.	3-7/16 in.	35-191
#2 Phillips	4 in.	4-5/16 in.	8-5/16 in.	35-194
#2 Phillips	6 in.	4-5/16 in.	10-5/16 in.	35-195
#3 Phillips	6 in.	5-23/64 in.	11-23/64 in.	35-196

Square Cushioned-Grip Screwdrivers



Description	Blade Length	Handle Length	Overall Length	Part No.
#0 Square	4 in.	4-5/16 in.	8-5/16 in.	35-690
#1 Square	4 in.		8-5/16 in.	35-691
#1 Square	8 in.		12-5/16 in.	35-692
#2 Square	4 in.		8-5/16 in.	35-693
#2 Square	8 in.		12-5/16 in.	35-694
#3 Square	4 in.		8-5/16 in.	35-695

Cabinet Cushioned-Grip Screwdrivers



Description	Blade Length	Handle Length	Overall Length	Part No.
3/16 in. shank and tip	3 in.	3-3/4 in.	6-3/4 in.	35-183
3/16 in. shank and tip	4 in.		7-3/4 in.	35-184
3/16 in. shank and tip	6 in.		9-3/4 in.	35-186
3/16 in. shank and tip	8 in.		11-3/4 in.	35-188
3/16 in. shank and tip	10 in.		13-3/4 in.	35-190

Heavy-Duty Cabinet Cushioned-Grip Screwdrivers



Description	Blade Length	Handle Length	Overall Length	Part No.
1/4 in. shank and tip	4 in.	4-5/16 in.	8-3/8 in.	35-150
1/4 in. shank and tip	6 in.		10-3/8 in.	35-151
1/4 in. shank and tip	8 in.		12-3/8 in.	35-152

Heavy-Duty Round Shaft Keystone Cushioned-Grip Screwdrivers



Round Shank	Blade Length	Handle Length	Overall Length	Part No.
1/4 in. shank and tip	1-1/2 in.	1-15/16 in.	3-7/16 in.	35-161
1/4 in. shank and tip	4 in.	4-5/16 in.	8-5/16 in.	35-164
5/16 in. shank and tip	6 in.	5-11/32 in.	11-11/32 in.	35-166
3/8 in. shank and tip	8 in.	5-11/32 in.	13-11/32 in.	35-168

Heavy-Duty Square Shaft Keystone Cushioned-Grip Screwdrivers



Square Shank	Blade Length	Handle Length	Overall Length	Part No.
1/4 in. shank and tip	4 in.	4-5/16 in.	8-5/16 in.	35-154
5/16 in. shank and tip	6 in.	5-11/32 in.	11-11/32 in.	35-156
3/8 in. shank and tip	8 in.	5-11/32 in.	13-11/32 in.	35-158

Combo Head™ Cushioned-Grip Screwdriver



Patented Combo Head™ tip ensures full fastener engagement



- Designed to accurately and securely fit most fasteners
- Patented design

Description	Blade Length	Handle Length	Overall Length	Part No.
Combo Head™ Cushioned-Grip Screwdriver	4 in.	4-5/16 in.	8-5/16 in.	35-204

Quick Rotating Screwdriver



- Ideal for threading screws in switches, fixtures and anchors
- Quick and easy crank action

Description	Blade Length	Handle Length	Overall Length	Part No.
Cabinet Quick Rotating Screwdriver	5-9/16 in.	3-3/4 in.	9-3/8 in.	35-200
Phillips Quick Rotating Screwdriver	5-5/8 in.	4-5/16 in.	9-15/16 in.	35-203

Awl



- Heavy-duty construction for piercing, punching and scribing

Description	Blade Length	Handle Length	Overall Length	Part No.
Awl	3 in.	3-3/4 in.	6-3/4 in.	35-202

Grip-n-Screw™ Screwdriver



- Holds screw when collar is extended
- Non-magnetic screw-holding screwdriver

Description	Blade Length	Handle Length	Overall Length	Part No.
3/16 in. Slotted Grip-n-Screw™ Screwdriver	5-7/8 in.	3-3/4 in.	9-5/8 in.	35-406
#2 Phillips Grip-n-Screw™ Screwdriver	6-7/8 in.	4-15/16 in.	11-1/4 in.	35-404

Off-Set Screwdriver Set



- 1/4 in. x 1/4 in. Slotted tips and #1 Phillips x #2 Phillips tips
- Designed to tighten fasteners in hard to reach places

Description	Overall Length	Part No.
Off-Set Screwdriver Set	4 in.	35-219



Nutmaster® Nut Drivers



- Model 35-292 fits tan Twister® Wire Connector and 35-295 fits gray Twister® Wire Connectors

Description	Shank Length	Handle Length	Overall Length	Part No.
3/16 in.	3 in.	4-5/16 in.	7-5/16 in.	35-290
1/4 in.				35-291
5/16 in.				35-292
11/32 in.				35-293
3/8 in.				35-294
7/16 in.				35-295
1/2 in.				35-296

2-Piece Hollow-Shaft Nut Driver Set



- Includes: 1/4 in. Nut Driver & 5/16 in. Nut Driver
- Long shanks useful in deep electrical boxes

Description	Shank Length	Handle Length	Overall Length	Part No.
2-Piece Nut Driver Set	5-15/16 in.	4-5/16 in.	10-1/4 in.	35-1302

Quick-Change Screwdriver

- Patented Sure-Loc™ Quick Change chuck securely holds bits
- Built-in bit storage container in handle holds up to five extra insert bits
- Bits fit most standard multi-bit screwdrivers
- E-Z Spin™ high torque rotating flip cap



Description	Blade Length	Handle Length	Overall Length	Part No.
Quick Change Screwdriver (Driver only)	3-1/16 in.	4-3/16 in.	7-1/4 in.	35-932
33-Piece Quick Change Screwdriver Set - Quick Change Screwdriver and 32-Piece Tamper-Proof Bit Block				35-933
33-Piece Quick Change Screwdriver Set - Quick Change Screwdriver and 32-Piece Standard Bit Block				35-934
32-Piece Tamper-Proof Bit Block				35-933TP
32-Piece Standard Bit Block				35-933STD


2-Piece Stubby Nut Driver Set

- Includes: 1/4 in. Nut Driver & 5/16 in. Nut Driver
- For use in tight spaces



Description	Blade Length	Handle Length	Overall Length	Part No.
2-Piece Nut Driver Stubby Set	1-1/2 in.	2-1/8 in.	3-5/8 in.	35-1299

7-Piece Nut Driver Set



Description	Part No.
7-Piece Nut Driver Set	35-299
Set Includes:	
3/16 in.	35-290
1/4 in.	35-291
5/16 in.	35-292
11/32 in.	35-293
3/8 in.	35-294
7/16 in.	35-295
1/2 in.	35-296

Adjustable Torque Screwdriver

- Includes adjustable torque range of up to 36 in. lbs. (bi-directional accuracy, +/- 6%)
- Used for assembly and maintenance applications in accordance to 2017 NEC
- Unique torque limiting clutch disengages once preset torque is reached
- Kit contains: -
Torque Screwdriver
#1, #2 Phillips Bits
#1 and #2 Square Bits
1/4 in., 3/16 in. Slotted Bits



NEW



Description	Part No.
Adjustable Torque Screwdriver Kit, 0-36 in. lbs.	35-936

Slim Electronics Screwdrivers

- Designed for maximum handling comfort when working in tight areas
- Tough, chrome vanadium steel shank
- Phosphate tip for long life
- Color-coded cap for easy identification



Description	Blade Length	Handle Length	Overall Length	Part No.
Cabinet, 3/32 in.	2-1/2 in.	3-9/16 in.	6-1/16 in.	36-240
Cabinet, 3/32 in.	3 in.		6-9/16 in.	36-241
Cabinet, 1/8 in.	4 in.		7-9/16 in.	36-242
Cabinet, 1/8 in.	6 in.		9-9/16 in.	36-243
Cabinet, 5/32 in.	4 in.		7-9/16 in.	36-244
Cabinet, 5/32 in.	6 in.		9-9/16 in.	36-245
Phillips, #0	2-1/2 in.		6-1/16 in.	36-246
7-Piece Set includes one each of 36-240 thru 36-246				36-248
4-Piece Set includes one each of 36-240, 36-241, 36-242, & 36-246				36-249

INDUSTRIAL SCREWDRIVER BITS & ACCESSORIES


- S2M tool steel, custom heat treated for strength and durability
- All tips are manufactured to tight tolerances to ensure accurate fit and full fastener engagement
- Insert bits have a retaining ring notch
- Power bits have a power locking groove
- 1/4 in. hex body
- Fit most standard multi-bit screwdrivers and power drills



DESIGNED FOR
**PRECISION
FIT
AND LASTING
PERFORMANCE**


Power Bits

Power Locking Groove



1/4 in. Hex Body

Insert Bits



Retaining Ring Notch

All tips are manufactured to tight tolerances to ensure accurate fit and full fastener engagement



Combo Head™

Slotted

Double Ended

Phillips

Square

Torx®

Torx® is a registered trademark of Acument Intellectual Properties, LLC.

Combo Head™ Bits

- Patented design tip fits most Phillips screws

Description	Part No. (Carded)	Part No. (Bulk)
Combo Drive #2, 1 in. Insert Bit	78-0105	78-0105-25
Combo Drive #2, 2 in. Power Bit	78-0106	78-0106-25

Slotted Bits

Description	Part No. (Carded)	Part No. (Bulk)
Slotted 1/4 in., 1 in. Insert Bit	78-0209	—
Slotted 1/4 in., 2 in. Power Bit	78-0210	—
Slotted 1/8 in., 1 in. Insert Bit	78-0211	—
Slotted 1/8 in., 2 in. Power Bit	78-0212	—
Slotted 3/16 in., 1 in. Insert Bit	78-0213	78-0213-25
Slotted 3/16 in., 2 in. Power Bit	78-0214	78-0214-25
Slotted 7/32 in., 1 in. Insert Bit	—	78-0215-25
Slotted 7/32 in., 2 in. Power Bit	—	78-0216-25

Double-Ended Bits

Description	Part No. (Carded)	Part No. (Bulk)
DE Slotted 1/4 in. x #2 Phillips	78-0102	78-0102-25
DE Slotted 1/4 in. x #2 Square	78-0103	—
DE Square #2 Square x #2 Phillips	—	78-0104-25

Magnetic Bit Holder

- Slender extension with powerful magnet to grasp and hold bits

Description	Part No. (Carded)	Part No. (Bulk)
Magnetic Bit Holder, 4 in.	78-0107	—
Magnetic Bit Holder, 6 in.	78-0108	78-0108-10

Socket Adapter

Description	Part No. (Carded)	Part No. (Bulk)
Socket Adapter, 1 in. Insert Bit	78-0217	78-0217-25
Socket Adapter, 2 in. Power Bit	78-0218	—

Magnetic Nut Setter

- Variety of sizes for multiple applications

Description	Part No. (Carded)	Part No. (Bulk)
Magnetic Nut Setter, 1/4 in.	78-0111	78-0111-10
Magnetic Nut Setter, 3/8 in.	78-0113	78-0113-10
Magnetic Nut Setter, 5/16 in.	78-0114	78-0114-10
Magnetic Nut Setter 3 pk. 1/4 in., 3/8 in., 5/16 in.	78-0112	—

Torx® Bits

- Manufactured to tight tolerances to ensure accurate fit and full fastener engagement

Description	Part No. (Carded)	Part No. (Bulk)
Torx® 20, 1 in. Insert Bit	78-0226	—
Torx® 25, 1 in. Insert Bit	78-0227	—
Torx® 27, 1 in. Insert Bit	78-0228	—
Torx® 30, 1 in. Insert Bit	78-0229	—
7 pc. Torx® Bit Set in Holder	78-0100	—

Torx® is a registered trademark of Acument Intellectual Properties, LLC.

Tamper-Proof Torx® Bits

Description	Part No. (Carded)	Part No. (Bulk)
TP Torx® T20, 1 in. Insert Bit	78-0230	—
TP Torx® T25, 1 in. Insert Bit	78-0231	—
TP Torx® T27, 1 in. Insert Bit	78-0232	—
TP Torx® T30, 1 in. Insert Bit	78-0233	—
7 pc. Tamper-Proof Torx® Bit Set in Holder	78-0101	—

Torx® is a registered trademark of Acument Intellectual Properties, LLC.

Phillips Bits

Description	Part No. (Carded)	Part No. (Bulk)
Phillips #1, 1 in. Insert Bit	78-0200	78-0200-25
Phillips #1, 2 in. Power Bit	78-0201	78-0201-25
Phillips #2, 1 in. Insert Bit	78-0202	78-0202-25
Phillips #2, 2 in. Power Bit	78-0203	78-0203-25
Phillips #3, 1 in. Insert Bit	78-0205	78-0205-25
Phillips #3, 2 in. Power Bit	78-0206	78-0206-25

Square Bits

Description	Part No. (Carded)	Part No. (Bulk)
Square #1, 1 in. Insert Bit	78-0219	78-0219-25
Square #1, 2 in. Power Bit	78-0220	78-0220-25
Square #2, 1 in. Insert Bit	78-0221	78-0221-25
Square #2, 2 in. Power Bit	78-0222	78-0222-25
Square #2, 6 in. Power Bit	78-0223	—
Square #3, 1 in. Insert Bit	78-0224	78-0224-25
Square #3, 2 in. Power Bit	78-0225	78-0225-25

INSULATED TOOLS

- Double insulated, 1,000V certified
- Meets ASTM F1505-01 and IEC 60 900 standards
- Complies with OSHA 1910.335 regulations and NFPA 70E standards
- UL and VDE classified and certified (Pliers and Wire Strippers)
- Serrated jaws provide secure gripping surface
- Cutting jaws and edges laser hardened for greater strength and durability
- High carbon tool steel for precision durability
- Non-slip guard for added safety
- High visibility ergonomic handles for maximum comfort and control
- Textured handles provide a sure grip and are resistant to perspiration, water, oil and chemicals

Serrated jaws provide secure gripping surface

High carbon tool steel for precision durability

Cutting jaws and edges are laser hardened for greater strength and durability

Non-slip guard for added safety

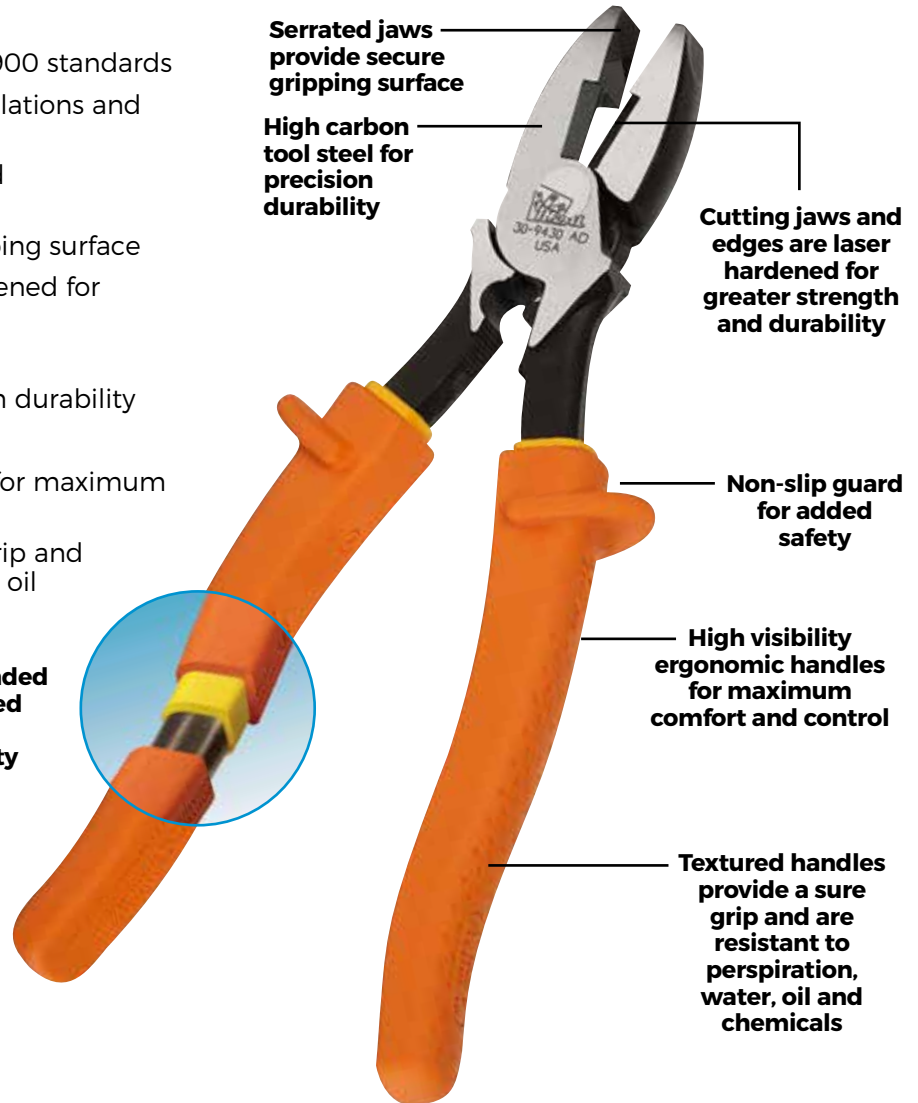
High visibility ergonomic handles for maximum comfort and control

Textured handles provide a sure grip and are resistant to perspiration, water, oil and chemicals

Permanently bonded double insulated handles for added safety



Pliers & Wire Stripper only



Our insulated pliers and wire stripper are the first to have successfully passed UL classification requirements. Recognized as the undisputed leader in product safety and certification, UL has developed rigorous safety standards for 1000V insulated tools. In order to carry the UL classified mark, tools must be tested by UL to met these standards.



Warning


Whenever possible, always de-energize lines and equipment prior to working on or around them. 1000V insulated tools are designed only to reduce the chance of injury where the tool may make contact with an energized source. Work around energized circuits should only be done when absolutely necessary and only by qualified technicians. Property damage, personal injury or death may result if the following warnings are not heeded:

- Do not use any insulated tool if the insulation cracks, breaks or becomes damaged in any way. Destroy all dual-layer tools if the inner yellow layer shows through the orange outer layer.
- Do not touch the uninsulated portion of an insulated tool or any conductive object when either might contact an energized source.
- Tools must be kept clean and dry for proper insulating properties.
- Always inspect insulated tools before use.
- Use additional protection by wearing protective clothing and approved eye protection.
- Always use tools that are specifically designed for the task.
- These tools meet UL 22PP, ASTM F1505-01 and IEC 60 900 standards for insulated tools.
- Always follow OSHA 1910 S and NFPA 70E safety requirements when doing electrical work.

INSULATED SCREWDRIVERS & NUT DRIVERS

IDEAL insulated screwdrivers and nutdrivers are VDE certified to 1000V AC. Each one is designed to meet ASTM F1505-01, EN, DIN and IEC 60 900 test standards.

- Tempered blades are finished with black oxide and super hardened for maximum quality
- Precision ground tips provide secure fit for less spin-out
- Meets OSHA requirements for insulated tools (29 CFR 1910)



Precision-ground tips provide secure fit for less spin-out

Molded-on insulation provides permanent bonding

Tempered chrome vanadium tool steel blades are super hardened for maximum quality

Cutting Jaws

Induction hardened cutting edges for precise cuts and long life.



Impact-Resistant

Designed for the most rugged job site conditions.



Safety Finger Guard

Reduces chance of accidental contact with exposed metal tool parts.



9-Piece Insulated Tool Kit



Description	Part No.
9-Piece Insulated Tool Kit (Case Included)	35-9108
Kit Includes:	
9-1/4 in. Insulated Linesman Pliers	30-9430
8 in. Insulated Diagonal Cutting Pliers w/angled head	35-9029
8-1/2 in. Insulated Long-Nose Pliers	35-9038
Insulated T [®] -Stripper Wire Stripper	45-9120
Slotted 7/32 in. x 5 in. Insulated Screwdriver	35-9147
Slotted 1/4 in. x 4 in. Insulated Screwdriver	35-9150
Slotted 1/4 in. x 6 in. Insulated Screwdriver	35-9151
Phillips #1 x 3-3/16 in. Insulated Screwdriver	35-9193
Phillips #2 x 4 in. Insulated Screwdriver	35-9194

Basic Insulated Tool Kit



Description	Part No.
Basic Insulated Tool Kit (Case Included)	35-9100
Kit Includes:	
9-1/4 in. Insulated Linesman Pliers	30-9430
Safe-T-Grip [®] Fuse Puller, Medium	34-002
8 in. Insulated Diagonal Cutting Pliers w/angled head	35-9029
8-1/2 in. Insulated Long-Nose Pliers	35-9038
9-1/2 in. Insulated Cable Cutter	35-9052
Slotted 1/4 in. x 4 in. Insulated Screwdriver	35-9150
Slotted 1/4 in. x 6 in. Insulated Screwdriver	35-9151
Phillips #2 x 4 in. Insulated Screwdriver	35-9194
Safety Lockout Padlock, Red	44-916
Circuit Breaker Lockout	44-956
Circuit Breaker Lockout	44-957
Insulated T [®] -Stripper Wire Stripper	45-9120

Standard Insulated Tool Kit




Description	Part No.
Standard Insulated Tool Kit (Case Included)	35-9101
Kit Includes:	
9-1/4 in. Insulated Linesman Pliers	30-9430
Safe-T-Grip [®] Fuse Puller, Medium	34-002
8 in. Insulated Diagonal Cutting Pliers w/angled head	35-9029
8-1/2 in. Insulated Long-Nose Pliers	35-9038
9-1/2 in. Insulated Cable Cutter	35-9052
Slotted 1/4 in. x 4 in. Insulated Screwdriver	35-9150
Slotted 1/4 in. x 6 in. Insulated Screwdriver	35-9151
Slotted 5/16 in. x 7 in. Insulated Screwdriver	35-9166
Slotted 3/8 in. x 8 in. Insulated Screwdriver	35-9168
Phillips #1 x 3-3/16 in. Insulated Screwdriver	35-9193
Insulated Skinning Knife	35-9340
10 in. Insulated Tongue & Groove Pliers	35-9420
Safety Lockout Padlock, Red	44-916
Circuit Breaker Lockout	44-956
Circuit Breaker Lockout	44-957
Insulated T [®] -Stripper Wire Stripper	45-9120
VoltSensor [™] Non-Contact Voltage Tester	61-063

Journeyman Insulated Tool Kit



Description	Part No.
Journeyman Insulated Tool Kit (Case Included)	35-9102
Kit Includes:	
9-3/4 in. Insulated Multi-Crimp Tool	30-9429
9-1/4 in. Insulated Linesman Pliers	30-9430
Safe-T-Grip® Fuse Puller, Medium	34-002
8 in. Insulated Diagonal Cutting Pliers w/angled head	35-9029
8-1/2 in. Insulated Long-Nose Pliers	35-9038
9-1/2 in. Insulated Cable Cutter	35-9052
Slotted 1/4 in. x 4 in. Insulated Screwdriver	35-9150
Slotted 1/4 in. x 6 in. Insulated Screwdriver	35-9151
Slotted 5/16 in. x 7 in. Insulated Screwdriver	35-9166
Slotted 3/8 in. x 8 in. Insulated Screwdriver	35-9168
Phillips #1 x 3-3/16 in. Insulated Screwdriver	35-9193
Phillips #2 x 4 in. Insulated Screwdriver	35-9194
Phillips #3 x 6 in. Insulated Screwdriver	35-9196
3/16 in. x 5 in. Insulated Nut Driver	35-9290
1/4 in. x 5 in. Insulated Nut Driver	35-9291
5/16 in. x 5 in. Insulated Nut Driver	35-9292
3/8 in. x 5 in. Insulated Nut Driver	35-9294
7/16 in. x 5 in. Insulated Nut Driver	35-9295
1/2 in. x 5 in. Insulated Nut Driver	35-9296
Insulated Skinning Knife	35-9340
10 in. Insulated Tongue & Groove Pliers	35-9430
Safety Lockout Padlock, Red	44-916
Circuit Breaker Lockout	44-956
Circuit Breaker Lockout	44-957
Insulated T®-Stripper Wire Stripper	45-9120
VoltSensor™ Non-Contact Voltage Tester	61-063

9-Piece Insulated Screwdriver Set




Description	Part No.
9-Piece Insulated Screwdriver Set (Case included)	35-9103
Set Includes:	
Slotted 7/32 in. x 5 in. Insulated Screwdriver	35-9147
Slotted 1/4 in. x 4 in. Insulated Screwdriver	35-9150
Slotted 1/4 in. x 6 in. Insulated Screwdriver	35-9151
Slotted 5/16 in. x 7 in. Insulated Screwdriver	35-9166
Slotted 3/8 in. x 8 in. Insulated Screwdriver	35-9168
Phillips #1 x 3-3/16 in. Insulated Screwdriver	35-9193
Phillips #2 x 4 in. Insulated Screwdriver	35-9194
Phillips #3 x 6 in. Insulated Screwdriver	35-9196
Square #0 x 4 in. Insulated Screwdriver	35-9690

2-Piece Insulated Screwdriver Set



Description	Part No.
2-Piece Insulated Screwdriver Set	35-9305
Set Includes:	
Slotted 1/4 in. x 4 in. Insulated Screwdriver	35-9150
Phillips #2 x 4 in. Insulated Screwdriver	35-9194

7-Piece Insulated Nut Driver Set



Description	Part No.
7-Piece Insulated Nut Driver Set (Case included)	35-9104
Set Includes:	
3/16 in. x 5 in. Insulated Nut Driver	35-9290
1/4 in. x 5 in. Insulated Nut Driver	35-9291
5/16 in. x 5 in. Insulated Nut Driver	35-9292
3/8 in. x 5 in. Insulated Nut Driver	35-9294
7/16 in. x 5 in. Insulated Nut Driver	35-9295
1/2 in. x 5 in. Insulated Nut Driver	35-9296
9/16 in. x 5 in. Insulated Nut Driver	35-9297

Insulated Tool Kit Cases



Description	Part No.
Soft Zipper Case for Basic Kit (35-9100 & 35-9108)	35-9350
Soft Zipper Case for Standard Kit (35-9101)	35-9351
Soft Zipper Case for Journeyman Kit (35-9102)	35-9352

Insulated Screwdrivers



Description	Blade Length	Part No.
7/32 in. Slotted Insulated Screwdriver	5 in.	35-9147
3/32 in. Slotted Insulated Screwdriver	3 in.	35-9148
1/8 in. Slotted Insulated Screwdriver	4 in.	35-9149
1/4 in. Slotted Insulated Screwdriver	4 in.	35-9150
1/4 in. Slotted Insulated Screwdriver	6 in.	35-9151
5/16 in. Slotted Insulated Screwdriver	7 in.	35-9166
3/8 in. Slotted Insulated Screwdriver	8 in.	35-9168
#0 Phillips Insulated Screwdriver	2-3/8 in.	35-9169
#1 Phillips Insulated Screwdriver	3-1/8 in.	35-9170
#3 Phillips Insulated Screwdriver	6 in.	35-9172
#1 Phillips Insulated Screwdriver	3-3/16 in.	35-9193
#2 Phillips Insulated Screwdriver	4 in.	35-9194
#3 Phillips Insulated Screwdriver	6 in.	35-9196
#0 Square Insulated Screwdriver	4 in.	35-9690
#1 Square Insulated Screwdriver	6 in.	35-9691
#2 Square Insulated Screwdriver	6 in.	35-9693
#3 Square Insulated Screwdriver	6 in.	35-9695

Insulated Nut Drivers



Description	Blade Length	Part No.
3/16 in. Insulated Nut Driver	5 in.	35-9290
1/4 in. Insulated Nut Driver		35-9291
5/16 in. Insulated Nut Driver		35-9292
11/32 in. Insulated Nut Driver		35-9293
3/8 in. Insulated Nut Driver		35-9294
7/16 in. Insulated Nut Driver		35-9295
1/2 in. Insulated Nut Driver		35-9296
9/16 in. Insulated Nut Driver		35-9297

Insulated Multi-Crimp Tool



Description	Part No.
9-3/4 in. Insulated Multi-Crimp Tool	30-9429

Insulated Cable Cutter



Description	Part No.
9-1/2 in. Insulated Cable Cutter	35-9052

Insulated Linesman Pliers



Description	Part No.
9-1/4 in. Insulated Linesman Pliers	30-9430

Insulated Tongue and Groove Pliers



Description	Part No.
10 in. Insulated Tongue and Groove Pliers	35-9420

Insulated Diagonal-Cutting Pliers



Description	Part No.
8 in. Insulated Diagonal Cutting Pliers w/angled head	35-9029

Insulated T[®]-5 Wire Stripper



Description	Part No.
Insulated T [®] -Stripper Wire Stripper	45-9120
10-18 AWG solid or 12-20 AWG stranded.	

Insulated Long-Nose Pliers



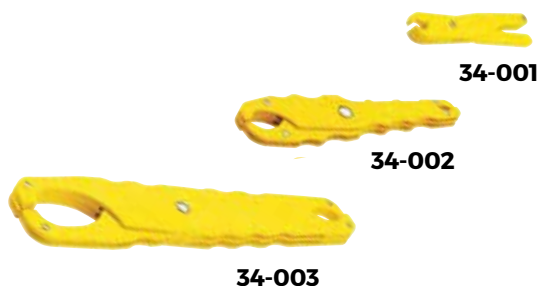
Description	Part No.
8-1/2 in. Insulated Long-Nose Pliers	35-9038

Insulated Skinning Knife



Description	Part No.
Insulated Electrician's Skinning Knife	35-9340

Safe-T-Grip® Fuse Pullers



- Maximum efficiency and convenience for removing or replacing cartridge-type fuses
- Three sizes handle fuses ranging from 0 to 600A
- Fully insulated, high-dielectric, glass-filled polypropylene construction
- Notched handles provide safe, no-slip grip
- Clearly marked amperage ranges
- Exceed MIL specifications

Description	Overall Length	Part No.
Small Puller for 250V, 9/32 in. to 1/2 in. dia. fuses	5 in.	34-001
Medium Puller for 0 to 100A/250V & 600V, 1/2 in. to 1 in. dia. fuses	7-1/2 in.	34-002
Large Puller for 31 to 600A/250V & 31 to 400A/600V, 3/4 in. to 2-1/2 in. dia. fuses	11-3/4 in.	34-003

Fuse Puller & Test Light



- Convenient pocket-sized tool safely pulls cartridge fuses and checks electrical connections
- Test prods fit parallel and tandem slot receptacles
- Built-in resistors limit current flow to eliminate false indication
- For 9/16 in. to 1 in. fuses, 100A/250V and 60A/600V
- Test capacity from 100V to 600V AC/DC

Description	Part No.
Fuse Puller & Test Light	34-012

Fuse Pullers



- Molded of tough, high-impact nylon for strength
- No-slip gripping surface and protective finger stops for added safety

Description	Overall Length	Part No.
Small Puller for 0 to 30A/250V, 1/4 in. to 1/2 in. dia. fuses	5 in.	34-015
Large Puller for 0 to 100A/250V & 0 to 60A/600V, 9/16 in. to 1 in. dia. fuses	7-1/4 in.	34-016

Fuse Puller Cross Reference

Fuse Size	Current	Voltage	IDEAL	Bussmann	Littlefuse
Ferrule Type	Amps	Volt a.c.			
1/4 x 1-1/4	1/500 to 30	250	34-015	FP-A3	97023
13/32 x 1-1/2	1/10 to 30	250	34-001, 34-015	FP-2	MFP
9/16 x 2	1/10 to 30	250	34-002, 34-012, 34-016	FP-2	LPFP
13/16 x 3	35 to 60	250	34-016, 34-003, 34-012	FP-2	LPFP
Knife Blade	Amps	Volt a.c.			
1 x 5-7/8	70 to 100	250	34-012, 34-002, 34-016	FP-3	LPFP
1-1/2 x 7-1/8	110 to 200	250	34-003	FP-3	LPFP
2 x 8-5/8	225 to 400	250	34-003	FP-4	GFP
2-1/2 x 10-3/8	450 to 600	250	34-003	FP-4	GFP
Ferrule Type	Amps	Volt a.c.			
13/32 x 1-1/2	1/10 to 30	600	34-001, 34-012, 34-016	FP-2	MFP
3/4 x 5	1/10 to 30	600	34-002	FP-2	MFP
1 x 5-1/2	35 to 60	600	34-012, 34-002, 34-016	FP-3	MFP
Knife Blade	Amps	Volt a.c.			
1-1/4 x 7-1/8	70 to 100	600	34-003	FP-3	LPFP
1-3/4 x 9-5/8	110 to 200	600	34-003	FP-4	LPFP
2-1/2 x 11-5/8	225 to 400	600	34-003	FP-4	LPFP
3 x 13-3/8	450 to 600	600	NONE	NONE	NONE

Please visit our website at idealind.com for more safety products from IDEAL!

- Insulated Tools
- Lockout/Tagout
- Fish Tapes
- Streetlight Kits
- Testers
- Safety Tapes & Signs

TOOL CARRIERS / POUCHES / BACKPACKS

Premium Leather Line

Top of the line tool carriers are handcrafted from top-grain cowhide and slow tanned in natural oils to enhance the leather's inherent strength. Each bag is hand waxed for lasting protection against stains and moisture and is warranted for life. Available in natural or black leather.

- Rust-resistant, plated-steel hardware and heavy, lock-stitched nylon thread for long-term durability



Standard Leather Line

Leather that stands up to the job like no other material, these tool carriers are constructed of top-grain, natural cowhide and tanned for added strength and durability. Color ages to a deep tan over the years.

- Rust-resistant, plated-steel hardware and heavy, lock-stitched nylon thread for long-term durability

Fabric Line

Durable, functional, portable line of fabric carriers provide the perfect tool storage.



Tuff-Tote® Ultimate Tool Carriers



- 8 in. square tool carrier features 2 divided inside compartments with 6 screwdriver loops, 1 large center compartment, 4 outside pockets and 8 outside tool loops for easy identification and access
- Oil and moisture-resistant reinforced bottom

Description	Part No.
Premium Leather Carrier w/shoulder strap	35-975
Premium Black Leather Carrier w/shoulder strap	35-975BLK
Standard Leather Carrier w/shoulder strap	35-325

Tuff-Tote® Tool Carrier

- Convenient 6 in. x 8 in. tool carrier with 4 center screwdriver slots, 2 interior compartments, 2 divided outside pockets and 4 outside tool loops
- Unique stand-alone design keeps tool standing upright for easy identification and access
- Oil and moisture-resistant reinforced bottom



Description	Part No.
Premium Leather Carrier w/shoulder strap	35-969

Ergo Tool Pouch

- Compact ergonomic design for versatility and superior comfort
- Large tool holding capacity
- Rust-resistant, plated-steel hardware and heavy, lock-stitched nylon thread for long-term durability



Description	Part No.
Standard Natural Leather Ergo Tool Pouch	35-312

Hip Holster Tool Pouch

- Compact, six-pocket holster
- Heavy-duty leather construction
- Riveted corners for long life
- Tape measure holder



Description	Part No.
Premium Hip Holster Tool Pouch	35-784BLK

Tuff-Tote® Tool Pouches



- 8-pocket, belt-mounted pouch features large Utility compartment with 2 dividers and 6 screwdriver loops, 7 outside pockets, release snaps and tape chain and removable shoulder strap
- Tunnel belt loop accommodates belts up to 2-1/4 in. wide

Description	Part No.
Premium Leather Pouch w/shoulder strap	35-950
Premium Black Pouch w/shoulder strap	35-950BLK
Standard Leather Pouch w/shoulder strap	35-311

Electrician's Tool Pouch

- Seven-pocket tool pouch
- Full length belt tunnel
- Chain tape lanyard



Description	Part No.
Standard Leather Electrician's Tool Pouch	10-466

Shoulder Straps



- Nickel-plated hardware for long-term durability and corrosion resistance
- 2-in. wide shoulder pad for added comfort

Description	Part No.
Premium Leather Strap	35-965
Standard Leather Strap	35-338
Premium Black Leather Strap	35-965BLK

Belts



- Nickel-plated hardware for long-term durability and corrosion resistance

Description	Part No.
Leather Belt - 2 in. x 48 in.	35-995
Leather Belt - 1-3/4 in. x 46 in.	35-316
Web Belt	10-398

Dual Compartment Tool Backpack



IDEAL® Dual Compartment Tool Backpack provides a solution for any tradesman needing to transport tools while still having their hands free. The versatile design includes two compartments that can open to a lay-flat position for flexible use on the floor, bench or hoist position.

Constructed from durable fabric with heavy-duty YKK® zippers that can survive the heavy loads of everyday use. The reinforced comfort back and lumbar padding, with airflow design, provides maximum comfort and includes adjustable padded shoulder and chest straps. The heavy-duty abrasion resistant reinforced base with four ABS foot pads are designed to protect your tools from the elements without discomfort to your lower back.

Features

- 26 interior pockets and 11 webbed loops
- Tall tool carrier on side panel for tools up to 18 in.
- Adjustable shoulder and chest straps
- Double slotted sleeve can accommodate fish tapes or extension cords
- Nickel plated tape measure clip
- Mesh water bottle carrier
- D-ring attachments for tethering
- Water-resistant pouch

Specifications

Construction Details	
Dimensions	13.5 in. L x 9.5 in. W x 18 in. H
Weight	5.62 lbs.
Main Material	Durable and Lightweight 1200D Ballistic Polyester
Front Double Slotted Sleeve Material	Durable 1680D Ballistic Polyester
Laptop Sleeve	Fleece lined, padded and compatible with 15" laptops
Airflow back and lumbar panel	Reinforced comfort padding
Four molded feet	Abrasion resistant
Ratings	50 lb. maximum hoist capability

Description	Part No.
Dual Compartment Tool Backpack	35-409

TOOLS & SUPPLIES



Dual Compartments unzip open for full access to all tools for flexibility in use on floor, bench or hoist position.

Adjustable shoulder and chest straps with 1 in. D-rings

Nickle-plated tape measure clip

Tall tool carrier for tools up to 18 in., such as hammers or wrenches



Mesh water bottle carrier

Reinforced base with four molded ABS foot pads to protect your tools and electronics from the elements

Interior

- 21-tiered pocket design to hold a wide selection of tools from screwdrivers, pliers and wrenches to meters
- Four angled slots to hold hex keys
- Water-resistant pouch can hold bits, small wrenches and as zipper access from both ends.
- 11 webbed tool holders to hold large long tools, marking pens or voltage testers

YKK® is a registered trademark of the YKK Corporation, No. 1, Kanada Izumi-Cho Chiyoda-Ku, Tokyo, Japan

Large Mouth Bags

- Top opens completely for easy access to large tools — reinforced to hold itself open
- Measures 9 in. wide x 12 in. deep with outside and inside pockets for convenient hand tool storage
- Rugged zipper closure helps prevent tool loss
- Removable shoulder strap
- Durable multi-ply construction



Description	Part No.
Large Mouth Bag - 13 in. long	35-410
Large Mouth Bag - 16 in. long	35-418
Large Mouth Bag - 18 in. long	35-427

Journeyman Electrician's Tote™ Tool Bag

- Compact and versatile design
- Carry as a hand-tote, shoulder-tote or tool-belt
- Includes removable shoulder strap and belt
- Durable multi-ply construction



Description	Part No.
Journeyman Electrician's Tote™ Tool Bag	35-462

Master Electrician's Tote™

- Spacious and durable design
- Organizes and displays tools for fast access
- Includes removable shoulder strap
- Durable multi-ply construction



Description	Part No.
Master Electrician's Tote™	35-441

Mechanic's Tool Bag

- Eight narrow inside pockets designed to hold small tools
- Two side pockets with closeable snaps for large tools or loose items
- Double inside liner and rigid bottom prevent bag distortion
- Durable nylon polyester construction



Description	Part No.
Mechanic's Tool Bag	35-535

Zipper Pouches

- Durable, water resistant material
- Heavy duty, self-repairing zippers



Description	Part No.
10-1/2 in. Zipper Pouch	35-402
12-1/2 in. Zipper Pouch	35-403

Divider Pouch™ Small Parts Bag

- Designed to provide perfect small parts storage — keeps parts separate and organized
- Six internally divided 5-in. deep pockets
- Convenient drawstring protects contents from spillage
- Convenient handle loop
- Sized to stack in 5-gallon buckets
- Durable nylon polyester construction



Note: Wire connectors sold separately.

Description	Part No.
Divider Pouch™ Small Parts Bag	35-655

Supplies Apron

- Two pockets for connectors and fasteners, each 8 in. x 15 in.
- Natural duck construction



Description	Part No.
Supplies Apron	35-474

Pocket Pal® Tool Holster

- Protects pocket from sharp tools
- Doubles tool carrying capacity
- Can be worn in pocket or on belt



Description	Part No.
Pocket Pal® Tool Holster	35-505

TOOL KITS

17-Piece Master Electrician's Kit w/Tool Carrier



Description	Part No.
17-Piece Master Electrician's Kit	35-809
Kit Includes:	
9-1/2 in. Linesman Plier w/New England nose and crimping die	30-3430
8-1/2 in. Long-Nose Pliers w/cutter	35-3038
9-1/2 in. Tongue & Groove Pliers	35-3420
9-1/2 in. Cable Cutter	35-3052
Kinetic™ Reflex™ T®-Stripper Wire Stripper	45-915
7-in-1 Twist-a-Nut™ Screwdriver	35-908
Phillips #1 x 3 in. Cushioned-Grip Screwdriver	35-193
Phillips #2 x 4 in. Cushioned-Grip Screwdriver	35-194
3/16 in. x 6 in. Cushioned-Grip Slotted Cabinet Tip Screwdriver	35-186
1/4 in. x 4 in. Cushioned-Grip Slotted round shank Screwdriver	35-164
3/16 in. x 6 in. Cushioned-Grip Screw holding Slotted Screwdriver	35-406
Hawkbill Knife	35-286
Electrician's Hammer	35-210
25' Auto-Lock Tape Measure	35-242
Torpedo Level	35-205
Vol-Con® Voltage/Continuity Tester	61-076
Tuff-Tote® Premium Leather Tool Carrier	35-975

16-Piece Master Electrician's Kit w/Pouch



Description	Part No.
16-Piece Master Electrician's Kit	35-800
Kit Includes:	
9-1/4 in. Linesman Plier w/fish tape puller	30-430
8 in. Diagonal-Cutting Pliers w/angled head	35-029
8-1/2 in. Long-Nose Plier	35-038
9-1/2 in. Cable Cutter	35-052
Twist-a-Nut™ Conduit Deburring Tool	35-083
1/4 in. x 4 in. Cushioned-Grip Slotted round shank Screwdriver	35-164
#2 x 4 in. Cushioned-Grip Phillips Screwdriver	35-194
Electrician's Hammer	35-210
25' Auto-Lock Tape Measure	35-242
Electrician's Knife	35-285
Standard Leather Pouch w/shoulder strap	35-311
10-1/2 in. Tongue and Groove Plier	35-430
7-in-1 Twist-a-Nut™ Screwdriver	35-908
T®-Stripper Wire Stripper	45-120
Vol-Con® Voltage/Continuity Tester	61-076
Replacement Battery	61-201

16-Piece Master Electrician's Kit w/Large Mouth Bag



Description	Part No.
16-Piece Master Electrician's Kit	35-808
Kit Includes:	
Combo Crimp/Strip Tool	30-428
Pocket Fuse Puller	34-002
9-1/2 in. Linesman Plier w/New England nose, crimping die and fish tape puller	30-430
8-1/2 in. Long-Nose Pliers w/cutter	35-038
9-1/2 in. Cable Cutter	35-052
1/4 in. x 4 in. Cushioned-Grip Slotted round shank Screwdriver	35-164
3/16 in. x 6 in. Cushioned-Grip Slotted Cabinet Tip Screwdriver	35-186
#1 x 3 in. Cushioned-Grip Phillips Screwdriver	35-193
#2 x 4 in. Cushioned-Grip Phillips Screwdriver	35-194
Electrician's Hammer	35-210
25' Auto-Lock Tape Measure	35-242
Ergonomic Hacksaw	35-261
Hawkbill Knife	35-286
10-1/2 in. Tongue and Groove Plier	35-430
Reflex™ T®-5 T®-Stripper Wire Stripper	45-415
18 in. Large Mouth Bag	35-427

13-Piece Journeyman Electrician's Kit w/Electrician's Tote



Description	Part No.
13-Piece Journeyman Electrician's Kit	35-790
Kit Includes:	
9-1/2 in. Linesman Plier w/New England nose and crimping die	30-3430
Fuse Puller, Medium	34-002
8-1/2 in. Long-Nose Pliers w/cutter	35-3038
1/4 in. x 4 in. Cushioned-Grip Slotted round shank Screwdriver	35-164
3/16 in. x 4 in. Cushioned-Grip Slotted Cabinet Tip Screwdriver	35-186
#1 x 3 in. Cushioned-Grip Phillips Screwdriver	35-193
#2 x 4 in. Cushioned-Grip Phillips Screwdriver	35-194
Torpedo Level	35-205
25' Auto-Lock Tape Measure	35-242
Hawkbill Knife	35-286
9-1/2 in. Tongue & Groove Plier	35-3420
Kinetic™ Reflex™ T®-Stripper Wire Stripper	45-915
Journeyman Electrician's Tote®	35-462

12-Piece Journeyman Electrician's Kit w/Tool Pouch



Description	Part No.
12-Piece Journeyman Electrician's Kit	35-5805
Kit Includes:	
Web Belt	10-398
Electrician's Leather Tool Pouch	10-466
9-1/2 in. Linesman Plier w/New England nose, crimping die and fish tape puller	30-430
8 in. Diagonal-Cutting Pliers	35-028
8-1/2 in. Long-Nose Plier	35-038
1/4 in. x 4 in. Cushioned-Grip Slotted round shank Screwdriver	35-164
3/16 in. x 4 in. Cushioned-Grip Slotted Cabinet Tip Screwdriver	35-184
#1 x 3 in. Cushioned-Grip Phillips Screwdriver	35-193
#2 x 4 in. Cushioned-Grip Phillips Screwdriver	35-194
25' Auto-Lock Tape Measure	35-242
8-1/2 in. Tongue & Groove Pliers	35-420
Premium T [®] -5 T [®] -Stripper Wire Stripper	45-120

6-Piece Electrician's Holster Kit



Description	Part No.
6-Piece Electrician's Holster Kit	35-794
Kit Includes:	
9-1/4 in. Linesman Plier w/fish tape puller	30-430
25' Auto-Lock Tape Measure	35-242
Utility Knife	35-300
Pocket Pal [®] Tool Holster	35-505
7-in-1 Twist-a-Nut [™] Screwdriver	35-908
T [®] -5 T [®] -Stripper Wire Stripper	45-120

5-Piece Electrician's Holster Kit



Description	Part No.
5-Piece Electrician's Holster Kit	35-5792
Kit Includes:	
9-1/4 in. Linesman Plier w/fish tape puller	30-430
3/16 in. x 6 in. Cushioned-Grip Slotted Cabinet Tip Screwdriver	35-186
#2 x 4 in. Cushioned-Grip Phillips Screwdriver	35-194
Pocket Pal [®] Tool Holster	35-505
Premium T [®] -5 T [®] -Stripper Wire Stripper	45-120

4-Piece Electrician's Holster Kit

Description	Part No.
4-Piece Electrician's Holster Kit	35-5799
Kit Includes:	
9-1/2 in. Linesman Plier w/New England nose and crimping die	30-430
Pocket Pal [®] Tool Holster	35-505
11-in-1 Screwdriver/Nutdriver	35-910
Premium T [®] -5 T [®] -Stripper Wire Stripper	45-120



CUTTING SUPPLIES

Understanding an industry takes years of dedication and focus. At IDEAL Electrical, we are committed to delivering high quality, innovative products to professional electricians. Our power tool accessories are specifically designed with the professional electrician in mind. Experience less down time on the work site and get a superior cost-per-cut advantage with IDEAL.

Carbide-Tipped Hole Cutters

Sheet Metal
Stainless Steel
Aluminum
Brass



Step Drills

Brass
Carbon Steel
Cast Iron
Stainless Steel



Drill Taps



NEW

Bi-Metal Hole Saws

Metal
Plastics
Wood



NEW

Multi-Purpose Hole Saws

Composite Enclosures
Ceiling Tile
Cement Board
Wood



Auger Bits

Wood



Wood Boring Bits

Wood



Reciprocating Blades

Metal Wood
Ceramic Tile Steel
Drywall
Fiberglass
General Purpose



Flexible Drill Bits

Steel
Wood



Drill Taps with SmoothStart™ Tip

NEW

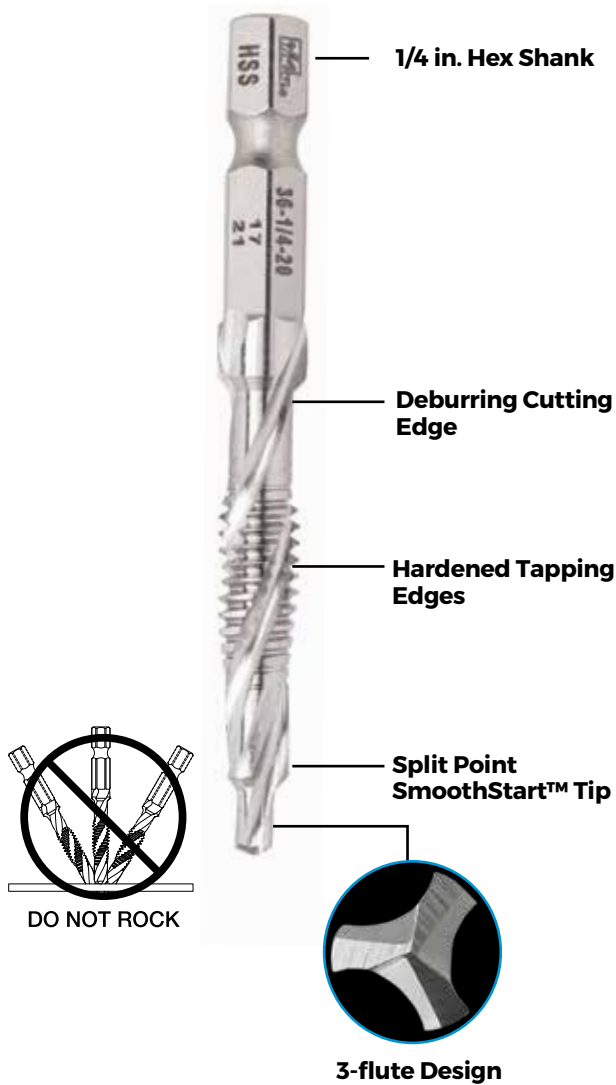
The IDEAL® line of combination drill taps combines the tasks of drilling, tapping and deburring all into one. Providing an economical way to save you valuable time on the project.

Constructed out of High Speed Steel (HSS) providing strength and durability, the bit has balanced hardened tapping edges with 1/4" hex shank that makes it compatible not only with cordless drills but also impact drivers.

Similar to the IDEAL® TKO™ Carbide Tipped Hole Cutters we have incorporated the SmoothStart™ tip which minimizes thread damage and extends the life of the bits.

While traditional drill taps have single or double flute design, IDEAL® Drill taps come with 3-flute design providing faster chip removal and minimizes binding while drilling. The deburring cutting edge provides a clean hole and prevents over drilling. Rated for drilling and tapping up to 10 gauge mild steel, aluminum, copper, brass and even plastic. When it comes to quality, performance and durability, IDEAL® is the professional's choice for drill tap needs.

TOOLS & SUPPLIES



36-6/32 36-8/32 36-10/24 36-10/32 36-12/24 36-1/4-20

Description	Part No.
6-32 NC Drill Tap/Bit	36-6/32
8-32 NC Drill Tap/Bit	36-8/32
10-24 NC Drill Tap/Bit	36-10/24
12-24 NC Drill Tap/Bit	36-12/24
1/4-20 NC Drill Tap/Bit	36-1/4-20

Hex key size is 3mm.



Description	Part No.
8-Piece Drill Bit Kit (Case included)	36-600
Kit Includes:	Part No.
6-32 NC Drill Tap/Bit	1 36-6/32
8-32 NC Drill Tap/Bit	2 36-8/32
10-24 NC Drill Tap/Bit	1 36-10/24
12-24 NC Drill Tap/Bit	1 36-12/24
1/4-20 NC Drill Tap/Bit	2 36-1/4-20

Carbide-Tipped Hole Cutters

TKO™ Hole Cutters offer the most efficient and clean cutter replacement for traditional knockouts, by making smooth holes in a fraction of the time at a fraction of the cost. Specifically designed to cut sheet metal, TKO cutters will even cut **stainless steel** with fine grained, carbide tips. The innovative design includes the exclusive SmoothStart™ replaceable pilot drill, which guides the cutter to the surface, avoiding cutter damage and providing smoother holes. An integral overdrill flange prevents cutter penetration beyond the sheet metal. When it comes to quality, performance and durability, IDEAL is the professional's choice for carbide tipped hole cutters.

Hole Size	Conduit & Pipe Size	Part No.
3/4 in. (19mm)	—	36-300
7/8 in. (22mm)	1/2 in. (22mm) - push button	36-301
1 in. (25mm)	—	36-302
1-1/8 in. (29mm)	3/4 in. (19mm)	36-303
1-1/4 in. (32mm)	—	36-304
1-3/8 in. (35mm)	1 in. (25mm)	36-305
1-7/32 in. (30mm)	1-7/32 in. (30mm) - push button	36-313
1-7/16 in. (37mm)	—	36-306
1-1/2 in. (38mm)	—	36-307
1-3/4 in. (44mm)	1-1/4 in. (32mm)	36-308
2 in. (51mm)	1-1/2 in. (38mm)	36-309
2-1/2 in. (64mm)	2 in. (50mm)	36-310
2-7/8 in. (73mm)	2-1/2 in. (64mm)	36-315
3-1/2 in. (89mm)	3 in. (76mm)	36-316
4 in. (102mm)	3-1/2 in. (89mm)	36-317
4-1/2 in. (114mm)	4 in. (102mm)	36-318

3/8 in. Shank on all hole cutters. Max. material thickness is 1/8 in.

SmoothStart™ Replacement Pilot Drill


- Guides cutter to surface providing smoother holes and cutter damage



Fits Hole Saws:	Diameter	Drill Depth	Overall Length	Part No.
3/4 in. to 3-1/2 in.	1/4 in. (6mm)	3/4 in. (19mm)	2 in. (51mm)	36-312
4 in. and 4-1/2 in.	5/16 in. (8mm)	3/4 in. (19mm)	2-3/8 in. (60mm)	36-369*

Drilling depth: 3/16 in. (5mm); Effective length: 1/2 in. (12mm)

*For use with 36-317 and 36-318.



IDEAL TKO™

Competitor

IDEAL provides smooth, precise holes (holes cut with 1-1/8 in. cutters)

4-Piece TKO™ Carbide-Tipped Hole Cutter Kit

Description	Part No.
4-Piece Carbide Hole Cutter Kit	36-311
Kit Includes:	Part No.
7/8 In. Hole Cutter	36-301
1-1/8 in. Hole Cutter	36-303
1-3/8 in. Hole Cutter	36-305
SmoothStart™ Pilot Bit	36-312

Convenient carrying case included. Hex key size is 3mm.


8-Piece TKO™ Carbide-Tipped Hole Cutter Master Electrician's Kit

Description	Part No.
8-Piece Carbide Hole Cutter Kit	36-314
Kit Includes:	Part No.
7/8 In. Hole Cutter	36-301
1-1/8 in. Hole Cutter	36-303
1-3/8 in. Hole Cutter	36-305
1-3/4 in. Hole Cutter	36-308
2 in. Hole Cutter	36-309
2-1/2 in. Hole Cutter	36-310
SmoothStart™ Pilot Bit	36-312

Convenient carrying case included. Hex key size is 3mm.



Carbide-Tipped Hole Cutters



DO NOT ROCK

**BEST
CHOICE FOR
LONGER LIFE**



Integrated arbor provides smooth, accurate holes

Integrated overdrill flange prevents penetration beyond the sheet metal

Carbide tips cut up to 1/8 in. thick steel and outperforms HSS cutters and bi-metal hole saws in sheet steel

Ejection spring effortlessly ejects slug

Exclusive SmoothStart™ pilot drill guides cutter

Low RPM recommended for longer life.

See how IDEAL TKO™ can save time...

Total time using the
IDEAL TKO™
30 Seconds



Chuck Cutter

00:10

Drill hole & store



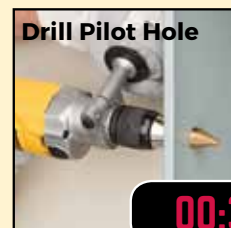
00:30

Total time using the
competitors' knockout tool
More than 6 Minutes



Chuck Step Drill

00:10



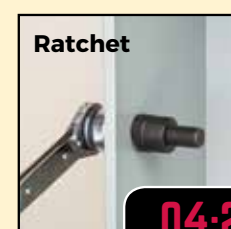
Drill Pilot Hole

00:30



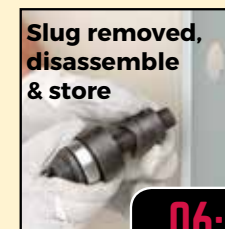
Assemble knockout punch & stud pull

02:00



Ratchet

04:20



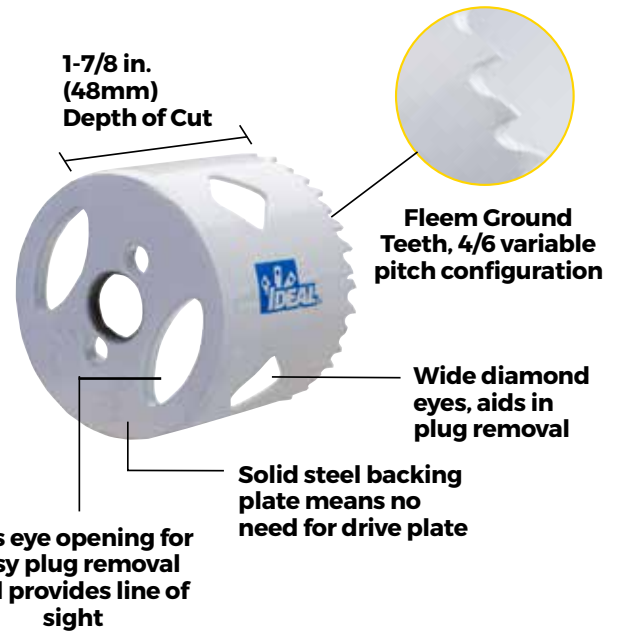
Slug removed, disassemble & store

06:20

Bi-Metal Hole Saws

NEW

- Constructed from M42 high speed steel with 8% premium cobalt content, resulting in high-strength, greater wear resistance and less prone to chipping
- Rigid solid steel back plate for clean true holes and longer tool life
- Unique fleem ground teeth design results in improved performance and efficient chip removal
- 4/6 variable pitch geometry cuts down on harmonic noise to minimize tooth strippage
- Featuring a 1-7/8 in. depth of cut, reducing cutting time with a single pass design
- Diamond sides provide quick plug removal, available on 7/8 in. to 6 in. hole saws
- Cats eye openings on solid back plate provide line of sight and aid in plug removal, available in 2 in. to 6 in. hole saws



Bi-Metal Hole Saw Diameter		Pipe Tap Size		Pipe Entrance Size		Part No.
Inches	MM	Inches	MM	Inches	MM	
Compatible with 1/4 in. Round Arbor 36-570, 3/8 in. Hex Arbor 36-571, 7/16 in. Hex Arbor 36-572.						
9/16	14					36-511
5/8	16					36-512
11/16	17					36-513
3/4	19	1/2	13	3/8	10	36-514
13/16	21					36-515
7/8	22	3/4	19	1/2	13	36-516
15/16	24					36-517
1	25					36-518
1-1/8	27	1	25	3/4	19	36-520
1-3/16	29					36-521
Compatible with 7/16 in. Hex Arbor 36-573, 3/8 in. Quick Change Arbor 36-574.						
1-1/4	32					36-522
1-5/16	33					36-523
1-3/8	35			1	25	36-524
1-7/16	37					36-525
1-1/2	38	1-1/4	32			36-526
1-9/16	40					36-527
1-5/8	41					36-528
1-11/16	43					36-529
1-3/4	44	1-1/2	38	1-1/4	32	36-530
1-13/16	46					36-531
1-7/8	48					36-532
2	51			1-1/2	38	36-533
2-1/16	52					36-534

Bi-Metal Hole Saw Diameter		Pipe Tap Size		Pipe Entrance Size		Part No.
Inches	MM	Inches	MM	Inches	MM	
2-1/8	54					36-535
2-1/4	57	2	51			36-536
2-5/16	59					36-537
2-3/8	60					36-538
2-1/2	64			2	51	36-539
2-9/16	65					36-540
2-5/8	67	2-1/2	64			36-541
2-3/4	70					36-542
2-7/8	73					36-543
3	73			2-1/2	64	36-544
3-1/8	79					36-545
3-1/4	83	3	76			36-546
3-3/8	86					36-547
3-1/2	89					36-548
3-5/8	92			3	76	36-549
3-3/4	95	3-1/2	89			36-550
3-7/8	98					36-551
4	102					36-552
4-1/8	104			3-1/2	89	36-553
4-1/4	108	4	102			36-554
4-3/8	111					36-555
4-1/2	114					36-556
4-3/4	121	4-1/2	114	4	102	36-557
5	127					36-558
5-1/2	140			5	127	36-559
5-3/4	146					36-560
6	152					36-561

Bi-Metal Hole Saw Kits



36-500
8-Piece Bi-Metal Hole Saw Kit



36-501
14-Piece Bi-Metal Hole Saw Kit



36-502
19-Piece Bi-Metal Hole Saw Kit

Part No.	Hole Saws Included in Kits																	
	Hole Saws (in.)														Hole Saw Arbors			
	3/4	7/8	1	1-1/8	1-3/8	1-1/2	1-3/4	2	2-1/4	2-1/2	3	3-5/8	4-1/8	4-1/2	36-573	36-570	36-572	36-577
	36-514	36-516	36-518	36-520	36-524	36-526	36-530	36-533	36-536	36-539	36-544	36-549	36-553	36-556				
36-500		•		•	•		•	•		•					•		•	
36-501		•		•	•		•	•		•	•	•	•	•	•	•	•	•
36-502*	•	•	•	•	•	•	•	•	•	•	•	•	•	•	•	•	•	•

*Includes two 3-1/4 in. x 1/4 in. Pilot Bits (36-576).

Bi-Metal Hole Saw Replacement Pilot Bits

36-576



36-575



With split point design, replacement pilot drill bits constructed out of high speed steel will start on initial contact for faster penetration and less walking for smooth, fast, cutting experience.

Description	Part No.
4-1/8 in. x 1/4 in. - Fits 36-570 Arbor	36-575
3-1/4 in. x 1/4 in. - Fits 36-571, 36-572, 36-573 and 36-574 Arbors	36-576

Bi-Metal Hole Saw Arbors



36-570

35-571

36-572

36-573

36-574

Durable, solid steel construction provides years of long life performance. Flat head set screw in body allows easy replacement of the pilot drill bit. Save valuable time through versatile design with the quick change arbor. Instantly change hole saws without tools and without having to remove the arbor from the chuck.

Description	Part No.
1/4 in. Round Arbor for 9/16 in. - 1-3/16 in.	36-570
3/8 in. Hex Arbor for 9/16 in. - 1-3/16 in.	36-571
7/16 in. Hex Arbor for 9/16 in. - 1-3/16 in.	36-572
7/16 in. Hex Arbor for 1-1/4 in. - 6 in.	36-573
3/8 in. Quick Change Arbor for 1-1/4 in. - 6 in.	36-574

Arbor Extensions



For boring jobs that require a longer reach, arbor extension adds up to 12 in. of usable length and can easily be connected to the IDEAL® line of Bi-metal Hole Saw Arbors.


Description	Part No.
12 in. Extension for 7/16 in. Arbors	36-577

Not for use with TKO™ Hole Cutters, Step Drills or Augers.

Multi-Purpose Hole Saw

- Massive carbide tips designed to cut wood with nails, cement board, composite enclosures, ceiling tile and more!
- Faster than self-feed bits in wood and carbide grit in abrasive materials

Hole Size (in.)	Application	Part No.
1-3/8		36-350
2-1/8	1-1/2" Pipe and lock installation	36-351
2-1/4	1-1/2" Pipe with couplings	36-352
2-9/16	2" Pipe	36-353
3	2" Pipe with couplings	36-354
3-3/8		36-355
3-5/8	3" Pipe	36-356
4		36-357
4-1/4	3" Pipe with couplings, 4" dryer vent	36-358
4-1/8		36-359
4-3/8	Capri®, Halo®, Marco, Mini Juno	36-360
4-5/8	4" pipe	36-361
5-3/8	Capri®, Juno®, Lightolier, Prescolite, Progress	36-362
6-1/4	6" Duct	36-363
6-3/8	Capri®, Halo®	36-364
6-5/8	Juno® and Progress	36-365
6-7/8	Capri®, Lightolier, Lithonia, Prescolite, Progress	36-366



NOTE: Great for adding holes to most pre-cast polymer concrete underground utility vaults.

TRI-BORE™

Spade & Carbide Pilot Bits for Tri-Bore™ Hole Saws

- Deep-cup design on Tri-Bore™ Hole Saws require the use of a longer pilot bit.



Description	Application	Part No.
Spade Bit	Wood boring	36-367*
Carbide Pilot	Abrasive material boring	36-368*

Adjustable Can Light Hole Saw

- Cuts drywall and ceiling tile
- Self-sharpening carbide-coated cutting blades
- Includes two dust shields to minimize clean up



Dust shield included.

Drill not included.

Description	Part No.
Adjustable Can Light Hole Saw – 10 sizes from 2-1/2 in. to 7 in. in increments of 3/8 in.	35-598
Adjustable Can Light Hole Saw – 13 sizes from 6-1/4 in. to 10-3/8 in. in increments of 3/8 in.	35-599

Screw Point Flexible Drill Bits, Type B

- Fast and aggressive, self-starting bit
- Ultra-sharp ground threads provide increased pulling power through obstructions
- Designed for easy to tough wood drilling



Description	Length	Shank (in.)	Part No.
3/8 in. Screw Point Flexible Bit	54 in.	3/16	90-082
1/2 in. Screw Point Flexible Bit			90-085
9/16 in. Screw Point Flexible Bit			90-088
3/4 in. Screw Point Flexible Bit		1/4	90-091

Serrated Combination Flexible Drill Bits, Type C

- Fast and aggressive, self-starting bit
- Ultra-sharp ground threads provide increased pulling power through obstructions
- Designed for easy to tough wood and light metal drilling



Description	Length	Shank (in.)	Part No.
1/4 in. Serrated Combination Flexible Bit	54 in.	3/16	90-063
3/8 in. Serrated Combination Flexible Bit			90-067
1/2 in. Serrated Combination Flexible Bit			90-070
9/16 in. Serrated Combination Flexible Bit			90-073

Power Spade Bits

- The most innovative and fastest spade bit
- Smooth and effortless drilling
- Max. operating speed 1500 RPM
- Available in a variety of sizes
- Offers less vibration than other bits



Description	Part No.
1/2 in.	36-413
5/8 in.	36-415
3/4 in.	36-417
7/8 in.	36-419
1 in.	36-421
1-1/8 in.	36-422
1-1/4 in.	36-423
4-Piece Kit with Pouch (5/8 in., 3/4 in., 7/8 in., 1 in.)	36-432

Installer Bits

- Hole in fluted head for pulling wires through walls, ceiling and floors
- Flutes designed for quick chip removal – no clogging or binding
- Premium quality, extra-hard 52-100 carbon bearing steel



Description	Length	Part No.
Installer Bit - 1/4 in.	18 in.	35-870
Installer Bit - 3/8 in.		35-871
Installer Bit - 1/2 in.		35-872

Flexible Bit Extensions

- Connect to chuck end of shaft to increase the length of the bit



Description	Length	Shank (in.)	Part No.
3/16 in. Flexible Bit Extension	36 in.	3/16	90-170
1/4 in. Flexible Bit Extension		1/4	90-173

Flexible Bit Placement Tool



Description	Part No.
Flexible Bit Placement Tool	90-176

Self Feed Wood Boring Bits

- Twin cutting edges for superior cutting speed and ultra clean holes
- Precision ground teeth provide clean and balanced cuts for maximum control with wider cutting surface
- Robust replaceable lead screw with burr-free threads that feed the bit through the wood at a consistent rate
- Precision machined shaft for bit concentricity to eliminate wobble and deliver a truer hole
- Black oxide coated, heat treated and hardened for added durability
- Quick-change shank for fast, secure change out

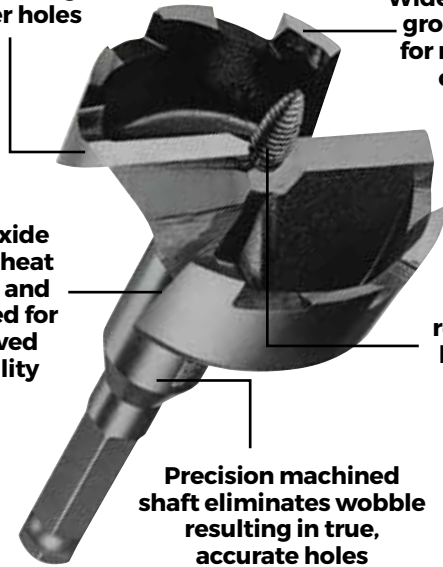
Twin cutting edges for faster, more balanced drilling and cleaner holes

Wider precision ground teeth for maximum control

Black oxide coated, heat treated and hardened for improved durability

Robust replaceable lead screw with burr-free threads

Precision machined shaft eliminates wobble resulting in true, accurate holes





Description	Diameter	Entrance Size for Pipe & EMT	Part No.
1 in. Self-Feed Wood Boring Bit	1 in.	1/2 in.	36-250
1-1/8 in. Self-Feed Wood Boring Bit	1-1/8 in.	—	36-251
1-1/4 in. Self-Feed Wood Boring Bit	1-1/4 in.	3/4 in.	36-252
1-3/8 in. Self-Feed Wood Boring Bit	1-3/8 in.	1 in.	36-253
1-1/2 in. Self-Feed Wood Boring Bit	1-1/2 in.	—	36-254
1-3/4 in. Self-Feed Wood Boring Bit	1-3/4 in.	1-1/4 in.	36-255
2 in. Self-Feed Wood Boring Bit	2 in.	1-1/2 in.	36-256
2-1/8 in. Self-Feed Wood Boring Bit	2-1/8 in.	—	36-257
2-1/4 in. Self-Feed Wood Boring Bit	2-1/4 in.	—	36-258
2-9/16 in. Self-Feed Wood Boring Bit	2-9/16 in.	2 in.	36-259
3 in. Self-Feed Wood Boring Bit	3 in.	2-1/2 in.	36-260
3-5/8 in. Self-Feed Wood Boring Bit	3-5/8 in.	3 in.	36-261
4-5/8 in. Self-Feed Wood Boring Bit	4-5/8 in.	4 in.	36-262



Replacement Lead Screws

- Keeps self-feed bits running fast and true
- Easily replaced with hex wrench providing extended drill life and optimum cost-per-hole value

Description	Qty.	Part No.
Small replacement lead screws, fits bit sizes: 1 in. - 2-9/16 in. 	3/pack	36-271
Small replacement lead screws, fits bit sizes: 3 in. - 4-5/8 in. 	3/pack	36-270

Extension Bars



- Fits into hard-to-reach areas
- Compatible with IDEAL® Auger Bits

Description	Part No.
5-1/2 in. Extension Bar (includes Allen wrench)	36-273
18 in. Extension Bar (includes Allen wrench)	35-819

Sharpening File



- Keeps durable bits working like new
- High-grade sharpener hones dulled edges quickly and efficiently

Description	Part No.
Sharpening File	36-272

6-Piece BULZ-EYE™ Self Feed Wood Boring Bit Kit

- For the professional needing to drill multiple hole sizes in any wood material




Description	Part No.
6-Piece BULZ-EYE™ Self-Feed Wood Boring Bit Kit	36-266
Kit Includes	Part No.
1 in. Bit	36-250
1-1/4 in. Bit	36-252
1-3/8 in. Bit	36-253
2 in. Bit	36-256
2-9/16 in. Bit	36-259
5-1/2 in. Extension Bar	36-273

Carrying case included.

9-Piece BULZ-EYE™ Self Feed Wood Boring Bit Kit

- For the professional needing to drill multiple hole sizes in any wood material



Description	Part No.
9-Piece BULZ-EYE™ Self-Feed Wood Boring Bit Kit	36-269
Kit Includes	Part No.
1 in. Bit	36-250
1-1/8 in. Bit	36-251
1-1/4 in. Bit	36-252
1-3/8 in. Bit	36-253
1-1/2 in. Bit	36-254
1-3/4 in. Bit	36-255
2-1/8 in. Bit	36-257
2-9/16 in. Bit	36-259
5-1/2 in. Extension Bar	36-273


Carrying case included.

Auger Bit Extension

- Dual locking screws
- Allen wrench included
- Compatible with Nailbiter™ and RESI-MASTER™ Ship Augers



Auger Bit Extensions, 18"; Six flats to fit drill chuck	Part No.
Auger Bit Extension for 5/16 in. shank	35-819



Step Drill Bits

Trust IDEAL step drill bits for precise, repetitive drilling through the toughest materials including brass, carbon steel, cast iron, stainless steel, and more. These tough and reliable tools are constructed with a rugged titanium nitride exterior coating. Each step is gradually blended to ease stepping through hole sizes; reducing the need to keep changing drill bits, which speeds up the fabrication process. Improved Split-Point tip design eliminates the need for a starter hole or punch and delivers three times faster starts, saving valuable time. The double-fluted design provides balanced cuts and cooler operation.



Drill Diameter Sizes (In.)	No. of Hole Sizes	Step Increments (In.)	Step Thickness (In.)	Shank Dia. (In.)	Part No.
1/8 to 1/2	13	1/32	1/8	5/16	35-511
1/4 to 3/4	9	1/16	1/8	3/8	35-512
1/4 to 7/8	11	1/16	1/16	3/8	35-513
1/2 to 1	8	1/16	1/8	3/8	35-514*
1/4 to 1-1/8	16	1/16	1/16	3/8	35-515
3/16 to 1/2	6	1/16	3/8	5/16	35-516
1/4 to 1-3/8	10	1/32	1/16 to 1/4	3/8	35-517

*Requires pilot holes.


Electrician's Step Bit Kit

- Durable blow-molded case securely holds and protects bits
- Kit Includes: 1/8 to 1/2 in. 35-511, 1/4 to 7/8 in. 35-513, 1/4 to 1-1/8 in. 35-515 and 1/4 to 1-3/8 in. 35-517 Step Bits
- Kit provides a solution for every electrical hole size between 1/8 in. and 1-3/8 in.



Description	Part No.
Electrician's Step Bit Kit	35-520

CUTS
1/4 IN. THICK
STEEL



TOOLS & SUPPLIES

Quick Change Step Bits



- Split-Point tip lasts longer and starts faster than competition
- High speed tool steel, double-tempered for superior tip life
- Double fluted and blended radius steps for smooth drilling
- 1/4" Quick change shank



Drill Diameter Sizes (In.)	No. of Hole Sizes	Step Increments (In.)	Step Thickness (In.)	Shank Dia. (In.)	Part No.
1/8 to 1/2	13	1/32	1/8	1/4	35-521
1/4 to 7/8	11	1/16	1/16		35-522
1/4 to 1-1/8	16				35-523
3-Piece Quick-Change Step Bit Kit (35-521, 35-522, 35-523)					35-524

7-1/2" Nailbiter™ Premium Ship Auger Bits



- Hardened, dual face with 30° rake angle design, a patent pending staggered cutting edge which enhances chip removal and provides a hardened cutting edge to break through nails.
- Non-stick, polished and coated flutes for enhanced chip removal
- Heavy-duty lead screw designed for quick gripping power, superior penetration and extra-long life
- Re-sharpenable for extended tool life
- 7/16 in. Shank

Power Ship Auger Size:	Hole Diameter	Overall Length	Twist Length	Part No.
5/8 in.	5/8 in.	7-1/2 in.	5 in.	35-810
11/16 in.	11/16 in.			35-811
3/4 in.	3/4 in.			35-812
13/16 in.	13/16 in.			35-813
7/8 in.	7/8 in.			35-814
1 in.	1 in.			35-815
1-1/8 in.	1-1/8 in.			35-816
1-1/4 in.	1-1/4 in.			35-817

18" Nailbiter™ Premium Ship Auger Bits



Power Ship Auger Size:	Hole Diameter	Overall Length	Twist Length	Part No.
1/2 in.	1/2 in.	18 in.	15 in.	35-820
5/8 in.	5/8 in.			35-821
11/16 in.	11/16 in.			35-822
3/4 in.	3/4 in.			35-823
13/16 in.	13/16 in.			35-824
7/8 in.	7/8 in.			35-825
15/16 in.	15/16 in.			35-826
1 in.	1 in.			35-827
1-1/8 in.	1-1/8 in.			35-828
1-1/4 in.	1-1/4 in.	35-829		

Mini™ Utility Bit Augers



- Designed to fit between wall studs when used with common drills
- Eliminates the need for expensive right angle drills

7-1/2" RESI-MASTER™ Heavy-Duty Ship Augers



- Reinforced cutting edge for added durability
- Secondary angle for fast cuts & efficient chip removal
- Hardened and tempered for extended tool life
- Quick-change shank design for fast bit changes
- 7/16 in. Shank

RESI-MASTER™ Auger Size	Hole Diameter	Overall Length	Twist Length	Part No.
5/8 in.	5/8 in.	7-1/2 in.	5 in.	35-892
11/16 in.	11/16 in.			35-730
3/4 in.	3/4 in.			35-893
13/16 in.	13/16 in.			35-731
7/8 in.	7/8 in.			35-896
15/16 in.	15/16 in.			35-897
1 in.	1 in.			35-898
1-1/8 in.	1-1/8 in.			35-899
1-1/4 in.	1-1/4 in.			35-732

18" RESI-MASTER™ Heavy-Duty Ship Augers



RESI-MASTER™ Auger Size	Hole Diameter	Overall Length	Twist Length	Part No.
1/2 in.	1/2 in.	18 in.	15 in.	35-726
5/8 in.	5/8 in.			35-971
11/16 in.	11/16 in.			35-727
3/4 in.	3/4 in.			35-972
13/16 in.	13/16 in.			35-728
7/8 in.	7/8 in.			35-976
15/16 in.	15/16 in.			35-977
1 in.	1 in.			35-978
1-1/8 in.	1-1/8 in.			35-979
1-1/4 in.	1-1/4 in.	35-729		

Bit Length = 4-3/4 in., Twist = 2-1/2 in., Shank = 5/16 in.	Hole Diameter	Part No.
5/8 in. Mini™ Auger	5/8 in.	35-862
3/4 in. Mini™ Auger	3/4 in.	35-864
7/8 in. Mini™ Auger	7/8 in.	35-866
1 in. Power Ship Auger	1 in.	35-868

Reciprocating Blades

- Bi-metal blades last up to ten times longer than carbon steel blades
- Flexible spring-back provides long blade life
- Super-hard, high speed steel teeth for a sharp, long-lasting cutting edge
- Shatterproof for tough applications
- Fits all reciprocating saws using 1/2 in. universal shank



L/W/TH (In.)	TPI	Material	Blade Back	Qty.	Application	Part No.
Metal Cutting						
6 x 3/4 x .035	14	Bi-metal	Straight	5	Pipe, structural steel, stainless steel: 3/32 in. - 1/4 in., Non-ferrous metal: 3/32 in. - 3/8 in.	36-059
4 x 3/4 x .035	18	Bi-metal	Straight	5	Structural steel, pipe, conduit, stainless steel: 1/16 in. - 3/16 in. thick, Non-ferrous metal: 1/16 in. - 5/16 in. thick	36-055
6 x 3/4 x .035	18	Bi-metal	Straight	5	Structural steel, pipe, conduit, stainless steel: 1/16 in. - 3/16 in. thick, Non-ferrous metal: 1/16 in. - 5/16 in. thick	36-057
8 x 3/4 x .035	18	Bi-metal	Straight	5	Structural steel, pipe, conduit, stainless steel: 1/16 in. - 3/16 in. thick, Non-ferrous metal: 1/16 in. - 5/16 in. thick	36-060
6 x 3/4 x .035	24	Bi-metal	Straight	5	All metal less than 1/8 in. thick: Tubing conduit, trim	36-058
Heavy-Duty Metal Cutting						
6 x 3/4 x .050	18	Bi-metal	Straight	2	Heavy-duty blade for cutting structural steel, pipe, conduit, stainless steel: 1/16 in. to 3/16 in. thick	36-085
8 x 3/4 x .050	10/14	Bi-metal	Straight	2	Heavy-duty blade for cutting structural steel, pipe, conduit, stainless steel: 1/8 in. to 1/2 in. thick	36-086
12 x 3/4 x .050	10/14	Bi-metal	Taper	5	Heavy-duty blade for cutting structural steel, pipe, conduit, stainless steel: 1/8 in. to 1/2 in. thick	36-087
Wood w/Nails						
6 x 3/4 x .050	6	Bi-metal	Taper	5	Fast cutting, roughing-in work, nail-embedded wood, remodeling	36-065
9 x 3/4 x .050	6	Bi-metal	Taper	5	Fast cutting, roughing-in work, nail-embedded wood, remodeling	36-066
12 x 3/4 x .050	6	Bi-metal	Taper	5	Fast cutting, roughing-in work, nail-embedded wood, remodeling	36-067
Demolition						
9 x 7/8 x .062	6	Bi-metal	Taper	2	Demolition work in nail-embedded wood, remodeling	36-095
9 x 7/8 x .062	10	Bi-metal	Taper	2	Demolition work in wood, metal, pipe and fire and rescue	36-096
General Purpose						
6 x 3/4 x .035	10	Bi-metal	Straight	5	Nail embedded wood, metal and non-ferrous metal composition materials & plastics 1/8 in. - 1/2 in.	36-075
Specialty Cutting						
8 x 3/4 x .050	Grit	Tung. Crit	Straight	2	Iron pipe, fiberglass, reinforced plastics, ceramic tile, stone, slate and brick.	36-090
3 x 5/16 x .035	18	Bi-metal	Scroll	5	Scroll cutting wood, cast aluminum and non-ferrous metals	36-054
Plaster/Drywall						
6 x 3/4 x .050	6	Bi-metal	Taper	2	For plaster, drywall, plaster board & lath. Bi-directional cutting	36-088

Long-Life Metal Cutting Reciprocating Blades



- Engineered to be the longest lasting, metal cutting blades available
- Long-life blades perform up to three times as many cuts as similar metal cutting blades
- 8% cobalt cutting edge for extreme durability
- Shatterproof bi-metal design
- Longer life for greater value

L/W/TH (In.)	TPI	Material	Blade Back	Qty.	Application	Part No.
6 x 3/4 x .035	18	Bi-metal	Straight	5	Long-Life blade for cutting structural steel, pipe, conduit, stainless steel, sheet metal: 1/6 in. - 3/16 in. thick	36-043
8 x 3/4 x .035	18			5	Long-Life blade for cutting structural steel, pipe, conduit, stainless steel, sheet metal: 1/6 in. - 3/16 in. thick	36-044
6 x 1 x .042	14			5	Long-Life blade for cutting rebar, barstock, angle iron and other heavy gauge metals: 1/8 in. and thicker	36-046
12 x 1 x .050	14			5	Long-Life blade for cutting rebar, barstock, angle iron and other heavy gauge metals: 1/8 in. and thicker	36-048

Portable Band Saw Blades

- Bi-metal construction
- Fit all standard portable band saw machines
- For pipe, tubing and solids
- Cut any machinable metal, including conduit, angle iron, structural, rebar and stainless steel tubing



L/W/TH (In.)	TPI	Qty.	Part No.
44-7/8 x 1/2 x .020	10	3	36-070
44-7/8 x 1/2 x .020	14	3	36-071
44-7/8 x 1/2 x .020	18	3	36-072
44-7/8 x 1/2 x .020	24	3	36-073

Application Guide

6 TPI	10 TPI	14 TPI	18 TPI	24 TPI	Carbide Grit
Fast			CUT SPEED		Slow
Rough			CUT QUALITY		Smooth
Demolition/nail embedded wood					
Wood/nail embedded wood					
Nail embedded wood/composites plastics/ non-ferrous metals					
		Metals over 1/8 in. thick/angle iron			
			Metal 18 AWG - 1/8 in. conduit/pipe/angle		
				Metal under 18 AWG trim/ tubing	
					Ceramic/abrasives/fiber- glass/metal

Select teeth per inch to allow at least three teeth to be in the cut at all times.

WIRE MANAGEMENT

Cable Ties

- Tools
- Identification Ties
- Plenum, Powr-Tie™, Multi-Purpose
- Miniature, Standard, Heavy Duty
- Mounting Pads
- Screw Mounting Bases

Supplies

- Grommets
- Bushings
- Spacer Shims
- Anchor Kits

Staples

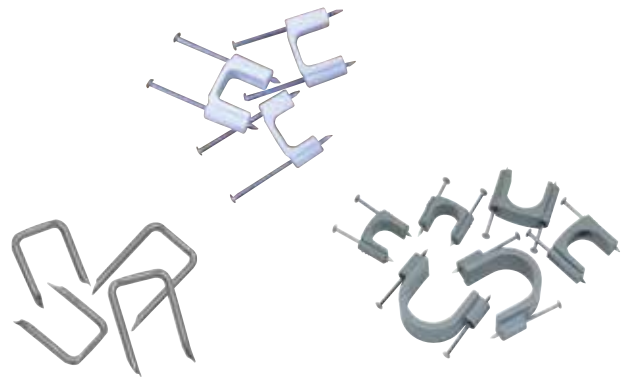
- Plastic Insulated
- Carbon Steel
- Cable Stacker

Wire Markers

- Booklets
- Cards
- Dispenser

Switches

- Toggle
- Rocker
- Lever/Pull Chain
- Push-Button
- Rotary
- Door
- Indicator Lights



Cable Tie Numbering System

IT - 2 - S - MH - C - 0

IT	2	S	MH	CC	O
IT = IDEAL Powr-Tie™ Cable Ties	Size	Tensile Strength	Style	Qty. Per Package	Color
	Approximate Bundle Diameter for ties	M = Miniature (18 lbs.) I = Intermediate (40 lbs.) S = Standard (50 lbs.) LH = Light-Heavy Duty (120 lbs.) H = Heavy Duty (175 lbs.) EH = Extra Heavy-Duty (250 lbs.)	— = Standard Tie MH = Mounting ID = Identification MB = Mounting Base LPMB = Low Profile Mounting Base MP = Mounting Pad CCL = Cable Clamp	L = 50 C = 100 D = 500 M = 1000	— = Natural 0 = UV Black 8 = Gray 30 = Heat Stabilized Black 35 = Burgundy 702 = Halar

Cable Tie Installation Tool

- Consistent, positive tension
- Flush cut-off leaves no projections to damage nearby wires or components
- Lightweight economy model for smaller jobs
- Heavy-duty model features rugged construction with comfortable, cushioned grips



41-990

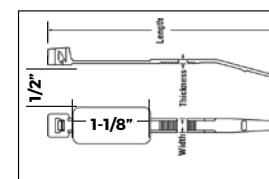
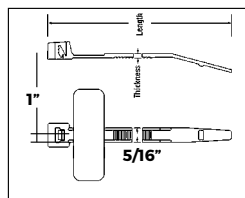


41-995

Description	Part No.
Economy - use w/standard & heavy-duty ties	41-990
Heavy-Duty - use w/standard & heavy-duty ties	41-995
Replacement Cutter Blade	L-9148
Replacement Cutter Bar	K-5405

Identification Ties

- Write-on surface
- Bundle and identify at the same time



Description	Length	Width	Thickness	Max. Bundle	Tensile Strength	Pad Size (H X L)	UL/CSA Type	Qty./ Bag	Part No.
Natural Nylon	4.0 in. 103mm	.094 in. 2.40mm	.044 in. 1.12mm	1/16 - 7/8 in.	18 lbs.	5/16 in. x 1 in.	21	100	ITMID-C
Natural Nylon	7.9 in. 201mm	.180 in. 4.58mm	.055 in. 1.40mm	1/16 - 1-7/8 in.	50 lbs.	1-1/8 in. x 1/2 in.		100	IT2SID-C



Clamps

- Use to secure wires, cables, pipes, tubing and fiber optics
- Use with #10 mounting screw



Description	Closed Diameter	Center to Center	Width	Thickness	Mounting Hole	Qty./Bag	Part No.
Natural Nylon	.125 in. 3.18mm	.343 in. 8.71mm	3/8 in.	.050 in. 1.27mm	.203 in. 5.16mm	100	IT125CCL-C
Natural Nylon	.250 in. 6.35mm	.421 in. 10.69mm	3/8 in.	.050 in. 1.27mm	.203 in. 5.16mm	100	IT250CCL-C
Black Nylon						100	IT250CCL-CO
Natural Nylon	.375 in. 9.52mm	.500 in. 12.70mm	1/2 in.	.060 in. 1.52mm	.203 in. 5.16mm	100	IT375CCL2-C
Black Nylon						100	IT375CCL2-CO
Natural Nylon	.500 in. 12.70mm	.553 in. 14.05mm	1/2 in.	.060 in. 1.52mm	.203 in. 5.16mm	100	IT500CCL2-C
Natural Nylon	.625 in. 15.88mm	.625 in. 15.88mm	1/2 in.	.060 in. 1.52mm	.203 in. 5.16mm	100	IT625CCL2-C
Natural Nylon	.750 in. 19.05mm	.699 in. 17.75mm	1/2 in.	.060 in. 1.52mm	.203 in. 5.16mm	100	IT750CCL2-C
Natural Nylon	1.000 in. 25.40mm	.825 in. 20.96mm	1/2 in.	.060 in. 1.52mm	.203 in. 5.16mm	100	IT1000CCL2-C

Plenum Cable Ties

- UL Listed nylon 6/6 cable ties are suitable for use in Air Handling Spaces (Plenum) in accordance with Section 300-22(C) & (D) of the National Electrical Code and Rules 12-010 (3), (4) and (5) and 12-020 of the Canadian Electrical Code, Part 1



PLENUM RATED
Suitable for Air-Space Handling

Standard Ties

Description	Length	Width	Thickness	Max. Bundle	Tensile Strength	Mil-Spec Reference	UL/CSA Type	Plenum Approval	Qty./Bag	Part No.		
Burgundy Nylon	7.5 in. 190mm	.180 in. 4.57mm	.053 in. 1.34mm	1/16 - 1-7/8 in.	50 lbs.	—	21S	AH-2	100	IT2S-C35		
Natural Nylon						MS3367-1-9			100	IT2S-C		
Natural Nylon						MS3367-1-0			1000	IT2S-M		
UV Black Nylon						MS3367-1-0			100	IT2S-C0		
UV Black Nylon						MS3367-1-0			1000	IT2S-M0		
Burgundy Nylon	11.2 in. 285mm	.180 in. 4.57mm	.053 in. 1.34mm	1/16 - 3-1/16 in.	50 lbs.	—			21S	AH-2	100	IT3S-C35
Natural Nylon						MS3367-7-9					100	IT3S-C
Natural Nylon						MS3367-7-0					500	IT3S-D
UV Black Nylon						MS3367-7-0					100	IT3S-C0
UV Black Nylon						MS3367-7-0					500	IT3S-D0
Natural Nylon	14.2 in. 361mm	.180 in. 4.57mm	.053 in. 1.34mm	1/16 - 4 in.	50 lbs.	MS3367-2-9	21S	AH-2			100	IT4S-C
Natural Nylon						MS3367-2-0					500	IT4S-D
UV Black Nylon						MS3367-2-0					100	IT4S-C0
UV Black Nylon						MS3367-2-0					500	IT4S-D0



Powr-Tie™ Cable Ties

Quality Construction

- One-piece design for added strength
- Superior locking mechanism
- Exceeds industry tensile strength ratings



Low Insertion Force

- Tapered thin tip reduces initial friction
- Lowest insertion force with high tensile strength
- Reduces installation fatigue



No Burrs or Sharp Edges

- Smooth corners provide added safety
- Rounded edges eliminate insulation damage



Stepped Tail Grip for easier grabbing and tightening once engaged

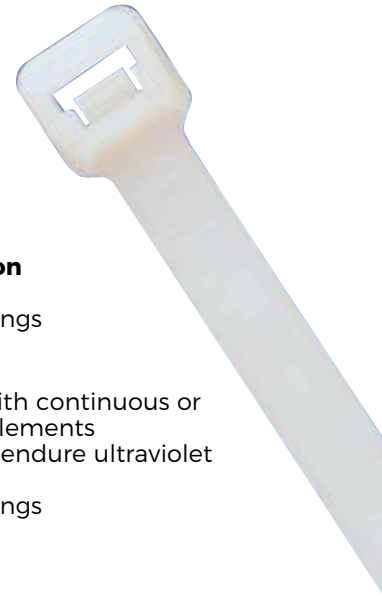


Angled Tail

- Provides quicker initial insertion
- Lowers installation costs

Material Selection

- **RoHS Compliant**
- **Natural General Purpose 6/6 Nylon**
 - Suitable for most applications
 - Meets UL 94V-2 flammability ratings
 - 85°C/185°F working temperature
- **UV Black Nylon 6/6**
 - Suitable for most applications with continuous or extended exposure to outdoor elements
 - Weather-resistant grade, able to endure ultraviolet (UV) light
 - Meets UL 94V-2 flammability ratings
 - 85°C/185°F working temperature



Miniature (18 lbs.) Natural & UV Black Cable Ties

Description	Length	Width	Thickness	Max. Bundle	Tensile Strength	Mil-Spec Reference	UL/CSA Type	Plenum Approval	Qty./ Bag	Part No.
Natural Nylon	4.1 in. 104mm	.095 in. 2.41mm	.042 in. 1.06mm	1/16 - 7/8 in.	18 lbs.	MS3367-4-9	21	AH-2	100	IT1M-C
Natural Nylon									1000	IT1M-M
UV Black Nylon						100			IT1M-CO	
Natural Nylon	6.1 in. 154mm	.095 in. 2.41mm	.042 in. 1.06mm	1/16 - 1-1/2 in.	18 lbs.	—			100	IT1_5M-C
UV Black Nylon									100	IT1_5M-CO
Natural Nylon	8.1 in. 207mm	.095 in. 2.41mm	.042 in. 1.06mm	1/16 - 2-3/16 in.	18 lbs.	—			100	IT2M-C
Natural Nylon									1000	IT2M-M
UV Black Nylon									100	IT2M-CO

AH-2 UL Listed for Air Handling Spaces



Intermediate (40 lbs.) Natural & UV Black Cable Ties

Description	Length	Width	Thickness	Max. Bundle	Tensile Strength	Mil-Spec Reference	UL/CSA Type	Plenum Approval	Qty./ Bag	Part No.
Natural Nylon	5.8 in. 148mm	.140 in. 3.55mm	.049 in. 1.24mm	1/16 - 1-7/16 in.	40 lbs.	MS3367-5-9	21	AH-2	100	IT1_5I-C
Natural Nylon									1000	IT1_5I-M
UV Black Nylon						100			IT1_5I-CO	
UV Black Nylon	1000	IT1_5I-MO								
Natural Nylon	8.8 in. 225mm	.140 in. 3.55mm	.049 in. 1.24mm	1/16 - 2-3/8 in.	40 lbs.	MS53367-5-9			100	IT2I-C
Natural Nylon									1000	IT2I-M
UV Black Nylon						100			IT2I-CO	
UV Black Nylon						1000			IT2I-MO	
Natural Nylon	10.9 in. 278mm	.140 in. 3.55mm	.049 in. 1.24mm	1/16 - 3-3/8 in.	40 lbs.	—			100	IT3I-C
UV Black Nylon							100	IT3I-CO		
Natural Nylon	14.2 in. 361mm	.140 in. 3.55mm	.049 in. 1.24mm	1/16 - 4 in.	40 lbs.	—	100	IT4I-C		
UV Black Nylon							100	IT4I-CO		

AH-2 UL Listed for Air Handling Spaces



Standard (50 lbs.) Natural & UV Black Cable Ties

Description	Length	Width	Thickness	Max. Bundle	Tensile Strength	Mil-Spec Reference	UL/CSA Type	Plenum Approval	Qty./ Bag	Part No.
Natural Nylon	7.5 in. 190mm	.180 in. 4.57mm	.053 in. 1.34mm	1/16 - 1-7/8 in.	50 lbs.	MS3367-1-9	21S	AH-2	100	IT2S-C
Natural Nylon						1000			IT2S-M	
UV Black Nylon						100			IT2S-C0	
UV Black Nylon						1000			IT2S-M0	
Natural Nylon	11.2 in. 285mm	.180 in. 4.57mm	.053 in. 1.34mm	1/16 - 3-1/16 in.	50 lbs.	MS3367-7-9			100	IT3S-C
Natural Nylon						500			IT3S-D	
UV Black Nylon						100			IT3S-C0	
UV Black Nylon						500			IT3S-D0	
Natural Nylon	14.2 in. 361mm	.180 in. 4.57mm	.053 in. 1.34mm	1/16 - 4 in.	50 lbs.	MS3367-2-9	100	IT4S-C		
Natural Nylon						500	IT4S-D			
UV Black Nylon						100	IT4S-C0			
UV Black Nylon						500	IT4S-D0			
Natural Nylon	17.0 in. 434mm	.180 in. 4.74mm	.053 in. 1.34mm	1/16 - 4-1/2 in.	50 lbs.	—	21	AH-1	100	IT5S-C
UV Black Nylon									100	IT5S-C0

UL Listed Nylon 6/6 cable ties are suitable for use in Air Handling Spaces (Plenum) in accordance with Section 300-22(C) & (D) of the National Electrical Code and Rules 12-010 (3), (4) & (5) and 12-020 of the Canadian Electrical Code, Part 1.



Light Heavy-Duty, Heavy-Duty and Extra Heavy-Duty Natural, UV Black Cable Ties

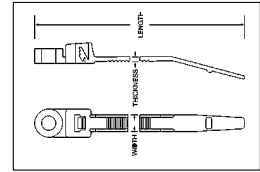
Description	Length	Width	Thickness	Max. Bundle	Tensile Strength	Mil-Spec Reference	UL/CSA Type	Plenum Approval	Qty./ Bag	Part No.
Natural Nylon	8.7 220.9mm	.300 in. 7.62mm	.076 in. 1.93mm	3/16-1/16 in.	120 lbs.	—	21S	AH-2	100	IT2LH-C
UV Black Nylon									100	IT2LH-C0
Natural Nylon	15.1 in. 383mm	.300 in. 7.62mm	.076 in. 1.93mm	3/16-4-1/16 in.	120 lbs.	MS3367-3-9			50	IT4LH-L
UV Black Nylon						MS3367-3-0			50	IT4LH-L0
Natural Nylon	18.2 in. 465mm	.300 in. 7.67mm	.083 in. 2.1mm	3/16-5 in.	120 lbs.	—			50	IT5LH-L
UV Black Nylon									50	IT5LH-L0
Natural Nylon	24.5 in. 622mm	.300 in. 7.67mm	.083 in. 2.1mm	3/16-7 in.	120 lbs.	—			50	IT7LH-L
UV Black Nylon									50	IT7LH-L0
Natural Nylon	25.5 in. 641mm	.340 in. 8.63mm	.090 in. 2.29mm	1-1/2-7-3/16 in.	175 lbs.	MS3367-10-9	50	IT7H-L		
UV Black Nylon						MS3367-10-0	50	IT7H-L0		
Natural Nylon	37.2 in. 946mm	.340 in. 8.63mm	.090 in. 2.29mm	1-1/2-11 in.	175 lbs.	MS3367-13-9	21	AH-2	50	IT11H-L
UV Black Nylon						MS3367-13-0			50	IT11H-L0
Natural Nylon	48.5 in. 1231mm	.340 in. 8.63mm	.090 in. 2.29mm	1-1/2-14-1/2 in.	175 lbs.	MS3367-16-9			50	IT14H-L
UV Black Nylon						MS3367-16-0			50	IT14H-L0
UV Black Nylon	21.7.7in. 552mm	.49 in. 12.5mm	.077 in. 1.96mm	1/2-5-3/4 in.	250 lbs.	—			100	IT6EH-C0

6EH UL only. AH-2 UL Listed for Air Handling Spaces.



Mounting Head, Natural & UV Black Cable Ties

- Secures and positions wire bundles, cables, hoses, etc. to panels or other surfaces with one fastener to reduce time and cost
- Allows bundling before and after mounting




Description	Length	Width	Thickness	Max. Bundle	Tensile Strength	Screw Size	UL/CSA Type	Plenum Approval	Qty./Bag	Part No.
Natural Nylon	6.0 in.	.138 in.	.045 in.	1/16 - 1-1/4 in.	40 lbs.	No. 8	11	AH-2	100	IT1_5IMH-C
UV Black Nylon	152mm	3.50mm	1.14mm						100	IT1_5IMH-CO
Natural Nylon	8.1 in. 206mm	.177 in. 4.49mm	.052 in. 1.32mm	1/16 - 1-3/4 in.	50 lbs.	No. 10			100	IT2SMH-C
Natural Nylon									1000	IT2SMH-M
UV Black Nylon									100	IT2SMH-CO
Natural Nylon	11.8 in.	.177 in.	.053 in.	1/16 - 3 in.	50 lbs.	No. 10			100	IT3SMH-C
UV Black Nylon	363mm	4.49mm	1.34mm						100	IT3SMH-CO
Natural Nylon	14.5 in.	.177 in.	.053 in.	1/16 - 4 in.	50 lbs.	No. 10			100	IT4SMH-C
Natural Nylon	15.7 in.	.248 in.	.075 in.	3/16 - 4-1/16 in.	120 lbs.	1/4 in.	21		100	IT4LHMH-C
UV Black Nylon	398mm	7.56mm	1.90mm						100	IT4LHMH-CO

UL Listed Nylon 6/6 cable ties are suitable for use in air handling spaces in accordance with Section 300-22(C) & (D) of the National Electrical Code.



Mounting Pads

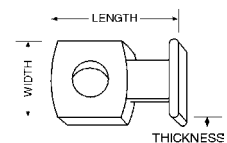
- Lead-N-Feature allows easy insertion for hard to reach applications
- Four-sided entry slots save time during placement orientation
- Smooth radius cradle eliminates possible damage to cable while providing stable support
- Low Profile is essential in confined spaces
- UL recognized, rubber adhesive fixing device



Description	Width	Height	Slot Height	Slot Width	Screw Size	UL/CSA Type	Qty./Bag	Part No.
Natural Nylon	.74 in.	.19 in.	.05 in.	.20 in.	No. 4	11	100	IT750MP-C
UV Black Nylon	19mm	4.8mm	1.2mm	5.1mm			100	IT750MP-CO
Natural Nylon	.99 in. 25mm	.20 in. 5.0mm	.06 in. 1.5mm	.20 in. 5.1mm	No. 6		100	IT1000MP-C
UV Black Nylon							100	IT1000MP-CO

Screw Mounting Bases – Low Profile

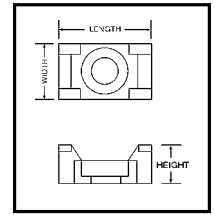
- Perfect for confined space, control panels or other areas where space is limited



Description	Length	Width	Height	Slot Height	Slot Width	Screw Size	Qty./Bag	Part No.
Low Profile Mount	.750 in. 19mm	.500 in. 12.70mm	.120 in. 3.04mm	.062 in. 1.57mm	.180 in. 4.57mm	No. 8	100	ITLPMB-C

Screw Mounting Bases – Standard

- Deep cradle design provides support for larger bundles and tubing
- Recessed screw hole allows cable ties to easily pass over screw head



Description	Length	Width	Height	Slot Height	Slot Width	Screw Size	UL/CSA Type	Plenum Approval	Qty./ Bag	Part No.
Natural Nylon	.60 in.	.380 in.	.270 in.	.062 in.	.200 in.	No. 6	21	AH-2	100	IT1SMB-C
UV Black Nylon	15mm	9.60mm	6.86mm	1.59mm	5.05mm				100	IT1SMB-C0
Natural Nylon	.90 in.	.630 in.	.380 in.	.125 in.	.350 in.	1/4 in.			100	IT2SMB-C
UV Black Nylon	22mm	16.00mm	9.65mm	3.18mm	8.89mm				100	IT2SMB-C0

Multi-Purpose Cable Ties

- General purpose cable tie for building and cable management
- UL recognized and Plenum rated



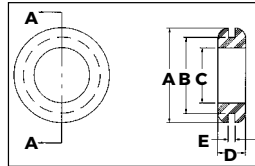
Size	Thickness x Width	Color	Tensile Strength (lbs.)	UL/CSA Type	Plenum Approval	Qty.	Part No.
Miniature	4 in.	.042 x .095	Natural	18	21	100	B-4-18-9-C
			UL Black			100	B-4-18-0-C
Intermediate	6 in.	.049 x .140	Natural	40		100	B-6-40-9-C
			Natural			1,000	B-6-40-9-M
			UV Black		100	B-6-40-0-C	
			UV Black		100	B-6-40-0-M	
Standard	8 in.	.053 x .180	Burgundy	50	21S	100	B-8-50-35-C
						100	B-11-50-35-C
	11 in.	.053 x .180	Burgundy	50		100	B-8-50-9-C
						1,000	B-8-50-9-M
						100	B-8-50-0-C
						1,000	B-8-50-0-M
						100	B-11-50-9-C
						500	B-11-50-9-D
						100	B-11-50-0-C
						500	B-11-50-0-D
	14 in.	.053 x .180	Burgundy	50		100	B-14-50-9-C
						500	B-14-50-9-D
100					B-14-50-0-C		
500					B-14-50-0-D		
100					B-14-120-9-C		
50					B-14-120-0-L		
50					B-24-175-9-L		
50					B-24-175-0-L		
Heavy-Duty	24 in.	.076 x .300	Natural	175	50	B-36-175-9-L	
					50	B-48-175-9-L	
					50	B-8-50MT-9-C	
					50	B-8-50MT-0-C	
Mounting Ties	8 in.	.052 x .177	Natural	50	21	100	B-8-50MT-9-C
						100	B-8-50MT-0-C
Mounting Pads	3/4 in. x 3/4 in.	.189 Max. Tie Width	Natural	9	11	100	BMP-750-9-C
						1 in. x 1 in.	.142 Max. Tie Width



Grommets



- Installs instantly! Flexible PVC grommets side slotted 1/16 in. for quick installation
- Snap into holes in electrical boxes, sheet metal, auto firewalls and more
- Prevents steel and other sharp edge chafing of wire insulation or cording
- Black, PVC, flexible, 60 durometer



Description	A	B	C	D	E	Qty.	Part No.
1/2" Grommets	55/64	.69	1/2	.25	1/16	25	774113
3/4" Grommets	15/64	1.0	3/4	.31	1/16	10	774136

Spacer Shims

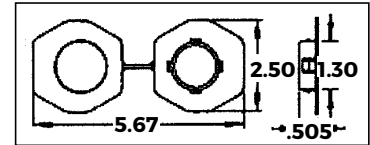


- Eliminates the need to cut plate screws for "GFCI" decorator devices when installing on tile, marble, etc.
- Supports loose outlets
- Prevents broken face plates
- Snaps over #6, #8, #10 screws

Description	Quantity	Part No.
Caterpillar	5	772453
Caterpillar	25	172451L
Caterpillar	500	772451

Universal Metal Stud Bushings

- Non-metallic stud bushing fits all hole configurations you are likely to encounter in pre-punched steel studs
- Long pulls of cable slide smoothly through the bushing, make a difficult job easier
- Protects wire without falling out of the hole



Description	Quantity	Part No.
Stud Bushing	25	772271

Flange-Type Plastic Anchor Kits

- Kit includes: Flange-type anchors, Slotted/Phillips head screws and masonry bit
- Convenient plastic storage container

Contents	Part No.
100 #6-8-10 x 7/8 in. Flange-type anchors (yellow), 100 #8 x 1 in. combo-combo-head, sheet-metal screws & 1-3/16 in. masonry bit (carbide-tipped)	90-051
100 #10-12 x 1 in. Flange-type anchors (red), 100 #10 x 1-1/4 in. combo-combo-head, sheet-metal screws & 1-1/4 in. masonry bit (carbide-tipped)	90-052
100 #10-12 x 1 in. Flange-type anchors (red), 100 #12 x 1 in. combo-combo-head, sheet-metal screws & 1-1/4 in. masonry bit (carbide-tipped)	90-053
40 #14-16 x 1-1/2 in. Flange-type anchors (white), 40 #14 x 1-1/2 in. combo-combo-head, sheet-metal screws & 1-5/4=16 in. masonry bit (carbide-tipped)	90-054

Plastic Insulated Staples

- Use with wider cable such as NM
- Plastic material is UV resistant
- Smooth plastic saddle prevents damage to cable
- Zinc-plated nails resist rust and corrosion



Description	Quantity	Part No.
1/2 in. Insulated Staple	50/Bag	BPS2-50
	100/Bag	BPS2-1
	225/Jar	BPS2-JRL
	400/Jar	BPS2B-JR
	500/Bag	BPS2-5
	5,000/Bucket	BPS2-5M
3/4 in. Insulated Staple	100/Bag	BPS3-1
	200/Jar	BPS3-JRL
	250/Bag	BPS3-2

Carbon Steel Staples

- Use with wider cable such as NM
- High-grade carbon steel construction
- Sharp-point legs drive straight without splitting wood
- Resist rust and corrosion



Description	Quantity	Part No.
1/2 in. x 1 in. Carbon Steel Staples	100/Box	BCS1-1
	500/Jar	BCS1-JR
	500/Box	BCS1-5
	5,000/Bucket	BCS1-5M
9/16 in. x 1-1/4 in. Carbon Steel Staples	100/Box	BCS2-1
	400/Jar	BCS2-JR
	500/Box	BCS2-5
	5,000/Bucket	BCS2-5M

Cable Stacker


- Perfect for centering multiple cables on 2 x 4 framing members in compliance with NEC 300.4.(2)
- Use with cable such as NM
- Plastic material is UV resistant



Description	Quantity	Part No.
Cable Stacker	15	BPSTCKR-15

Plastic Insulated Cable Stacker

- Use with wider cable such as NM
- Plastic material is UV resistant
- High-grade carbon steel construction
- Smooth plastic saddle prevents damage to cable
- Zinc-plated nails resist rust and corrosion



Description	Quantity	Part No.
1/2 in. 2 Cable Stacker	50/Bag	BPS2/2-50

Plastic Insulated Service Entrance Straps

- Use with service entrance cable and conduit
- Smooth plastic saddle prevents damage to cable
- Zinc-plated nails resist rust and corrosion



Description	Quantity	Part No.
#6 SER & 1/2 in. EMT Plastic Insulated Service Entrance Strap	50/Bag	BSER6-50
#6 & #8 SEU Plastic Insulated Service Entrance Strap		BSEU6-50
#2 SER & 3/4 in. EMT Plastic Insulated Service Entrance Strap	25/Bag	BSER2-25
#2 SEU Plastic Insulated Service Entrance Strap		BSEU2-25
4/0 SER Plastic Insulated Service Entrance Strap	5/Bag	BSER4/0-5
4/0 SEU Plastic Insulated Service Entrance Strap		BSEU4/0-5

Carbon Steel Service Entrance Staples

- Use with service entrance cable and conduit
- High-grade carbon steel construction
- Sharp-point legs drive straight without splitting wood
- Resist rust and corrosion



Description	Quantity	Part No.
1-5/16 in. x 3/4 in.	100/Box	BMSE150-1
1-1/2 in. x 1-1/6 in.		BMSE175-1

Wire Marker Booklets

- Convenient pocket-size booklets
- Plastic, cloth construction for long-lasting durability
- Resists abrasion, moisture, dirt and oil
- Perforated 1/4 in. x 1-1/2 in. markers can be separated into half-length sizes
- Non-smear black legend ensures high visibility
- Self-sticking on wire and cable
- For applications above or below ground
- Specifications: Temperature Range: -40°F to 180°F (-40°C to 82°C)
Adhesion: 45 oz./in. width ultimate



Legend Assortments	Quantity	Buchanan Part No.	IDEAL Part No.
0-9	45 Markers each	775101	44-101
A-Z, 0-15, +, -, /	10 Markers each	775102	44-102
1-45		775103	—
1-48		—	44-103
46-90		775104	44-104
1, 2, 3	150 Markers each	—	44-105
A, B, C		—	44-106
A-Z		—	44-148**
T1, T2, T3	150 Markers each	—	44-107
L1, L2, L3		—	44-108
1-15 16-90 A-Z	6 Markers each 4 Markers each 2 Markers each	—	44-109
1, 2, 3 A, B, C T1, T2, T3 L1, L2, L3	45 Markers each 45 Markers each 30 Markers each 30 Markers each	—	44-110
+, -, AC, DC POS, NEG, GND NEUT SPARE, BLANK	45 Markers each 33 Markers each 27 Markers each 21 Markers each	—	44-111*

Ten pages per booklet with each page bearing the legend assortment indicated. All booklets (except 44-111 & 45-148) contain 450 wire markers and 450 terminal markers.

*Booklet 44-111 includes 348 wire markers and 348 terminal markers.

**Booklet 44-148 contains 26 pages, one page of 45 markers per letter, 1170 total markers.

Wire Marker Dispenser

- Convenient pocket-size case holds ten wire marker rolls
- Dispenser tab holds tapes firmly in place — allows removal of proper tape length without waste
- Flip top for easy access and refill
- Built-in hook for hanging from belt or tool pouch
- High-quality adhesive and 3 mil. thickness provide long-lasting, low-profile application
- Each plastic reel holds Tyvek® tape
- Specifications: Temperature Range: -40°F to 180°F (-40°C to 82°C)
Adhesion: 45 oz./in. width ultimate



Description	Part No.
Dispenser with 0-9 legend rolls	42-301
Refill pack with one each of 0-9 legend rolls	42-399

Tyvek® is a registered trademark of E. I. du Pont de Nemours and Company.

Write-On Marker Cards

- Use for developing personal identification systems
- Cloth write-on surface
- Accepts most writing instruments



Marker Size	Quantity	Part No.
5/8 in. x 1-1/2 in.	14/card	44-753

Write-On Marker Booklets

- Use for developing personal identification systems
- Surface accepts pen, pencil or rubber stamp
- Specification: Adhesion — .25 oz./in. ultimate width



Marker Size* (In.)	Markers per page	Pages per book	Part No.
1 x 2-1/2	6	10	44-151
1 x 5	3	10	44-152

*Write-on area for 2-1/2 in. markers is 3/4 in. x 1 in. Write-on area for 5 in. markers is 1 in. x 1 in.

Marking Pen

- Fast-drying, permanent ink will not smear
- Use on write-on marker cards and write-on cable-tie marker plates



Description	Part No.
Marking Pen with black ink	41-697

Load Center

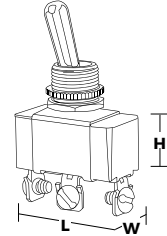
- Contains common household legends – bedroom, living room, dryer, water heater, security system, etc.



Description	Part No.
Load Center Wire Marker Booklet	44-154

Standard & Heavy-Duty Toggle Switches

- Great for power tool and motor control switch applications
- Rugged long-wearing solid brass/nickel-plated bushings
- 1/2 in. diameter mounting hole
- Dielectric Strength: 1500V
- Mechanical Life: 100,000 cycles
- Operating Temperature: 32°F to 185°F (0°C to 85°C)



Product	Description	Poles	Circuitry	Termination Style	No. of Terminals	Rating			Dimensions (L" x W" x H")	Part No.	
						Amps 125 VAC	Amps 277 Vac	HP 125-250 VAC			
	Toggle Switch with On-Off Faceplate	SPST	On-Off	Screw	2	20	10	3/4	1.13 x .57 x .61	774011	
				Spade						774008	
				O-Ring/Screw						774010	
				O-Ring/Screw						774093	
	Toggle Switch	SPDT	On-Off-On	Screw	3	20	10	3/4	1.13 x .57 x .61	774013	
				Spade						774027	
				(On)-Off-(On)						Screw	774009
	Heavy-Duty Toggle Switch	DPST	On-Off	Screw	4	20	10	1-1/2	1.30 x .76 x .80	774014	
				Spade						774005	
	Heavy-Duty Toggle Switch	DPDT	On-On	Screw	6	20	10	1-1/2	1.30 x .76 x .80	774015	
				Spade						774015BK†	
				On-Off-On						Screw	774016
				On-Off-On						Spade	774003
			(On)-Off-(On)	Screw						774000	

() denotes momentary action

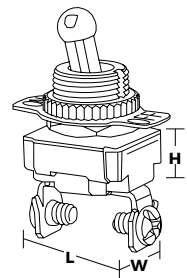
†Bulk Package of 100



Note: All spade terminals are 1/4" (.250).



Medium & Light-Duty Toggle Switches

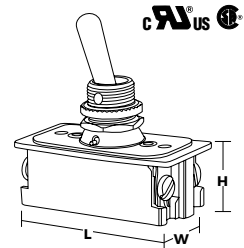
- Great for household appliances and equipment
- Wire leads are #18 AWG, 6 in. stripped wire
- 1/2 in. diameter mounting hole




Product	Description	Poles	Circuitry	Termination Style	No. of Terminals	Rating	Dimensions (L" x W" x H")	Part No.
	Bat Toggle with On-Off Faceplate	SPST	On-Off	Screw	2	6 Amps 120 VAC, 3 Amps 240 VAC	.69 x .55 x .34	774017
			On-Off	Wire Leads	2	4 Amps 250VAC/DC, 8 Amps 125VAC/DC, 10 Amps 125 VAC, 1/3 HP 125 VAC	.98 x .64 x .62	774018
	Short Ball Toggle Switch	SPST	On-Off	Wire Leads	2	6 Amps 125 VAC, 3 Amps 250 VAC	.89 x .47 x .55	774002

Extra Heavy-Duty AC/DC Toggle Switches


- The switch that can handle your heavy-duty requirements
- Quick-make/quick-break type switches are ideal for DC voltage applications
- Perfect for industrial motor control, with its sturdy metal construction and stiff actuation force, withstands the abuses of virtually any application



Product	Description	Poles	Circuitry	Termination Style	No. of Terminals	Rating			Dimensions (L" x W" x H")	Part No.
						Amps 125 VAC	Amps 227 VAC	HP 125-250 VAC		
	Heavy-Duty Toggle Switch	DPST	On-Off	Screw	4	16	8	1	1.75 x .84 x .76	774096
						20	10	1-1/2	2.09 x 1.00 x .90	774097

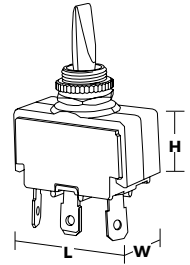
Toggle Switch Accessories

- Neoprene covers great for outdoor and other environmentally tough conditions
- Covers screw onto toggle switches to protect from moisture, dust and dirt

Product	Description	Mounting	Dimensions	Quantity	Part No.
	Toggle Switch Cover	15/32 - 32 NS-2B	.93 Height x .62 Base Dia.	2	774020

Double Insulated Plastic Toggle Switches

- Great for outdoor, marine/recreational equipment, automotive and weather resistant applications
- Double-insulated with an internal "O" ring design for moisture and dust resistance
- 1/2 in. diameter mounting hole

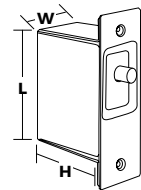



Product	Description	Poles	Circuitry	Termination Style	No. of Terminals	Rating			Dimensions (L" x W" x H")	Part No.
						Amps 125 VAC	Amps 250 VAC			
	Double Insulated, Plastic Toggle Switch	SPST	On-Off	Screw	2	20	10		1.37 x .76 x .94	774019



Door Switch

- Standard slide switch fits 9/16 in. x 7/8 in. opening
- Door switches are great for closets, turning the light on when the door is open and off when it is closed
- Door switch kit comes with metal box, cover plate and mounting hardware

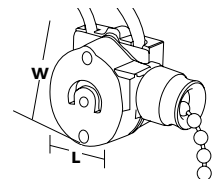





Product	Description	Color	Poles	Circuitry	Termination Style	Ratings	Dimensions (L" x W" x H")	Part No.
	AC/DC Door Switch Kit	White Button	SPST	Normally On-(Off)	Wire Leads	10 Amp 1/3 HP 125/250VAC	1.25 x 2.75 x 2.0	774026K

() Denotes momentary action

Lever & Pull Chain Switches

- Use for ceiling fixtures, lamps and fans
- Wire leads are #18 AWG, 6 in. stripped wire
- Push in connectors for #18 AWG wire
- 13/32 in. diameter mounting hole



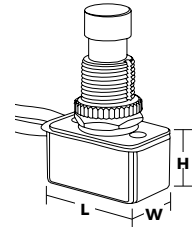
Product	Description	Pull-Chain Color	Poles	Circuitry	Termination Type	Circuit	Rating			Dimensions (L" x W" x H")	Part No.
							Amps 125 VAC	Amps 250 VAC	Amps 125 V		
	All-Angle Lever Switch*	Nickel	SPST	On-Off	Wire Leads	2 Pos - 2 Wire	6	3	—	1.50 x 1.28 x .50	774035
	Pull Chain	Nickel	SPST	On-Off	Wire Leads	2 Pos - 2 Wire	6	3	3	.92 x .88 x .67	774031
	Pull Chain	Brass	SPST	On-Off	Wire Leads	2 Pos - 2 Wire	6	3	3	.92 x .88 x .67	774032
	3-Speed Pull Chain	Brass	SPTT	Off-On(A)-On(B)-On(A+B)	Wire Leads	4 Pos - 3 Wire	6	3	—	.87 x 1.05 x .65	774037



() Denotes momentary action



Push-Button Switches

- Great for household appliances, lamps and motor controls
- Available in normally open, normally closed and standard On-Off circuitry
- Wire leads are #18 AWG, 6 in. stripped wire
- 1/2 in. diameter mounting hole



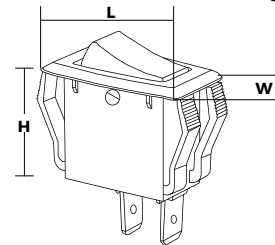
Product	Description	Actuator	Poles	Circuitry	Termination Style	No. of Terminals	Ratings	Dimensions (L" x W" x H")	Part No.
	Momentary Contact Push-Button Switch	Black Plastic	SPST NO	(On)-Off	Screw	2	6 Amp 120 VAC, 3 Amp 240 VAC	.88 x .54 x .35	774022
	Momentary Contact Push-Button Switch**	Nickel Plated	SPST NO	(On)-Off	Screw	2	15 Amp 125 VAC, 10 Amp 250 VAC	1.38 x .58 x .60	774085



() Denotes momentary action



Appliance Rocker Switches

- Great for home appliances, computer equipment, automotive and industrial controls
- Appliance Rockers fit standard .55 in. x 1.12 in. panel cut outs
- Plain and lighted versions available
- Operating temperature: 32°F to 185°F (0°C to 85°C)



Product	Description	Rocker	Poles	Circuitry	Termination Style	No. of Terminals	Ratings	Dimensions (L" x W" x H")	Part No.
	Appliance Rocker Switch	Black	SPST	On-Off	Spade	2	16 Amp 1/3 HP 125 VAC, 10 Amp 1/2 HP 250 VAC	1.24 x .68 x .77	774038
	Appliance Rocker Switch	Red Lighted	SPST	On-Off	Spade	3*	16 Amp 1/3 HP 125 VAC, 10 Amp 1/2 HP 250 VAC	1.24 x .68 x .77	774039

*3rd terminal to power lighted rocker

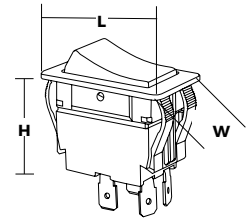





TOOLS & SUPPLIES

Full-Size Rocker Switches

- For commercial appliances, industrial controls, automotive and marine applications
- Moisture- and dust-resistant
- Suitable for low-voltage DC applications

- Recommended .830 in. x 1.450 in. mounting hole, .125 in. panel thickness
- Operating temperature: 32°F to 185°F (0°C to 85°C)



Product	Description	Poles	Circuitry	Termination Style	No. of Terminals	Rating			Dimensions (L" x W" x H")	Part No.
						Amps 125 VAC	Amps 227 VAC	HP 110-250 VAC		
	Black Rocker Switch	SPST	On-Off	Spade	2	20	15	2	1.70 x .97 x 1.09	774045
	Black Rocker Switch	DPDT	On-Off-On	Spade	6	20	15	2	1.70 x .97 x 1.09	774040BK†
	Red Lighted Rocker Switch***	DPST	On-Off	Spade	4	15	10*	3/4**	1.70 x .97 x 1.09	774056

*Amps 250 VAC **HP 125-250VAC †Bulk package of 25




Indicator Light Part No. System

Series	Voltage	Color	Mounting Diameter Lens Style	Terminators
77	5 - 14V	1 - Red	1 - 1/2 in. Raised	1 - 6 in. Wire Leads
	6 - 28V	2 - Green	2 - 1/2 in. Flush	2 - .187 in. Spade
	7 - 125V	3 - Amber	3 - 5/16 in. Flush	—

Flush Indicator Lights

- Nylon body with flush transparent polycarbonate lens and stainless steel bezel, 94V-2 flammability rating
- 6 in. wire leads, 1/2 in. mounting diameter
- Lamp voltage is AC/DC
- Operating Temperature: Nylon Body: 140°C
Polycarbonate lens: 135°C
Low Temperature: -40°

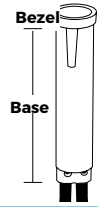



Product	Description	Lens Color	Lamp Voltage	Watts	Amp Rating	Average Life (hrs.)	Lamp Type	Termination Style	Height (Base" x Bezel")	Part No.
	Flush Indicator Light	Red	125V	1/3	2mA Max.	25,000	Neon	6" Wire Leads	.91 x .10	777121*
	Flush Indicator Light	Green	125V	1/3	2mA Max.	15,000	Neon	6" Wire Leads	.91 x .10	777221
	Flush Indicator Light	Amber	125V	1/3	2mA Max.	25,000	Neon	6" Wire Leads	.91 x .10	777321

*VDE Certified

Miniature Indicator Lights

- Nylon body with flush transparent polycarbonate lens
- 6 in. wire leads
- 5/16 in. mounting diameter
- Lamp voltage is AC/DC



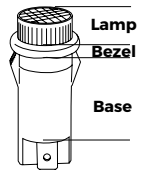
Product	Description	Lens Color	Lamp Voltage	Watts	Amp Rating	Average Life (hrs.)	Lamp Type	Termination Style	Height (Base" x Bezel")	Part No.
	Miniature Indicator Light	Red	125V	1/3	2mA Max.	25,000	Neon	6 in. Wire Leads	1.43 x .13	777131
		Green	125V	1/3	2mA Max.	15,000	Neon	6 in. Wire Leads	1.43 x .13	777231
		Amber	125V	1/3	2mA Max.	25,000	Neon	6 in. Wire Leads	1.43 x .13	777331
										777331BK†



†Bulk Package of 100



Raised Indicator Lights

- Nylon body with raised transparent polycarbonate lens and stainless steel bezel, 94V-2 flammability rating
- 1/2 in. mounting diameter
- Lamp voltage is AC/DC
- Indoor use
- Operating Temperature: Nylon Body: 140°C Low Temp -40°C
Polycarbonate lens: 135°C



Product	Description	Lens Color	Lamp Voltage	Watts	Amp Rating	Average Life (hrs.)	Lamp Type	Termination Style	Height (Base" x Bezel")	Part No.
	Raised Indicator Light	Red	14V	1.2	.08	50,000	Incandescent	6" Wire Leads	.91 x .10 x .20	775111*
		Red	28V	1.2	.04	25,000	Incandescent	6" Wire Leads	.91 x .10 x .20	776111*
		Green	28V	1.2	.04	25,000	Incandescent	6" Wire Leads	.91 x .10 x .20	776211*
		Amber	28V	1.2	.04	25,000	Incandescent	6" Wire Leads	.91 x .10 x .20	776311*
		Red	125V	1/3	2mA Max.	25,000	Neon	6" Wire Leads	.91 x .10 x .20	777111*
		Green	125V	1/3	2mA Max.	15,000	Neon	6" Wire Leads	.91 x .10 x .20	777211*
		Amber	125V	1/3	2mA Max.	25,000	Neon	6" Wire Leads	.91 x .10 x .20	777311*
		Red	250V	1/2	2mA Max.	25,000	Neon	6" Wire Leads	.91 x .10 x .20	778111*
		Green	250V	1/2	2mA Max.	15,000	Neon	6" Wire Leads	.91 x .10 x .20	778211*
	Raised Indicator Light	Red	125V	1/3	2mA Max.	25,000	Neon	.187" Spade	1.09 x .10 x .20	777112
										777112BK†
		Green	125V	1/3	2mA Max.	15,000	Neon	.187" Spade	1.09 x .10 x .20	777212
									777212BK†	

*VDE certified †Bulk Package of 100



HEAT SHRINK

- Easy to install underground splice kits to help save time and money
- Protects cable during storage with watertight seal provided by IDEAL End Caps



Thermo-Shrink® UF Splice Kits

- Direct burial rated, UV resistant
- 14/3 with and without ground through 8/3 without ground, UF cable range
- Stretcher kit repairs a 7 in. to 10 in. section damaged or destroyed by a trencher
- 600V Maximum, 105°C rating
- Meets the requirements of the 2002 NEC Code 110-14(b) and UL486D
- One wire per fitting



Description	Part No.
UF Splice Kit - 14-8 AWG, Tubing 1.1 in. x 8 in.	46-400
UF Stretcher Kit* - 14-8 AWG, Tubing 1.1 in. x 18 in.	46-410

*Stretcher kit connector is 11.5 in.

Thermo-Shrink® Al/Cu Splice Kits

- Direct burial rated, underground splice kits
- Heavy-wall heat shrink tubing with adhesive liner provides complete insulation and protection
- Connector can be used for aluminum and/or copper cable
- Meets the requirements of the 2005 NEC Code 110-14(B)
- 600V maximum, 105°C rating
- UV resistant



Description	Part No.
Underground Splice Kit - 8 to 4 AWG, Tubing 3/4 in. x 6 in.	46-401*
Underground Splice Kit - 4 AWG to 1/0, Tubing 1.1 in. x 8 in.	46-402
Underground Splice Kit - 1/0 to 250 KCMIL, Tubing 1-1/2 in. x 12 in.	46-403

Thermo-Shrink® Self-Sealing UF Splice Kit

- Fully waterproof, submersible and re-enterable to make future changes or repairs
- Meets the requirements of the 2002 NEC Code 110-14 (b) and UL486D
- Accommodates 14 to 10 AWG wire range
- 600V Maximum, 105°C rating



Description	Part No.
Self Sealing UF Splice Kit	46-411

Thermo-Shrink® Copper Butt Splice Kits

- UL Listed
- UV resistant
- Provides a fully-insulated butt splice
- 600V Maximum, 105°C rating
- Not rated for direct burial



Description	Part No.
Butt Splice Kit - Copper 14-8 AWG	46-404
Butt Splice Kit - Copper 8-2 AWG	46-405

Thermo-Shrink® Heat Shrink Kit



Description	Part No.
Thermo-Shrink® Heat Shrink Kit	46-007
Kit Includes:	Part No.
HEAT ELITE PRO™ Heat Gun	46-203
3/64 in. Heat Shrinkable Tubing (4 ft. disk)	46-600
1/16 in. Heat Shrinkable Tubing (4 ft. disk)	46-601
3/32 in. Heat Shrinkable Tubing (4 ft. disk)	46-602
1/8 in. Heat Shrinkable Tubing (4 ft. disk)	46-603
3/16 in. Heat Shrinkable Tubing (4 ft. disk)	46-604
1/4 in. Heat Shrinkable Tubing (4 ft. disk)	46-605
5/16 in. Heat Shrinkable Tubing (4 ft. disk)	46-606
3/8 in. Heat Shrinkable Tubing (4 ft. disk)	46-607
1/2 in. Heat Shrinkable Tubing (4 ft. disk)	46-608
3/4 in. Heat Shrinkable Tubing (4 ft. disk)	46-609
1 in. Heat Shrinkable Tubing (4 ft. disk)	46-610
Small Deflector, 1-1/4 in. diameter	46-941
Premium T®-Cutter Wire Cutter	45-123

Thermo-Shrink® Thin-Wall Heat Shrinkable Tubing

- Polyolefin material electrically insulates and protects in-line components, disconnect terminals and splices with its high strength and excellent resilience
- Use to bundle wires for very flexible light-duty harnesses
- Highly flame-retardant and flexible; resistant to common fluids and solvents
- Meets UL 224, CSA 22.2 125°C VW-1 600V; Material: No PBB's, PBBE's
- 2:1 shrink ratio; Minimum shrink temperature: 70°C; Operating temperature: -55°C to +125°C
- RoHS compliant
- UV resistant



Normal Size (in.)	Expanded I.D. (Min.)	Nominal Recovered I.D. (Max.)	Recovered Wall Thickness +/- 10%	Cable Range AWC*	Length (Pkg.)	Part No.
3/64	.047/1.2	0.024"/0.6mm	0.013"/0.33mm	22-18	4 ft. (Disk)	46-600
1/16	.063/1.6	0.031"/0.8mm	0.014"/0.36mm	16		46-601
3/32	.094/2.4	0.047"/1.2mm	0.017"/0.44mm	14-12		46-602
1/8	.126/3.2	0.063"/1.6mm	0.017"/0.44mm	24-20	6 in. (Bag)	46-310
					4 ft. (Disk)	46-603
3/16	.189/4.8	0.094"/2.4mm	0.020"/0.56mm	20-14	6 in. (Bag)	46-313
					4 ft. (Disk)	46-604
1/4	.251/6.4	0.126"/3.2mm	0.022"/0.56mm	14-8	6 in. (Bag)	46-316
					4 ft. (Disk)	46-605
					500 ft. (Spool)	46-318
5/16	.315/8.0	0.157"/4.0mm	0.022"/0.56mm	10-6	4 ft. (Disk)	46-606
3/8	.374/9.5	0.185"/4.7mm	0.022"/0.56mm	8-4	6 in. (Bag)	46-319
					4 ft. (Disk)	46-607
					200 ft. (Spool)	46-321
1/2	.5/12.7	0.252"/6.4mm	0.026"/0.65mm	4-1	6 in. (Bag)	46-322
					4 ft. (Disk)	46-608
					200 ft. (Spool)	46-324
3/4	.751/19.1	0.374"/9.5mm	0.027"/0.80mm	2-250 MCM	6 in. (Bag)	46-325
					4 ft. (Disk)	46-609
					200 ft. (Spool)	46-327
1	1/25.4	0.500"/12.7mm	0.031"/0.90mm	2/0-500 MCM	6 in. (Bag)	46-328
					4 ft. (Disk)	46-610
					100 ft. (Spool)	46-330

*Reference only - Consult the wire manufacturer's catalog for specific O.D. of wire and insulation.



Specifications

Property	Test Method	Typical Data
Tensile strength	ASTM D 638	14MPa
Elongation at break	ASTM D 638	600%
Elongation after aging at 175°C for 168 hours	UL 224	350%
Flammability	UL 224 VW-1	Pass
Heat shock (250°C/4 hours)	UL 224	No cracking
Cold bend test (-55°C/4 hours)		No cracking
Dielectric strength	ASTM D 150	20KV/mm
Volume resistance	ASTM D 876	1014Ωcm
Copper corrosion	UL 224	Pass
Chemical resistance		Pass
Longitudinal shrinkage		0±5%
Eccentricity		30%

Thermo-Shrink® Heavy-Wall Heat Shrinkable Tubing



- TS-46 irradiated cross-linked polyolefin with 3:1 standard shrink ratio
- Adhesive liner provides complete insulation and protection to electrical splices in above-grade, underground or underwater applications
- Maximum flame retardant
- Meets UL 486D, CSA C22.2 No. 198.2, ANSI C119.1, Western Underground Guides Nos. 2.4, 2.5, MIL-DTL-23053/15, IEEE 383 Vertical Flame Test, ANSI C37.20.2, ICEA S-19-8 and NEMA insulation thickness requirements
- Rated for 600V, 90°C continuous use

Model	Expanded I.D. (Min.) (In.)	Recovered I.D. (Max.) (In.)	Nominal Recovered Wall Thickness (In.)	Cable Range*	Length (In.)	Cat. No.
TS-46-400	.400	.130	.070	12-8 AWG	6	46-343
					9	46-344
					48	46-346
TS-46-750	.750	.220	.090	6-2/0 AWG	6	46-347
					9	46-348
					48	46-350
TS-46-1100	1.100	.350	.120	1/0-3/0 AWG	6	46-351
					9	46-352
					48	46-354
TS-46-1500	1.500	.470	.160	2/0 AWG-350 KCMIL	9	46-356
					12	46-357
					48	46-358
TS-46-2000	2.000	.630	.160	250-500 KCMIL	9	46-369
					18	46-371
					48	46-372

*Reference only. Consult the wire manufacturer's catalog for specific O.D. of wire and insulation.



Specifications

Properties	Heavy Wall
Shrink Temperatures	120°C to 250°C (200°C recommended)
Continuous Operating Temperature	-55°C to 110°C
Tensile Strength (PSI)	2,100 PSI min.
Ultimate Elongation	600% min.
Secant Modulus @ 2% Strain	25,000 PSI max.
Specific Gravity	1.20 max.
Heat Aging, 168 hrs. @ 175°C Tensile Strength Elongation	500%
Heat Shock, 4 hrs. @ 225°C	No cracks, flowing or dripping
Flammability	Flame retardant
Low Temperature Brittle Point	-55°C
Volume Resistivity	1013ohm-cm min.
Dielectric Strength	500V/mil (20kV/min.)
Corrosive Effect	Non-corrosive
Solvent Resistance 24 hrs. Immersion per MIL-DTL-23053	Good to excellent
Water Absorption	0.2%
Fungus Resistance	No growth
Longitudinal Change, 3 min.	+1%/-10%

All values are typical performance data and are not to be used as design data.

Thermo-Shrink® Medium-Wall Heat Shrinkable Tubing End Caps

- Creates a watertight seal to protect ends of power and control cords
- Protects against oxidation, ozone, UV radiation, etc.
- Coated with hot melt adhesive to ensure environment seal
- Fits easily over end of cable
- Protect power cables up to 1000V and telecommunication cable
- Recommended for both open air and underground power distribution cables with PVC, lead or XLPE sheaths
- Thermally stabilized cross-linked polyolefin, coated with specially designed hot melt adhesive
- UV resistant



Expanded I.D. (Min.)	Recovered I.D. (Max.)	Recovered Wall Thickness +/-10%	Cable Dia. Range*	Length	Part No.
0.55"/14mm	0.18"/4.5mm	0.079"/2.0mm	0.20"/5mm - 0.47"/12mm	1.77"/ 45mm	46-381
0.98"/25mm	0.31"/8mm	0.091"/2.3mm	0.39"/10mm - 0.71"/18mm	2.76"/ 70mm	46-382
1.38"/35mm	0.59"/15mm	0.118"/3.0mm	0.67"/17mm - 1.18"/30mm	3.35"/ 85mm	46-383
2.95"/75mm	1.38"/35mm	0.138"/3.5mm	1.77"/45mm - 2.76"/70mm	5.12"/ 130mm	46-384

*Consult the wire manufacturer's catalog for specific O.D. of wire and insulation.

Specifications

Property	Test Method	Typical Data
Operating Temperature	IEC 216	-55°C to +110°C
Tensile Strength	ASTM D 638	>14 MPa
Elongation at break	ASTM D 638	>400%
Density	ASTM D 792	1.05g/cm ³
Elongation of break after again	150°C, 168 hrs.	>300%
Dielectric strength	IEC 243	>15KV/mm
Volume resistance	IEC 93	1014Ωcm

Heat Elite Heat Gun Kit

- Temperature range: 660°-930°F (300°-500°C)
- Two-step switch for heat and air flow adjustments
- Double-insulated power cord
- Ergonomic distribution of weight
- Comfortable non-slip handle for ease of use



Description	Part No.
Heat Elite Heat Gun Kit, 1200 Watts	46-202
Kit Includes:	Part No.
Heat Elite Heat Gun, 1200 Watts	46-202
Small Deflector, 1-1/4 in. diameter	46-941
Wide-Slot Adapter	45-954

HEAT ELITE PRO™ Heat Gun Kit

- Temperature range: 180°F - 1020°F (80° - 550°C)
- Double-insulated power cord
- Ergonomic distribution of weight
- Comfortable non-slip handle for ease of use
- LCD display with memory functions
- Temperature and airflow adjustments
- Stand-by mode to minimize the energy consumption
- Ceramic heating element ensures long-term coil performance



Description	Part No.
HEAT ELITE PRO™ Heat Gun Kit, 1500 Watts	46-203
Kit Includes:	Part No.
HEAT ELITE PRO™ Heat Gun, 1500 Watts	46-203
Small Deflector	46-941
Reduction Adapter	46-950
Wide-Slot Adapter	46-954

Heat Elite Plus LCD Heat Gun Kit

- Temperature range: 180° - 1200°F (80° - 650°C)
- Two-step switch for heat and air flow adjustments
- Double-insulated power cord
- Ergonomic distribution of weight
- Comfortable non-slip handle for ease of use
- Infinite temperature adjustment



Description	Part No.
Heat Elite Plus LCD Heat Gun Kit, 1500 Watts	46-204
Kit Includes:	Part No.
Heat Elite Plus LSD Heat Gun, 1500 Watts	46-204
Small Deflector	46-941
Welding Adapter	46-952
Solder Reflector Adapter	46-953
Overlap Adapter	46-955
Pressure Roller	46-956

Heat Gun Accessories



Description	For Use With:	Part No.
Small Deflector, 1-1/4 in. diameter	46-202, 46-203, 46-204	46-941
Reduction Adapter	46-203, 46-204	46-950
Glass Protection Adapter	46-202, 46-203, 46-204	46-951
Welding Adapter	46-203, 46-204	46-952
Solder Reflector Adapter	46-204	46-953
Wide-Slot Adapter	46-202, 46-203, 46-204	46-954
Overlap Adapter	46-203, 46-204	46-955
Pressure Roller	46-204	46-956

LOCKOUT/TAGOUT

Your Safety is our #1 concern.

A leader in personal safety for professional electricians, IDEAL Safety, Health and Environment products comply with ASTM requirements and OSHA regulations.

Every day we are protecting lives with the products we provide from 1000 volt insulated tools to Lockout/Tagout equipment, Clamp Meters, S-Class® Fish Tapes, specialty connectors and more!

IDEAL continuously works on methods and equipment that provide the maximum in performance to assure your safety and health while delivering better environment solutions that leave a small footprint.

Training...essential in keeping you safe whatever the job.

The proper use of materials and tools can mean the difference to your personal safety and health. IDEAL provides state-of-the-art training to give you the best methods and utilization of this equipment through hands-on demonstrations, peer discussions and on-site applications.

Training consists of several proven methods

- Lockout/Tagout Safety and Procedures
- Arc Flash Safety and 1000V Insulated Tools
- Test and Measurement Equipment and procedures

For more details on available training programs, contact your IDEAL sales representative.



Starter Lockout/Tagout Kit



- A starter selection of the lockout/tagout devices every electrician/maintenance person needs
- Small nylon zipper pouch features belt loops and d-rings for easy attachment to belts, tool pouches, tool carts and more

Description	Part No.	
Starter Lockout/Tagout Kit	44-973	
Kit Includes:	Qty.	Part No.
Universal Multi-Pole Lockout	1	44-783
1 in. Safety Lockout Hasp	1	44-800
Universal 277V Breaker/Single-Pole Lockout	1	44-809
110V Plug Lockout	1	44-818
Striped Lockout Tags - Do Not Operate	2	44-849
3/4 in. Shackle Red Padlock	1	44-906
Zipper Pouch	1	IA-3240

Quantities listed in kit description are for individual pieces, not carded packages.

Basic Lockout/Tagout Kit



- A great selection of the most popular lockout/tagout devices
- Small nylon zipper pouch features belt loops and d-rings for easy attachment to belts, tool pouches, tool carts and more

Description	Part No.	
Basic Lockout/Tagout Kit	44-970	
Kit Includes:	Qty.	Part No.
Universal Multi-Pole Breaker Lockout	1	44-783
Wall Switch Lockout	1	44-789
1 in. Safety Lockout Hasp	1	44-800
480/600V Breaker Lockout	1	44-807
Universal 277V Breaker Lockout/Single Pole	1	44-809
Hinged Single-Pole Breaker Lockouts	2	44-810
110V Plug Lockout	1	44-818
Striped Lockout Tags - Do Not Operate	5	44-849
3/4 in. Red Padlock	1	44-906
Zipper Pouch	1	IA-3240

Quantities listed in kit description are for individual pieces, not carded packages.

Standard Lockout/Tagout Kit



- Excellent selection of lockout/tagout devices, tags and locks for maintenance workers or contractors
- Small nylon zipper pouch features belt loops and d-rings for easy attachment to belts, tool pouches, tool carts and more

Description	Part No.	
Standard Lockout/Tagout Kit	44-971	
Kit Includes:	Qty.	Part No.
Hinged Single-Pole Breaker Lockouts	3	44-810
Universal 277V Breaker Lockouts/Single Pole	2	44-809
480/600V Breaker Lockout	1	44-807
Wall Switch Lockout	1	44-789
110V Small Plug Lockout	1	44-818
2 in. Shackle Red Padlocks	2	44-907
1 in. Safety Lockout Hasps	2	44-800
Lockout Tags - Do Not Operate	5	44-848
Striped Lockout Tags - Do Not Operate	5	44-849
Cleat for 277V Breaker Lockout	1	44-785
Cleat for 480/600V Breaker Lockout	1	44-786
Universal Multi-Pole Breaker Lockouts	2	44-783
Zipper Pouch	1	IA-3240

Quantities listed in kit description are for individual pieces, not carded packages.

Job Site Lockout/Tagout Kit



- Perfect kit for individual workers; padlocks keyed-alike for worker convenience
- Excellent selection of lockout/tagout devices, tags and keyed-alike padlocks for most applications

Description	Part No.	
Job Site Lockout/Tagout Kit	44-979	
Kit Includes:	Qty.	Part No.
Circuit Breaker Lockouts - tall and wide toggles	2	44-956
Circuit Breaker Lockouts - standard single and double toggles	3	44-957
Circuit Breaker Lockout Padlock	1	—
Red Lockout Padlocks	3	44-916**
1 in. Safety Lockout Hasp	1	44-800
Red Labeled Lockout	1	44-791*
Universal Wall Switch Lockout	1	44-772
Lockout Tags - Do Not Operate (striped)	12	44-833*
Tool Box*** (12 in. x 6 in. x 6 in.)	1	IA-3241

*Master Lock® equivalent.

**Reference part number is keyed-different, keyed-alike and master-keyed products can be special ordered by contacting IDEAL Customer Service.

***Tool box color may vary.

Master Lock® is a registered trademark of Master Lock Company LLC.

Plant Facility Lockout/Tagout Kit



- Ideal for plant facility personnel to keep all lockout/tagout devices in one convenient place
- Polypropylene plastic tool box resists oil and chemicals

Description	Part No.	
Plant Facility Lockout/Tagout Kit	44-972	
Kit Includes:	Qty.	Part No.
Hinged Single-Pole Breaker Lockouts	5	44-810
Universal 277V Breaker/Single Pole Lockouts	3	44-809
480/600V Breaker Lockout	1	44-807
Wall Switch Lockouts	2	44-789
110V Plug Lockout	1	44-818
1 in. Safety Lockout Hasps	3	44-800
Red Labeled Lockout	1	44-791
220/550V Plug Lockout	1	44-819
Striped Lockout Tags - Do Not Operate	10	44-849
Fuse Blockout	1	44-815
Fuse Blockout	1	K-7349
Gate Valve Lockout	1	44-824
Cleat for 277V Breaker Lockout	1	44-785
Cleat for 480/600V Breaker Lockout	1	44-786
Universal Multi-Pole Breaker Lockouts	3	44-783
Tool Box* (12 in. x 6 in. x 6 in.)	1	IA-3241

Quantities listed in kit description are for individual pieces, not carded packages. *Tool box color may vary.

Industrial Lockout/Tagout Kit



- An industrial selection of lockout/tagout devices
- Polypropylene plastic tool box resists oil and chemicals

Description	Part No.	
Industrial Lockout/Tagout Kit	44-974	
Kit Includes:	Qty.	Part No.
Hinged Single-Pole Breaker Lockouts	3	44-810
Universal 277V Breaker/Single Pole Lockouts	2	44-809
480/600V Breaker Lockout	1	44-807
Wall Switch Lockout	1	44-789
110V Small Plug Lockout	1	44-818
Ball Valve Lockout	1	44-820
1 in. Safety Lockout Hasps	2	44-800
Red Labeled Lockout	1	44-791
220/550V Plug Lockout	1	44-819
Striped Lockout Tags - Do Not Operate	10	44-849
Fuse Blockout	1	44-815
Fuse Blockout	1	K-7349
Gate Valve Lockout	1	44-824
Cleat for 277V Breaker Lockout	1	44-785
Cleat for 480/600V Breaker Lockout	1	44-786
Red Lockout Padlocks	4	44-916
Universal Multi-Pole Breaker Lockouts	2	44-783
Tool Box* (12 in. x 6 in. x 6 in.)	1	IA-3241

Quantities listed in kit description are for individual pieces, not carded packages. *Tool Box color may vary.

Group Lock Box

- Helps ensure maximum security for complex work team situations
- Allows up to 13 individuals to personally lock the closed box
- Heavy-duty steel construction resists unauthorized entry and job-site abuse
- Compact 8-3/4 in. x 3-1/2 in. x 6 in. design



Description	Part No.
Group Lock Box	44-804

Personal Lockout/Tagout Pouch Kit



- Easy to carry, zippered pouch holds a worker's personal padlocks and other small devices

Description	Part No.
Personal Lockout/Tagout Pouch Kit	44-969
Kit Includes:	Qty. Part No.
1 in. Safety Lockout Hasp	1 44-800
Lockout Tags	12 44-833*
Red Safety Padlocks - Keyed Alike	3 44-916**
Personal Lockout Pouch	1 —

*Master Lock® equivalent.

**Keyed alike and master keyed padlocks can be special ordered by contacting IDEAL Customer Service.

Master Lock® is a registered trademark of Master Lock Company LLC.

Industrial Lockout/Tagout Station



- Large Lockout/Tagout Station can be wall mounted or easily transported
- All metal, lockable cabinets come with two adjustable shelves
- Lockout safety tips are conveniently located inside of door for frequent reminders of proper lockout procedures

Description	Part No.
Industrial Lockout/Tagout Station (16 in. H x 16 in. W x 6 in. D)	44-975
Kit Includes:	Qty. Part No.
Hinged Single-Pole Breaker Lockouts	2 44-810
Universal Single-Pole Breaker Lockouts	2 44-809
Cleat for Universal Single-Pole Lockouts	2 44-785
Universal Multi-Pole Breaker Lockouts	2 44-783
480/600V Breaker Lockout	1 44-807
Cleat for 480/600V Breaker Lockout	1 44-786
Wall Switch Lockout	1 44-789
1 in. Safety Lockout Hasps	3 44-800
Red Safety Padlocks	4 44-916
100V Small Plug Lockout	1 44-818
220/550V Plug Lockout	1 44-819
Lockout Tags - Do Not Operate	10 44-849
Gate Valve Lockout - 1 in. to 2-1/2 in.	1 44-824
Gate Valve Lockout - 2-1/2 in. to 5 in.	1 44-825
Ball Valve Lockout	1 44-820
Pneumatic Lockout	1 44-774
Cabinet	1 IA-4989

Quantities listed in kit description are for individual pieces, not carded packages.

Lock Stations



44-778



44-806

- Resilient polycarbonate material provides twice the heat resistance and quadruple the impact strength of typical stations
- Lockable cover prevents loss of valuable safety products and innovative hinge holds cover open for easy product selection

Description	Part No.	
Four-Lock Station Kit	44-778	
Kit Includes:	Qty.	Part No.
Four-Lock Station Board	1	—
Safety Padlocks, Red	4	44-916
Heavy-Duty Lockout Tags	12	—
1 in. Safety Lockout Hasps	2	44-800

Description	Part No.	
Ten-Lock Station Kit	44-806	
Kit Includes:	Qty.	Part No.
Ten-Lock Station Board	1	44-805
Safety Padlocks, Red	10	44-916
Heavy-Duty Lockout Tags	24	—
1 in. Safety Lockout Hasps	2	44-800

Hinged Single-Pole Breaker Lockouts

- Hinged single-pole lockout with locking post design, locks lever in off position to isolate and prevent breaker use
- Ideal for applications where panel closure is preferred



Description	Quantity	Part No.
Hinged Single-Pole Breaker Lockouts	3	44-810
	100	44-1810

Universal 120/277V Breaker Lockouts


- Use thumbscrew to clamp lockout securely on to switch tongue, then pull cover over thumbscrew and lock in place to prevent clamp from being loosened
- Blade design provides tighter grip with less torque on thumbscrew



Description	Quantity	Part No.
Single-Breaker Lockouts	3	44-809
Cleat for Single-Pole Breaker Lockouts	3	44-785
Single-Pole Breaker Lockouts	50	44-1809

480/600V Single/Multi-Pole Breaker Lockouts

- Use thumbscrew to clamp lockout securely on to switch tongue, then pull cover over thumbscrew and lock in place to prevent clamp from being loosened
- Blade design provides tighter grip with less torque on thumbscrew



Description	Quantity	Part No.
480/600V Single/ Multi-Pole Lockout	1	44-807
480/600V Single/Multi-Pole Lockouts	50	44-1807
Cleat for 480/600V Single/Multi-Pole Lockouts	2	44-786

Large Breaker Lockout

- Designed to lockout large 480/600V breaker switches up to 2-1/2 in. wide and 7/8 in. thick
- Easy to install – no tools required



Description	Quantity	Part No.
Large Breaker Lockout	1	44-823

Multi-Pole Breaker Lockout

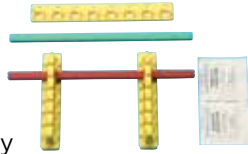
- Works with most major multi-pole breakers with tie-bar type switches from major brands including GE, ITE Sylvania, Challenger, Bryant, Westinghouse, SQUARE D (2/3 poles) and General Switch Co.
- Easy to install – thumbscrew secures and locks tie bar in place; no cable ties or tools required



Description	Quantity	Part No.
Multi-Pole Breaker Lockout	1	44-783

Oversized Circuit Breaker Lockout System

- Unique Lockout system for over-sized 480/600V Circuit Breakers
- System can be permanently installed into an electrical panel putting all lockout items at the point of need
- Easy installation of adhesive mounting rails - no tools required
- Pegs in mounting rails mate with holes in locking arms for security of arm when lock is in place
- Red arms lock off, green arms lock on



Description	Quantity	Part No.
Oversized Circuit Breaker System	1	44-822

Circuit Breaker Lockouts



44-956

44-957

- Attaches securely to breaker with simple thumb turn and clamping handle
- 44-956 is designed for breakers with wide or tall toggles
- 44-957 fits standard height and tie-bar toggles
- The narrow profile permits side-by-side breaker lockout

Description	Part No.
Circuit Breaker Lockout	44-956
	44-957

Plug Lockouts

- Accommodates a variety of electrical plug and cord sizes to prevent accidental connection or disconnection
- Durable plastic body resists wear, chemicals and job-site abuse
- Accommodates cable ties or padlocks (with up to 3/8 in. shackles)



44-819

Description	Size (in.)	Part No.
Plug Lockout - 100V	2 x 2 x 3-1/2	44-818
Plug Lockout - 220/550V	3-1/4 x 3-1/4 x 7	44-819

Circuit Breaker Lockout System

- Covers most 120V - 277V breakers
- Works on wide range of breakers, including single- and multi-pole configurations
- Makes use of unique lock rail system, providing the following benefits:
 - Allows panel door to be closed even when lockouts are in place
 - Accommodates multiple locks, facilitating group lockout activity without hasps
 - Keeps weight off the breakers, protecting delicate electrical components from damage
 - Positions locks and tags outside the panel, making sure lockout activity is clearly visible to anyone in the area
- Technical Information
 - Lockout devices constructed of high-impact Isoplast polymers
 - Cables are 2 ft. in length
 - Lock rails made of durable isoplast polymers with acrylic adhesive backing
- **Snap-on** - For use on Square D NQO and other breakers that have a hole in the switch tongue. Just align pins with hole and snap closed. Pins prevent switch from being thrown.
- **Clamp-on** - For use on breakers that do not have a hole in the switch tongue, including multiple breakers with tie bars. Turn thumb-screw to clamp lockout securely onto switch, then snap the cover closed to prevent thumb wheel from being loosened.



44-764
Clamp-on

44-768
Snap-on

Description	Quantity	Part No.
Clamp-on lockout for breakers without hole in the switch tongue, including multi-pole breakers with tie bars	1	44-764
Snap-on lockout for Square D NQO and other breakers with a hole in the switch tongue		44-768
4 in. Lock Rail with seven lock loops		44-769

Plug Lockouts

- Plug lockout, 44-792 works with high and low voltage plugs up to 3 in. in diameter and 5-1/2 in. in length, up to 1-1/4 in. cord diameter
- Plug lockout, 44-793 works with 110V/220V plugs up to 1-3/4 in. in diameter and 2-1/2 in. in length, up to a 1/2 in. cord diameter



Description	Part No.
Plug Lockout	44-792
Plug Lockout	44-793

Electric Plug Lockout

- Slides over cord prongs and locks in place to prevent cord from being plugged into an outlet
- Cannot be removed without key
- Works on any 2- or 3-prong plug



Description	Part No.
Electric Plug Lockout	44-782

Wall Switch Lockouts

- Universal Wall Switch Lockout locks out both toggle and Decora® wall switches
- Universal design assures switch is locked on or off. Hinges open for unobstructed normal switch operation
- Standard wall switch lockout fits most wall-mounted single or three-way electrical switches



44-772



44-789

Description	Quantity	Part No.
Universal Wall Switch	1	44-772
Standard Wall Switch		44-789

Decora® is a registered trademark of Leviton Manufacturing Co., Inc.

Cable Lockout

- Unique hasp lockout device accepts up to six 9/32 in. padlocks and comes with a 6 ft. plastic-coated steel cable



Description	Part No.
Cable Lockout, 6 ft. cable	44-829

Ball Valve Lockout Devices

- Best available method for locking out ball valves
- Patented design fits most major brand ball valves
- Designed to lock in off position only
- Complies with OSHA lockout standard



44-847

Valve Size	Max. Shackle Length	Material	Part No.
1/2 to 1-1/4 in.	—	Polypropylene	44-846
1-1/4 to 3		Polypropylene	44-847
1/4 to 1 (not shown)	9/32 in.	Nylon	44-820
1-1/4 to 3 (not shown)		Heavy Steel	44-821

Adjustable Cable Lockout

- Infinitely adjustable safety hasp and cable
- Ideal for multiple circuit breaker panels and side-by-side gate valve lockouts
- Feed the cable end through the points to be locked out, then back through the lockout body. Cinch it tight to remove any slack with the patented locking feature.
- Tough, flexible multi-stranded 6 ft. 1/4 in. dia. steel cable is insulated with a clear vinyl coating
- Tough, lightweight, dielectric thermoplastic body withstands chemicals; performs effectively in extreme conditions
- Up to four workers can apply their personal safety locks
- Complete with high-visibility, re-usable, write-on safety labels (English, French & Spanish). Identify the responsible person, then erase for the next job.



Description	Part No.
Adjustable Cable Lockout	44-808

Gate Valve Lockouts

44-824

44-825

44-817



- Unique patent pending rotating design allows for easier installation in confined space applications
- Each size rotates into itself and nests within the next larger size to save space in storage
- Up to four workers can apply their personal safety locks
- Complete with high-visibility permanent safety labels (English, French & Spanish) that can be written on to identify the responsible person, then erased for the next job
- Tough, lightweight, dielectric thermoplastic bodies withstand chemicals and perform effectively in extreme conditions, temperature range: -50°F (-46°C) to +350°F (177°C)

Valve Size	Quantity	Part No.
1 in. to 3 in.	1	44-824
2 in. to 5 in.		44-825
Set of five sizes (1 in. to 13 in.)		44-817

Steel Padlocks

- Rustproofed, steel case with nickel-plated shackle withstands abuse and environmental hazards
- Includes two keys
- 1-1/2 in. wide lock with 9/32 in. shackle diameter
- Keyed-alike and Master Lock® Keyed locks available by special order



Bumper Color	3/4 In. Shackle Clearance Part No.	2 In. Shackle Clearance Part No.
Blue	44-900	44-901
Red	44-906	44-907

Master Lock® is a registered trademark of Master Lock Company LLC.

Safety Lockout Padlocks w/Key Retention

- Dedicated safety lockout device reduces confusion with other locks
- Complies with OSHA's "1-key, 1-lock"
- Non-conductive, lightweight body; four colors for easy identification
- Key retention ensures keys do not get lost while not in use and that padlocks are not left untouched
- 1-1/2 in. shackle clearance; 1-1/2 in. wide lock with 1/4 in. shackle
- Keyed-alike, Master Lock® Keyed locks, 2nd key, additional colors and engraving available by special order



Bumper Color	Part No.
Blue	44-912
Black	44-914
Red	44-916
Yellow	44-918

Master Lock® is a registered trademark of Master Lock Company LLC.

Lock Labels

- Easy identification of employees' locks
- Write-on, vinyl labels with peel-off adhesive backing
- Polyester over laminate protects label



Description	Quantity	Part No.
Lock Labels	8 labels	44-898

Safety Lockout Hasps

- Rustproofed, plated and vinyl-coated **44-801**
- Labeled hasps feature anodized aluminum alloy construction for long-term durability



Description	Jaw Diameter	Quantity	Part No.
Safety Lockout Hasp	1 in.	3	44-800
	1-1/2 in.	2	44-801

Labeled Safety Lockout Hasps

- Allow up to six workers to lock out a single energy source **44-790**
- Permanent "Do Not Operate" labels accept pens, pencils and permanent markers



Description	Quantity	Part No.
Labeled Safety Lockout Hasp - Do Not Operate, Blue	1	44-790
Labeled Safety Lockout Hasp - Do Not Operate, Red	1	44-791
Labeled Safety Lockout Hasp - Do Not Operate, Red	50	44-1791

Heavy-Duty Lockout Tags



- High-visibility lettering
- Laminated plastic tags have non-fade legends, resist corrosive and harsh environmental conditions grommet
- Vinyl tags are silk screened with a 7/8 in. metal grommet; fastener included
- Exceeds OSHA's 50-lb. pullout requirement
- Matte finish for easy writing surface

Description	Type	Qty.	Part No.
Heavy-Duty Lockout Tag - Do Not Operate	Heavy-Duty Laminated	5/card	44-830
	Economy Vinyl	100/box	44-1830
Heavy-Duty Lockout Tag - Do Not Operate - Electricians at Work	Heavy-Duty Laminated	25/bag	44-848
	Economy Vinyl	5/card	44-832
Heavy-Duty Lockout Tag - Do Not Operate - (red striped background)	Heavy-Duty Laminated	25/bag	44-843
	Economy Vinyl	5/card	44-833
Heavy-Duty Lockout Tag - Do Not Operate - (red striped background)	Heavy-Duty Laminated	100/box	44-1833
	Economy Vinyl	25/bag	44-849

Bilingual Lockout Tags

- Spanish/English tags provide extra safety and information in bilingual situations
- High-visibility lettering
- Laminated vinyl tags with non-fade legends resist corrosive and harsh environmental conditions
- Write-on tag with 7/8 in. grommet can be padlocked to device to help prevent unauthorized removal



Description	Quantity	Part No.
Bilingual Lockout Tags - Do Not Operate (striped)	5	44-841

Flash Protection Labels and Signs



44-893



44-894



44-896

National Electric Code 110.16 Flash Protection: Switchboards, panel boards, industrial control panels and motor control centers, in other than dwelling occupancies, that are likely to require examination, adjustment, servicing or maintenance while energized, shall be field marked to warn qualified persons of potential electric arc flash hazards. The marking shall be located so as to be clearly visible to qualified persons before examination, adjustment, servicing or maintenance of the equipment.

Description	Type	Size	Qty.	Part No.
NEC Arc Flash, Warning	Self-Sticking Polyester	3-1/2 in. x 5 in.	5	44-892
NEC Arc Flash, Warning			100	44-892BK
NEC Arc Flash, Warning		5 in. x 7 in.	5	44-893
NEC Arc Flash, Warning			5	44-894
NEC Arc Flash, Danger		4 in. x 6 in.	5	44-895
NEC Arc Flash, Warning		7 in. x 10 in.	1	44-896

Lockout Signs



- Resistant to both chemicals and abrasion – protected graphics for indoor and outdoor use

Legend	Material	Size (In.)	Part No.
Lockout Sign - OSHA Regulation, 36 in. clearance	Self-sticking polyester	3-1/2 x 10	44-877
Lockout Sign - OSHA Regulation (Bilingual) 36 in. clearance		7 x 10	44-878
Lockout Sign - Danger-Breakers Locked Out	Magnetic	5 x 7	44-890

Safety Signs

- Resistant to both chemicals & abrasion – protected graphics for indoor & outdoor use



Legend	Material	Size (In.)	Part No.
Safety Sign - Danger-High Voltage	Fiberglass	10 x 14	44-862
	Self-Sticking Polyester	7 x 10	44-863
Safety Sign - Danger-High Voltage-Keep Out	Fiberglass	10 x 14	44-880
	Self-Sticking Polyester	7 x 10	44-881
Safety Sign - Danger-High Voltage-Spanish	Self-Sticking Polyester	7 x 10	44-865

Voltage & Conduit Markers

44-289



44-299



44-410

- Identify junction boxes, switches, circuit breakers, raceways, pipe and fuse boxes
- Non-conductive for user safety
- High-adhesion properties with easy removal
- Resist abrasion, moisture, dirt and oil
- Non-smear, black legend on bright orange background for high visibility
- Specifications: Temperature Range: -40°F to 180°F (-40°C to 82°C)
Adhesion: 45 oz./in. width ultimate

Description	Large Part No. (2-1/4 in. x 9 in.) 1/card	Medium Part No. (1-1/8 in. x 4-1/2 in.) 4/card	Small Part No. (2-1/4 in. x 1/2 in.) 18/card
120/208V	44-295	44-296	-
277/480V	44-298	44-299	-
120V	-	44-353	-
208V	-	44-355	-
240V	-	44-358	-
277V	-	-	44-410
480V	44-314	44-364	-
Danger	44-289	-	-
High Voltage	44-292	-	-

Detectable Underground Tapes



- Solid aluminum foil core tapes for protection, location and identification of underground utility installations
- Meets or exceeds industry standards including the American Public Works Association (APWA) color code
- Formulated to resist degradation from acid and alkali found in soils
- Lead-free pigments and organic lead-free ink

Description	Color	Size	Part No.
Detectable Underground Tape - Caution Buried Electric Line Below	Red	3 in. x 1,000 ft.	42-201
Detectable Underground Tape - Caution Buried Electric Line Below		6 in. x 1,000 ft.	42-251
Detectable Underground Tape - Caution Buried Fiber Optic Line Below	Orange	6 in. x 1,000 ft.	42-252

Specifications:		
Property	Method	Value
Thickness	ASTMD2103	5.0 MILS
Elongation	ASTMD882-75B	80%
Composition	IDEAL Specs.	Bottom Layer PE; Top layer PET; Foil industry standard
Tensile Strength	ASTMD882	32 lbs./in. (15,000 PSI)

Non-Detectable Underground Tapes



42-102



42-103



42-104



42-151

- For protection, location and identification of underground utility installations
- Formulated to resist degradation from acid and alkali found in soils
- Lead-free pigments and organic lead-free ink
- Recommended Burial Depth: 3 in. Tape - 4 to 6 in.
6 in. Tape - less than 12 in.

Description	Color	Size	Part No.
Non-Detectable Underground Tape - Caution Buried Electric Line Below	Red	3 in. x 1,000 ft.	42-101
Non-Detectable Underground Tape - Caution Buried Electric Line Below	Yellow		42-102
Non-Detectable Underground Tape - Caution Buried Telephone Line Below	Orange		42-103
Non-Detectable Underground Tape - Caution Buried Fiber Optic Line Below			42-104
Non-Detectable Underground Tape - Caution Buried Electric Line Below	Red	6 in. x 1,000 ft.	42-151
Non-Detectable Underground Tape - Caution Buried Electric Line Below	Yellow		42-152

Specifications:		
Property	Method	Value
Thickness	ASTMD2103	4.0 MILS
Elongation	ASTMD882-75B	500%
Composition	IDEAL Specs.	LDPE
Tensile Strength	ASTMD882	2,750 PSI

Barricade Tapes

42-002



42-003



42-051



- High-visibility safety yellow or red polyethylene construction with bold black letters
- Meets OSHA specifications Section 1010.144 for marking physical hazards

Description	Color	Size	Thickness	Part No.
Barricade Tape - Caution	Yellow	3 in. x 1,000 ft.	4.0 Mils	42-001
Barricade Tape - Caution Do Not Enter				42-002
Barricade Tape - Caution High Voltage				42-003
Barricade Tape - Danger High Voltage	42-051			
Barricade Tape - Danger High Voltage Keep Out	Red		42-052	
Barricade Tape - Caution Do Not Enter			Yellow	2.0 Mils

Specifications:		
Property	Method	Value
Elongation	ASTMD882-75B	≥ 400%
Composition	IDEAL Specs.	LDPE
Tensile Strength	ASTMD882	2,350 PSI TD; 1,893 PSI MD

Python™ Adjustable Locking Cable

Python™ Adjustable Locking Cable secures anything within its grasp. The only locking cable that is right length for your application. This patented product holds flexible steel cable tight at any position.

- Infinite Locking Positions - Patented lock holds cable tight from 1 ft. (30cm) to 6 ft. (1.8m)
- Application Flexibility - Interchangeable cables
- Keyed Alike Convenience - Rekeyable cylinder
- Cut Resistance - 3/8 in. (10mm), 100% steel braided cable
- Weather Tough - Rust resistant aluminum lock body
- Scratch Resistant - Vinyl cable sleeve and lock body bumper

Other Applications: Bikes, lawn furniture, lawn mowers, job sites, canoes, boats, skis, snowboards, generators, pickup truck cargo, spare tire locks and much more.



Description	Part No.
Master Lock® Python™ Kit with 6 ft. Cable-keyed different	44-990

Master Lock® is a registered trademark of Master Lock Company LLC.
Python™ is a trademark of Master Lock Company LLC.

LOCKOUT/TAGOUT CROSS REFERENCE CHART

IDEAL												
Standard Breaker Lockouts												
Standard Breaker Lockouts											EZ Panel Loc™	
Mfg.	Breaker Classification	Breaker Type	# of Poles	1-Pole Snap-On (w/hole) 44-810	120/277V Clamp On (no hole) 44-809	Cleat for #65396 44-785	480/600V Clamp On (no hole) 44-807	Cleat for #65397 44-786	Oversize 480/660V 44-823	Multi-pole w/tie bar 44-783	Snap On (SQD QO) 44-768	Clamp On (universal) 44-764
Airpax		Airpax	1									
American Switch		C	1									
Bryant		BR	1									
Challenger		C	1									
Challenger	Type C	C	2-3									
Challenger	Same as W DK	CDK										
Challenger		LM	1									
Challenger		NEJ	1-2									
Crouse Hinds		MP	2									
Cutler Hammer		BA	1									
Cutler Hammer		CH	2-3									
Cutler Hammer		CH2	4									
Cutler Hammer		CHB	3									
Cutler Hammer	Quicklag	BAB	1									
Cutler Hammer	Quicklag	BAB	2-3									
Cutler Hammer	BR	BD	1									
Cutler Hammer	BR	BR	1									
Cutler Hammer	BR	BR	2-3									
Cutler Hammer	BR	BRH	1									
Cutler Hammer	BR	BRH	2-3									
Cutler Hammer	BR	BRHH	2									
Cutler Hammer	CH	CH	1									
Cutler Hammer	CH	CH	2-3									
Cutler Hammer	CH	CH2	4									
Cutler Hammer	CH	CHB	1									
Cutler Hammer	CH	CHB	2-3									
Cutler Hammer	K-Frame	CHKD	2-3									
Cutler Hammer	L-Frame	CHLD	2-4									
Cutler Hammer	M-Frame	CHMDL	2-3									
Cutler Hammer	N-Frame	CHND	2-4									
Cutler Hammer	CH	CHP	1									
Cutler Hammer	CH	CHP	2-3									
Cutler Hammer	CH	CHQ	1									
Cutler Hammer	CH	CHQ	2									
Cutler Hammer	CH	CHSW	2-3									
Cutler Hammer	K-Frame	CKD	2-3									
Cutler Hammer	CL	CL	1									
Cutler Hammer	CL	CL	2									
Cutler Hammer	L-Frame	CLD	2-4									
Cutler Hammer	CL	CLR	1-2									
Cutler Hammer	M-Frame	CMDL	2-3									
Cutler Hammer	N-Frame	CND	2-4									
Cutler Hammer	N-Frame	CNDC	2-4									
Cutler Hammer	CH	CSR	1									
Cutler Hammer	K-Frame	DK	2-3									
Cutler Hammer	E125-Frame	E125B										
Cutler Hammer	E125-Frame	E125E										
Cutler Hammer	E125-Frame	E125H										
Cutler Hammer	E125-Frame	E125S										
Cutler Hammer	F-Frame	ED	2-4									
Cutler Hammer	F-Frame	EDC	2-4									
Cutler Hammer	F-Frame	EDH	2-4									
Cutler Hammer	E125-Frame	EFH	1-4									
Cutler Hammer	E125-Frame	EGB	1-4									
Cutler Hammer	E125-Frame	EGE	1-4									
Cutler Hammer	E125-Frame	EGS	1-4									
Cutler Hammer		EHC										

LOCKOUT/TAGOUT CROSS REFERENCE CHART

IDEAL												
Standard Breaker Lockouts												
EZ Panel Loc™												
Mfg.	Breaker Classification	Breaker Type	# of Poles	1-Pole Snap-On (w/hole) 44-810	120/277V Clamp On (no hole) 44-809	Cleat for #65396 44-785	480/600V Clamp On (no hole) 44-807	Cleat for #65397 44-786	Oversize 480/660V 44-823	Multi-pole w/tie bar 44-783	Snap On (SQD QO) 44-768	Clamp On (universal) 44-764
Cutler Hammer	F-Frame	EHD	1-4									
Cutler Hammer	Tri Pac Cur. Lim	FB	2-3									
Cutler Hammer		FC										
Cutler Hammer	F-Frame	FD	1-4									
Cutler Hammer	F-Frame	FDB	2-4									
Cutler Hammer	F-Frame	FDC	2-4									
Cutler Hammer	F-Frame	FS	2-3									
Cutler Hammer	G-Frame	GB	1-3									
Cutler Hammer	G-Frame	GC	1-3									
Cutler Hammer	L-Frame	LDB	2-3									
Cutler Hammer	L-Frame	LDC	2-4									
Cutler Hammer		LH	3									
Cutler Hammer		LHB	3									
Cutler Hammer	Type CC	LJ										
Cutler Hammer		MA	2-3									
Cutler Hammer		MC	2-3									
Cutler Hammer	M-Frame	MD	2-3									
Cutler Hammer	M-Frame	MDL	2-3									
Cutler Hammer	M-Frame	MDS	2-3									
Cutler Hammer	Tri Pac Cur. Lim	NB	2-3									
Cutler Hammer	N-Frame	ND	2-4									
Cutler Hammer	N-Frame	NDC	2-4									
Cutler Hammer	N-Frame	OPTIM	3									
Cutler Hammer	Tri Pac Cur. Lim	PB	2-3									
Cutler Hammer	Quicklag	QBGF	1									
Cutler Hammer	Quicklag	QBGF	2									
Cutler Hammer	Quicklag	QBGFEP	1									
Cutler Hammer	Quicklag	QBGFEP	2									
Cutler Hammer	Quicklag	QBHGF	1									
Cutler Hammer	Quicklag	QBHGFEP	1									
Cutler Hammer	Quicklag	QBHW	1									
Cutler Hammer	Quicklag	QBHW	2-3									
Cutler Hammer	Quicklag Type P	QC	1									
Cutler Hammer	Quicklag Type P	QC	2-3									
Cutler Hammer	Quicklag Type P	QCD	1									
Cutler Hammer	Quicklag Type P	QCD	2-3									
Cutler Hammer	Quicklag	QCGF	1									
Cutler Hammer	Quicklag	QCGFEP	1									
Cutler Hammer	Quicklag	QCHGF	1									
Cutler Hammer	Quicklag	QCHGFEP	1									
Cutler Hammer	Quicklag	QCHW	1									
Cutler Hammer	Quicklag	QCHW	2-3									
Cutler Hammer	Quicklag	QHCW	1									
Cutler Hammer	Quicklag	QHCW	2-3									
Cutler Hammer	Quicklag	QHCX	1									
Cutler Hammer	Quicklag	QHCX	2-3									
Cutler Hammer	Quicklag	QHPW	1									
Cutler Hammer	Quicklag	QHPW	2-3									
Cutler Hammer	Quicklag	QHPX	1									
Cutler Hammer	Quicklag	QHPX	2-3									
Cutler Hammer	Ground Fault	QPGF	1									
Cutler Hammer	Ground Fault	QPGF	2									
Cutler Hammer	Ground Fault	QPGFEP	1									
Cutler Hammer	Ground Fault	QPGFEP	2									
Cutler Hammer	Ground Fault	QPHGF	1									
Cutler Hammer	Ground Fault	QPHGFEP	1									
Cutler Hammer	Quicklag	QPHW	1									
Cutler Hammer	Quicklag	QPHW	2-3									
Fed. Pacific Elec.		BAB	1									
Fed. Pacific Elec.		NA-single	3									
Fed. Pacific Elec.		NA-tie bar	2									
Fed. Pacific Elec.		NB	1									

LOCKOUT/TAGOUT CROSS REFERENCE CHART

IDEAL												
Standard Breaker Lockouts												
EZ Panel Loc™												
Mfg.	Breaker Classification	Breaker Type	# of Poles	1-Pole Snap-On (w/hole) 44-810	120/277V Clamp On (no hole) 44-809	Cleat for #65396 44-785	480/600V Clamp On (no hole) 44-807	Cleat for #65397 44-786	Oversize 480/660V 44-823	Multi-pole w/tie bar 44-783	Snap On (SQD QO) 44-768	Clamp On (universal) 44-764
Fed. Pacific Elec.		NBH GFI	1									
Fed. Pacific Elec.		NE/NEF										
Fed. Pacific Elec.		NEJ										
Fed. Pacific Elec.		NFJ										
Fed. Pacific Elec.		NJN										
Fed. Pacific Elec.		NJL										
Fed. Pacific Elec.		NM										
Fed. Pacific Elec.		NP-single	1									
Frank Adams	FA Quicklag	P	1									
General Electric	Type C	HQC	3									
General Electric	SE150	SED	2-3									
General Electric	SE150	SEH	2-3									
General Electric	SE150	SEL	2-3									
General Electric	SE150	SEP	2-3									
General Electric	SF250	SFH	2-3									
General Electric	SF250	SFL	2-3									
General Electric	SF250	SFP	2-3									
General Electric	Tri Break	TB1										
General Electric	Tri Break	TB4										
General Electric	Tri Break	TB6										
General Electric	Tri Break	TB8										
General Electric	Mag Break	TBC4										
General Electric	Mag Break	TBC6										
General Electric	Mag Break	TBC8										
General Electric	E150	TE	1-3									
General Electric	E150	TEB	1-3									
General Electric	E150	TED	1-3									
General Electric		TEF	1-3									
General Electric	E150	TEL	3									
General Electric	Mag Break	TEML	3									
General Electric	E150	TEY	1-3									
General Electric	E150	TF	1-3									
General Electric	Mag Break	TFC	3									
General Electric	F225	TFJ	2-3									
General Electric	F225	TFK	2-3									
General Electric	F225	TFL	3									
General Electric	Like TED	THED	1-3									
General Electric	Like TED	THEF										
General Electric	F225	THFK	2-3									
General Electric	Q Line	THHQB	2-3									
General Electric	Q Line	THHQB-A	1									
General Electric	Q Line	THHQB-S	1									
General Electric	Q Line	THHQC	1-3									
General Electric	Q Line	THHQC-A	1									
General Electric	Q Line	THHQC-S	1									
General Electric	Q Line	THHQL	2-3									
General Electric	Q Line	THHQL-A	1									
General Electric	Q Line	THHQL-S	1									
General Electric	J600	THJK4	2-3									
General Electric	J600	THJK6	2-3									
General Electric	K1200	THKM12	2-3									
General Electric	K1200	THKM8	2-3									
General Electric	THLC Current Limiting	THLC1	3									
General Electric	Q Line	THQB	2-3									
General Electric	Q Line	THQB-A	1									
General Electric	Q Line	THQB-S	1									
General Electric	Q Line	THQC	2-3									
General Electric	Q Line	THQC-A	1									
General Electric	Q Line	THQC-AL	2-3									
General Electric	Q Line	THQC-S	1									
General Electric	Q Line	THQD	2-3									
General Electric	Q Line	THQDBL	3									
General Electric	Q Line	THQL	2-3									

LOCKOUT/TAGOUT CROSS REFERENCE CHART

TOOLS & SUPPLIES

IDEAL												
Standard Breaker Lockouts										EZ Panel Loc™		
Mfg.	Breaker Classification	Breaker Type	# of Poles	1-Pole Snap-On (w/hole) 44-810	120/277V Clamp On (no hole) 44-809	Cleat for #65396 44-785	480/600V Clamp On (no hole) 44-807	Cleat for #65397 44-786	Oversize 480/660V 44-823	Multi-pole w/tie bar 44-783	Snap On (SQD QO) 44-768	Clamp On (universal) 44-764
General Electric	Q Line	THQL-A	1									
General Electric	Q Line	THQL-S	1									
General Electric		TJ4	3									
General Electric	Mag Break	TJC										
General Electric	TJD432400WL	TJD	2-3									
General Electric	J600	TJJ	2-3									
General Electric	J600	TJK4	2-3									
General Electric	TJK636F000	TJK6	2-3									
General Electric	TJS3604S	TJS										
General Electric	MicroVersaTrip	TK4V	3									
General Electric	Mag Break	TKC	3									
General Electric	TKM4365000	TKM4										
General Electric	K1200	TKM8	2-3									
General Electric		TKMA8	3									
General Electric	Q Line	TQB	2-3									
General Electric	Q-Line	TQB-A	1									
General Electric	Q-Line	TQB-S	1									
General Electric	Q Line	TQC	2-3									
General Electric		TQC-A	1									
General Electric		TQC-S	1									
General Electric	Q Line	TQD	2-3									
General Electric	Q Line	TQL-A	1									
General Electric	Q Line	TQL-S	1									
Heinemann		LB	1									
Heinemann		LF	1									
Heinemann		LJ	1									
Merlin Gerin	400 Amp series	CJ	3									
Siemens ITE		BL	1									
Siemens ITE		BL	2-3									
Siemens ITE		BL	1									
Siemens ITE		BL	2-3									
Siemens ITE		BLF-GFI	2									
Siemens ITE		BLH	1									
Siemens ITE		BLH	2-3									
Siemens ITE		BQ	1									
Siemens ITE		BQ	2-3									
Siemens ITE		BQCH	1-3									
Siemens ITE		BQD	3									
Siemens ITE		BQD	1-3									
Siemens ITE		BQD6	1-3									
Siemens ITE		BQH	1									
Siemens ITE		BQH	2-3									
Siemens ITE		CED6	2-3									
Siemens ITE		CFD6	2-3									
Siemens ITE		CFD6-ETI	2-3									
Siemens ITE		CJ3										
Siemens ITE		CJD6	2-3									
Siemens ITE		CJD6-ETI	2-3									
Siemens ITE		CLF	2									
Siemens ITE		CMD6	3									
Siemens ITE		CMD6-ETI	3									
Siemens ITE		CND6	3									
Siemens ITE		CPD6	3									
Siemens ITE		CQD	1-3									
Siemens ITE		E2										
Siemens ITE		E4	1									
Siemens ITE		ED2	1-3									
Siemens ITE		ED4	1-3									
Siemens ITE		ED6	1-3									
Siemens ITE		ED6-ETI	3									
Siemens ITE		EE3										
Siemens ITE		EH3										
Siemens ITE		EQP	4									
Siemens ITE		EQT OF										
Siemens ITE	F-Frame	ET										
Siemens ITE		FD6A	2-3									

LOCKOUT/TAGOUT CROSS REFERENCE CHART

IDEAL												
Standard Breaker Lockouts											EZ Panel Loc™	
Mfg.	Breaker Classification	Breaker Type	# of Poles	1-Pole Snap-On (w/hole) 44-810	120/277V Clamp On (no hole) 44-809	Cleat for #65396 44-785	480/600V Clamp On (no hole) 44-807	Cleat for #65397 44-786	Oversize 480/660V 44-823	Multi-pole w/tie bar 44-783	Snap On (SQD QO) 44-768	Clamp On (universal) 44-764
Siemens ITE		FJ2-B	2-3									
Siemens ITE		FJ3	2									
Siemens ITE		FJ6	2									
Siemens ITE		FXD6A	2-3									
Siemens ITE		FXD6-ETI	2-3									
Siemens ITE		GF	1									
Siemens ITE		HBL	1									
Siemens ITE		HBL	2-3									
Siemens ITE		HBQ	1									
Siemens ITE		HBQ	2-3									
Siemens ITE		HE4	1									
Siemens ITE		HED4	1-3									
Siemens ITE		HED6	2-3									
Siemens ITE		HFD6	2-3									
Siemens ITE		HFXD6	2-3									
Siemens ITE		HHED6	2-3									
Siemens ITE		HHFD6	2-3									
Siemens ITE		HHJD6	2-3									
Siemens ITE		HHJXD6	2-3									
Siemens ITE		HJD6	2-3									
Siemens ITE		HJD6-A	2-3									
Siemens ITE		HJXD6	2-3									
Siemens ITE		HJXD6-A	2-3									
Siemens ITE		HMD6	2-3									
Siemens ITE		HMXD6	2-3									
Siemens ITE		HND6	2-3									
Siemens ITE		HNXD6	2-3									
Siemens ITE		HPD6	3									
Siemens ITE		HPXD6	3									
Siemens ITE		HQJ2-H	3									
Siemens ITE		HQP	1									
Siemens ITE		HQP	2-3									
Siemens ITE		HQPP	1									
Siemens ITE		HQPP	2-3									
Siemens ITE		HOPPH	2									
Siemens ITE		HRD6	3									
Siemens ITE		HRXD6	3									
Siemens ITE		JD6-A	2-3									
Siemens ITE		JJ3										
Siemens ITE		JL3	3									
Siemens ITE		JXD2-A	2-3									
Siemens ITE		JXD6-A	2-3									
Siemens ITE		LL3										
Siemens ITE		MD6	2-3									
Siemens ITE		MXD6	2-3									
Siemens ITE		MXD6-ETI	2-3									
Siemens ITE		ND6	2-3									
Siemens ITE		NXD6	2-3									
Siemens ITE		PD6	3									
Siemens ITE		PXD6	3									
Siemens ITE		QJ2	2-3									
Siemens ITE		QJ2-H	2-3									
Siemens ITE		QJH2	2-3									
Siemens ITE		QP	1									
Siemens ITE		QP	2-3									
Siemens ITE		QP1	1									
Siemens ITE		QPH	1									
Siemens ITE		QPH	4									
Siemens ITE		QPH	2-3									
Siemens ITE		QPP	1									
Siemens ITE		QPP	2-3									
Siemens ITE		QPPH	1									
Siemens ITE		QPPH	2-3									
Siemens ITE		RD6	3									
Siemens ITE		RXD6	3									
Siemens ITE	Solid State Trip Ckt. Bkr.	SCMD6	3									
Siemens ITE	Solid State Trip Ckt. Bkr.	SCND6	3									
Siemens ITE	Solid State Trip Ckt. Bkr.	SHMD6	3									
Siemens ITE	Solid State Trip Ckt. Bkr.	SHND6	3									
Siemens ITE	Solid State Trip Ckt. Bkr.	SMD6	3									

LOCKOUT/TAGOUT CROSS REFERENCE CHART

TOOLS & SUPPLIES

IDEAL												
Standard Breaker Lockouts												
EZ Panel Loc™												
Mfg.	Breaker Classification	Breaker Type	# of Poles	1-Pole Snap-On (w/hole) 44-810	120/277V Clamp On (no hole) 44-809	Cleat for #65396 44-785	480/600V Clamp On (no hole) 44-807	Cleat for #65397 44-786	Oversize 480/660V 44-823	Multi-pole w/tie bar 44-783	Snap On (SQD QO) 44-768	Clamp On (universal) 44-764
Siemens ITE	Solid State Trip Ckt. Bkr.	SND6	3									
Simplex		NX	3									
Square D		EDB	1-3									
Square D		EGB	1-3									
Square D		EH4	1-3									
Square D		EHB	1-3									
Square D		EHB	2-3									
Square D		EJB	1-3									
Square D		EZ	3									
Square D	100 Amp Frame	FA	1-3									
Square D	100 Amp Frame	FAL	1-3									
Square D	100 Amp Frame	FC	3									
Square D	100 Amp Frame	FCL	2-3									
Square D	FDA 34040	FDA										
Square D	100 Amp Frame	FH	1-3									
Square D	100 Amp Frame	FHL	1-3									
Square D	100 Amp Frame	FHL-DC	3									
Square D	100 Amp Frame	FI	3									
Square D	100 Amp Frame	FIL	3									
Square D	100 Amp Frame	FY	1									
Square D	Mag Gard	GJL	3									
Square D	250 Amp Frame	KA	2-3									
Square D		KAL	2-3									
Square D		KAP										
Square D	250 Amp Frame	KC	2-3									
Square D		KCL	2-3									
Square D	250 Amp Frame	KH	2-3									
Square D		KHL	3									
Square D	250 Amp Frame	KI	2-3									
Square D	250 Amp Frame	KIL	2-3									
Square D	400 Amp Frame	LA	2-3									
Square D		LAL	2-3									
Square D	400 Amp Frame	LH	2-3									
Square D		LHL	3									
Square D		LHP										
Square D		MA	3									
Square D	1000 Amp Frame	MA	2-3									
Square D		MAL	3									
Square D	1000 Amp Frame	MH	2-3									
Square D		MHL	2-3									
Square D		ML-1	3									
Square D		ML-3	3									
Square D	250 Amp Frame	Q1B	2-3									
Square D	250 Amp Frame	Q1L	2-3									
Square D	250 Amp Frame	Q2	2-3									
Square D	250 Amp Frame	Q2H	2-3									
Square D	250 Amp Frame	Q2L	2-3									
Square D	250 Amp Frame	Q2MT	2-3									
Square D	400 Amp Frame	Q4	2-3									
Square D	400 Amp Frame	Q4L	2-3									
Square D	QO	QO	1									
Square D	QO	QO	2-3									
Square D	QO	QOB	1									
Square D	QO	QOB	2-3									
Square D	QO	QOB-H	2									
Square D	QO	QOB-VH	1									
Square D	QO	QOB-VH	2-3									
Square D	QO	QO-H	2									
Square D	Main Circuit Breaker QO	QOM1-VH	2									
Square D	Main Circuit Breaker QO	QOM2-VH	2									
Square D	QO	QO-SWN	2-3									
Square D	DIN Rail Mnt QO	QOU	1									
Square D	DIN Rail Mnt QO	QOU	2-3									
Square D	DIN Rail Mnt QO	QOU w/tie	2-3									
Square D	QO	QO-VH	1									
Square D	QO	QO-VH	2-3									
Square D	DIN Rail Mount	QYU	1									
Square D	2500 Amp Frame	RG	2-4									
Square D	2500 Amp Frame	RJ	2-4									
Square D	2500 Amp Frame	RL	2-4									
Square D		Y1										

LOCKOUT/TAGOUT CROSS REFERENCE CHART

IDEAL												
Standard Breaker Lockouts											EZ Panel Loc™	
Mfg.	Breaker Classification	Breaker Type	# of Poles	1-Pole Snap-On (w/hole) 44-810	120/277V Clamp On (no hole) 44-809	Cleat for #65396 44-785	480/600V Clamp On (no hole) 44-807	Cleat for #65397 44-786	Oversize 480/660V 44-823	Multi-pole w/tie bar 44-783	Snap On (SQD QO) 44-768	Clamp On (universal) 44-764
Sylvania GTE		QC	2									
Sylvania GTE		Type C	2									
T&B		F Frame	1-3									
Westinghouse		BA	1									
Westinghouse		BA	2-3									
Westinghouse		BA	2-3									
Westinghouse		BA	1									
Westinghouse		BAB	1									
Westinghouse		BR	1									
Westinghouse		BR	2-3									
Westinghouse		BRH	2-3									
Westinghouse		CA										
Westinghouse		DA										
Westinghouse		DK										
Westinghouse		EB	1-3									
Westinghouse		ED										
Westinghouse		EH	1-3									
Westinghouse		EHB	1-3									
Westinghouse		EHD	1-3									
Westinghouse		FA	3									
Westinghouse		FB	2-3									
Westinghouse		FD	1-4									
Westinghouse		FDB	2-4									
Westinghouse		FDC	2-4									
Westinghouse	For Fire Protect.	FP	3									
Westinghouse		GB	1-3									
Westinghouse		GBH	1-3									
Westinghouse		GHB	1-3									
Westinghouse		GR	3									
Westinghouse		HBAW	1									
Westinghouse		HBAX	1									
Westinghouse		HCA	3									
Westinghouse		HFB	1-3									
Westinghouse		HFD	1-4									
Westinghouse		HKD	3									
Westinghouse		HLA										
Westinghouse		HLB										
Westinghouse		HMC										
Westinghouse		HMCP										
Westinghouse		HNC										
Westinghouse		HQNP	3									
Westinghouse		HQP	1									
Westinghouse		JA										
Westinghouse		JD	2-4									
Westinghouse		KA	3									
Westinghouse		KB										
Westinghouse		LA	3									
Westinghouse		LB										
Westinghouse		LBB	3									
Westinghouse		LH										
Westinghouse		MA	2-3									
Westinghouse		MC	2-3									
Westinghouse		MCC	2-3									
Westinghouse		MCPO	3									
Westinghouse		NB										
Westinghouse		P	3									
Westinghouse		QBHW	1									
Westinghouse		QC	1									
Westinghouse	Quicklag C	QC	3									
Westinghouse		QCHQ	1									
Westinghouse		QHCW	1									
Westinghouse		QHCX	1									
Westinghouse		QHPW	1									
Westinghouse		QPHW	1									
Westinghouse	Quicklag P	Quicklag P										
Westinghouse		RE										
Westinghouse		RH	3									
Westinghouse		WPHX	1									
Zinsco		HQB	3									
Zinsco		QB	1									
Zinsco		QCB	2									
Zinsco		Type Q	1									
Zinsco		Type T	1									

AEROSPACE

Every aspect of the aerospace industry demands precision and accuracy. That includes wire processing – our area of expertise at IDEAL. Working with both wire manufacturers and aerospace engineers, we develop unique blades with tight tolerances that strip wire accurately and dependably.

STRIPMASTER® & STRIPMASTER LITE WIRE STRIPPERS

Wire Strippers	C-5
Blades.....	C-6
Accessories.....	C-6
Replacement Parts	C-6

CUSTOM STRIPMASTER® WIRE STRIPPERS

Wire Strippers	C-7
Blades.....	C-8
Accessories.....	C-8
Replacement Parts	C-8
MIL-Spec Application Guide	C-9

SPECIALTY WIRE STRIPPERS

Ergo-Elite Stripmaster® Wire Stripper.....	C-12
Omega Stripmaster® Wire Stripper	C-13
Pneumatic Wire Strippers.....	C-15



THE ELECTRICIAN'S
CHAMPIONTM




WIRE STRIPPING BASICS

There are two basic levels of wire stripping—precision and non-precision. The first type, precision wire stripping, is employed where extreme reliability and critical tolerances must be achieved. Aircraft, computers, aerospace, missiles, radar guidance systems, and communications systems are examples of applications where precision wire stripping is required. In many cases, the military standard is called for and meeting that standard is rigidly enforced and calls for the highest quality precision wire stripping.

The second, non-precision stripping, is used in the manufacturing of lighting fixtures, electrical appliances, automotive harnesses, etc. This requires wire strips that assure product reliability and are obtained at a relatively low cost.

For each type of wire stripping and production requirement, the best tool and/or method to get the job done right must be determined, and IDEAL Electrical is there to assist with free wire analysis.


AEROSPACE



STRIPMASTER® WIRE STRIPPERS


Stripmaster® & Stripmaster® Lite Wire Strippers

The versatile Stripmaster®/Stripmaster® Lite Wire Strippers are the standard of the industry. They incorporate a gripper that firmly holds the wire in a center-line position with the stripping hole. The lever action of the stripper offers a mechanical advantage that makes stripping easier. This aids in production applications and reduces operator fatigue. One squeeze strips the wire clean, up to a full 7/8 in. (22mm). The jaws are automatically held open to allow removal of the wire without damaging its end. This stripper virtually eliminates all nicking, cutting or fraying on non-precision wire.



Custom Stripmaster® Wire Strippers


Custom Stripmaster® Wire Strippers set the industry standard in hand-held, precision wire stripping. They provide fast, accurate wire stripping with its one-step, squeeze-action stripping and unique precision blade design. They can be customized with your choice of gripper pads and blade sets to match your wire stripping requirements. Their comfort grip handles are color-coded to help quickly identify compatible wire gage. Red handles are used for larger wire (10-14 AWG) and black handles are used for smaller wire (16-30 AWG). The blades and grippers installed in the tool are specific to the application. Optional short-stop latch and transparent wire stop increases tool versatility and insures consistent strip lengths.



AEROSPACE

Custom Stripmaster® Lite Wire Strippers

The Custom Stripmaster® Lite Wire Stripper marks the beginning of a new era of light-weight, precision wire strippers designed specifically for improved operator comfort. It utilizes the same type of precision die-blade construction and features an optional short-stop latch and transparent wire stop. Built of sturdy die-cast zinc, this compact stripper weighs 50% less than its full-sized counterparts, and will impress you with both its ease of operation and durable performance.



Ergo Elite Stripmaster® Wire Stripper

The Ergo-Elite Stripmaster® Wire Stripper offers the latest light-weight, ergonomically engineered wire stripper for the aerospace industry. The tilted wire stripping head in this sleek 5 oz. design provides better leverage and clear view for wire positioning. The advanced jaw position ensures a quality strip on a wide range of wire gauges while eliminating potential scraping of the inner conductor and leaving a squared finish. Advanced blade design has a built-in guiding system for loading the wire properly into position.



Stripmaster® & Stripmaster® Lite Wire Strippers

- One-step stripping enhances productivity
- Precision-ground, knife-type blades provide clean, accurate stripping
- Sturdy die-cast zinc frame provides long-term durability
- Stripmaster® Lite designed for smaller hands – 3/4 the size of the standard Stripmaster®
- 90-day warranty



Stripmaster® Wire Strippers and Knife-Type Blades

Specifications – Stripping Holes Offered													Replacement Blades (Pair) Part No.	Replacement Frame Part No.	Tool w/ Blades Part No.
Wire Size AWG															
6	8	10	12	14	16	18	20	22	24	26	28	30			
	•	•	•										L-4419	L-5620	45-090
		•	•	•	•	•							L-4420	L-5620	45-091
			•	•	•	•	•	•					L-4421	L-5620	45-092 or 45-292*
				•	•	•	•	•					L-4422	L-5620	45-093
•	•	This tool has a custom steel frame & custom step grippers.										L-4453	LB-1091	45-096	
					•	•	•	•	•	•			L-4994	L-5620	45-097
							•	•	•	•	•		L-5361	L-5620	45-098
	•	•				•	•						L-8763	L-5620	45-099

* Blister Card

Stripmaster® Lite Wire Strippers and Knife-Type Blades

Specifications – Stripping Holes Offered										Replacement Blades (Pair) Part No.	Replacement Frame Part No.	Tool w/ Blades Part No.	
Wire Size AWG													
12	14	16	18	20	22	24	26	28	30				
		•	•	•	•					LB-1001	LB-1421	45-671	
						•	•	•	•	LB-1002	LB-1421	45-672	
•	•	•	•	All stranded wire						LB-1003	LB-1421	45-673	
•	•	•	•	12 & 14 Solid Wire, 16 & 18 Stranded Wire							LB-1004	LB-1421	45-674

Stripmaster® Wire Strippers and Knife-Type Blades for Metric Wire

Specifications – Stripping Holes Offered														Replacement Blades (Pair) Part No.	Replacement Frame Part No.	Tool w/ Blades Part No.
Wire Size mm ²																
0.05	0.1	0.15	0.22	0.34	0.5	0.75	1	1.5	2.5	4	6	8	10			
												•	•	L-4419M	LA-2358	45-090-341
						•	•	•	•	•	•			L-4421M	LA-2358	45-092-341 or 45-292-341*
•	•	•	•	•	•									L-5361M	LA-2358	45-098-341

*Blister Card

Description	Blade Gap vertical height	Blade Only Part No.	Frame & Blade Part No.
Custom Steel frame only	—	—	LB-1091
Flat blade for 26 AWG (.40mm dia.) multi-conductor	.022 in.	LB-1151	45-890
Flat blade for 24 AWG (.00mm dia.) multi-conductor	.030 in.	LB-1152	45-891
Flat blade for 22 AWG (.64mm dia.) multi-conductor	.038 in.	LB-1153	45-892
Flat blade for 20 AWG (.00mm dia.) multi-conductor	.050 in.	LB-1154	45-893
Flat blade for 18 AWG (1.02mm dia.) multi-conductor	.060 in.	LB-1155	45-894
Flat blade for 16 AWG (1.29mm dia.) multi-conductor	.075 in.	LB-1156	45-895

Stripmaster® Lite Wire Strippers

Stripmaster® Lite Wire Strippers and Knife-Type Blades for Metric Wire

Specifications – Stripping Holes Offered									Replacement Blades (Pair) Part No.	Replacement Frame Part No.	Tool w/Blade Part No.
Wire Size mm ²											
0.05	0.1	0.15	0.22	0.34	0.5	0.75	1	1.5			
				LB-1001M	H-2909	45-671-341
.	.	.	.						LB-1002M	H-2909	45-672-341

Coax Stripmaster® Wire Strippers & Blades



Description	Repl. Blade Part No.	Tool w/Blade Part No.
Coax Stripmaster® for RG-6	LB-740	45-262
Coax Stripmaster® for RG-58	LB-742	45-264
Coax Stripmaster® for RG-59	LB-743	45-265
Coax Stripmaster® for RG-6 QuadShield	LA-3953	45-282

Coaxial Cables: two-step strip for termination, jacket and dielectric.

Stripmaster® Wire Strippers with Rectangular Holes



Description	Replacement Blades (Pair) Part No.	Tool w/ Blade Part No.
For Flat Telephone Cable (.060 in. or 1.52mm)	LB-1155	N/A
For European Flat Lamp Cord	L-8762	45-089
For SP-SPT Lamp Cord	L-4452	45-095*

*Also strips 2- and 3-conductor low-voltage wire used in E.E. and Touchplate remote control wiring system.

Optional Accessories



- Wire Stop provides uniform stripping length, range = 3/32" to 3/4"
- Short stop latches protect wire strands by limiting stripping stroke to 5/32 in. and retain slug until wire is ready for terminating.

Description	Part No.
Transparent Adjustable Wire Stop (for Stripmaster® Wire Strippers)	L-5270
Transparent Adjustable Wire Stop (for Stripmaster® Lite Wire Strippers)	LB-1195
Transparent Adjustable Wire Stop (for Metric Stripmaster® Wire Strippers)	45-2019

Replacement Parts

Description	Part No.
Replacement Frame for Stripmaster® Wire Strippers	L-5620
Replacement Frame for Stripmaster® Lite Wire Strippers	LB-1421
Replacement Moveable Gripper for Stripmaster® Wire Strippers	L-1953
Replacement Moveable Gripper for Stripmaster® Lite Wire Strippers	K-6603

Custom Stripmaster® Wire Strippers

- Strips 30 - 10 AWG solid or stranded wire
- Mil-spec die-type blades allow precision stripping
- Inner cutting hole sized to conductor and counter-bored holes sized to insulation
- Replaceable grippers
- Optional short stop-latch and transparent wire stop
- Cushioned, comfort grip handles
- Engineering service and made-to-order blades available. Contact factory for complete product and blade number listing.
- Meets SAE-AS5768 Standards
- 90-day warranty



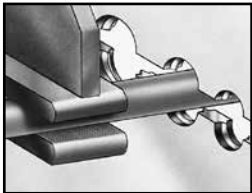
Custom Stripmaster® Lite Wire Strippers

- Custom Stripmaster® Lite is 3/4's the size of Custom Stripmaster® Wire Stripper and strips 16 - 30 AWG solid or stranded wire
- Custom Stripmaster® Lite requires one-third less hand pressure for each strip actuation
- Engineering Service and made-to-order blades available. Contact factory for complete product and blade number listing.
- Meets SAE-AS5768 Standards
- 90-day warranty

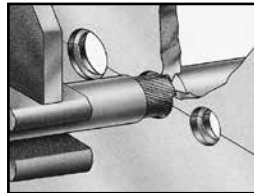


Precision Counter-bored Die-Type Blades

- Meets SAE-AS5768 Standards
- Outer counter-bore hole, sized to insulation while inner-hole cuts insulation without contacting the conductor during stripping.



Gripper pads hold the wire securely in a centerline relationship with the blade.




Die-type blades incorporate a counter-bored hole sized to the insulation and an inner cutting hole sized to the conductor. This varies depending on insulation type and thickness.

Proper tool selection can be made via our MIL-Spec application guide (pgs. C-9 through C-11) or through our free application engineering service.

Free Application Engineering Service available. Contact IDEAL Electrical for complete information at 1-800-324-9571 or download application at idealind.com.

Replacement Gripper Pads



For Custom Stripmaster® and Custom Steel Stripmaster® Wire Strippers			
Surface Type	Gripper Set* Part No.	Movable Gripper Part No.	Stationary Gripper Part No. (Thickness)
Grit**	LB-197	L-5212	L-5215 (.129 in.)
Grit**	LB-198	L-5212	L-5217 (.156 in.)
File‡	LB-721	LB-718	LB-719 (.129 in.)
File‡	LB-722	LB-718	LB-720 (.156 in.)
Parallel	LB-730	LB-727	LB-728 (.129 in.)
Parallel	LB-731	LB-727	LB-729 (.156 in.)

For Custom Stripmaster® Lite Wire Strippers			
Surface Type	Gripper Set* Part No.	Movable Gripper Part No.	Stationary Gripper Part No. (Thickness)
Grit**	LB-1188	LB-882	LB-883 (.109 in.)
File‡	LB-1189	LB-1184	LB-1185 (.109 in.)
Parallel	LB-1190	LB-1186	LB-1187 (.109 in.)

* Gripper Set includes one movable gripper and one stationary Gripper.

** Grit pads are standard for most Custom Stripmaster® and Custom Stripmaster® Lite products.

‡ For use on hard-to-grip surfaces.

Gripper pad selection depends on insulation type and user preference.

Note: For 10-14 AWG, use .129 in. stationary gripper.

For 16-30 AWG, use .156 in. gripper.

Optional Accessories



- Wire Stop provides uniform stripping length, range = 3/32" to 3/4"
- Short stop latches protect wire strands by limiting stripping stroke to 5/32 in. and retain slug until wire is ready for terminating.

Description	Part No.
Transparent Adjustable Wire Stop (for Stripmaster® Wire Strippers)	L-5270
Transparent Adjustable Wire Stop (for Stripmaster® Lite Wire Strippers)	LB-1195
Transparent Adjustable Wire Stop (for Metric Stripmaster® Wire Strippers)	45-2019
Short Stop Latch for Custom & Customer Steel Stripmaster® Wire Strippers	L-5269
Short Stop Latch for Custom Stripmaster® Lite Wire Strippers	LB-1194

Replacement Frame Assemblies with Grit Grippers

For Custom Stripmaster® Wire Strippers	Part No.
Frame only, 10-14 AWG	L-5616
Frame only, 16-30 AWG	L-5617
Frame only, 10-14 AWG, Wire Stop and Latch	L-5618
Frame only, 16-30 AWG, Wire Stop and Latch	L-5619
Frame only, 10-14 AWG, internal spring (see note)	L-9039
Frame only, 16-30 AWG, internal spring (see note)	L-9038

Note: Frames with internal springs allow additional blade penetration pressure for difficult and multi-layered insulation types.

For Custom Stripmaster® Lite Wire Strippers	Part No.
Frame only	LB-895
Frame only, Wire Stop and Latch	LB-896

For Custom Steel Stripmaster® Wire Strippers	Part No.
Frame only, 10-14 AWG	LB-1091
Frame only, 16-30 AWG	LB-1092
Frame only, 10-14 AWG, internal spring (see note)	LB-1090
Frame only, 16-30 AWG, internal spring (see note)	LB-1089

Note: Frames with internal springs allow additional blade penetration pressure for difficult and multi-layered insulation types.

MIL-SPEC APPLICATION GUIDE

	Custom Stripmaster®			Custom Stripmaster® Lite		
	Hand Tool w/ Blade	Replacement Blade Only	Wire Range AWG	Hand Tool w/ Blade	Replacement Blade Only	Wire Range AWG
5 MDI AIRFRAME TYPE A&B	45-2691	45-2691-1	10-14	N/A 45-2685	N/A 45-2685-1	N/A 16-24
5 MDI HOOK-UP TYPE C	45-2694	45-2694-1	10-14	N/A 45-2693 45-2692	N/A 45-2693-1 45-2692-1	N/A 16-22 20-26
AD	45-2824 45-2825	48-2824-1 45-2825-1	16-26 10-14	N/A N/A	N/A N/A	N/A N/A
AEP System 2112	45-2903* 45-1987	55-2903-1* 45-1987-1	16-24 16-26			
AK	45-1513	45-1513-1	16-26	45-2128 45-2129	45-2128-1 45-2129-1	16-22 20-26
AKA	45-1654 45-171 45-1608 45-170	45-1654-1 L-5211 45-1608-1 L-5210	16-26 16-26 10-14 10-14	45-2132 45-632 N/A N/A	45-2132-1 LB-912 N/A N/A	16-24 16-22 N/A N/A
AKB	45-1654 45-171 45-1608 45-170	45-1654-1 L-5211 45-1608-1 L-5210	16-26 16-26 10-14 10-14	45-2132 45-632 N/A N/A	45-2132-1 LB-912 N/A N/A	16-24 16-22 N/A N/A
BE	45-171 45-170	L-5211 L-5210	16-26 10-14	45-632	LB-912	16-22
BF	45-1773 45-1774 45-1939 55-1773*	45-1773-1 45-1774-1 45-1939-1 55-1773-1*	18-24 12-14 10-14 16-26	45-2126 45-2127	45-2126-1 45-2127-1	16-22 20-26
BMS13-48 TYPES 1-7, 25, 26, 30 (6mil Wall Thickness)	45-1551 45-2500 55-1987*	45-1551-1 45-2500-1 55-1987-1*	16-26 10-14 16-26	45-2612	45-2612-1	16-24
BMS13-48 TYPES 10-14, 27, 28, 31, 32, 35, 36 (8mil Wall Thickness)	45-1654 45-2500 45-1611 55-1987*	45-1654-1 45-2500-1 45-1611-1 55-1987-1*	16-26 10-14 10-14 16-26	45-2132	45-2132-1	16-24
BMS13-48 TYPES 8, 9, 15, 23, 24 (10mil Wall Thickness)	45-1987 45-2500 45-1611 55-1987*	45-1987-1 45-2500-1 45-1611-1 55-1987-1*	16-26 10-14 10-14 16-26	45-2133	45-2133-1	16-24
BMS13-60 TYPE 1-6, 19-21, 23-27, 33-34	45-2541 45-2543 55-2543*	45-2541-1 45-2543-1 55-2543-1*	10-14 16-26 16-24	N/A 45-2697	N/A 45-2697-1	N/A 16-24
BMS13-60 TYPE 12-18, 28-32	45-2542 45-2544	45-2542-1 45-2544-1	10-14 16-24	N/A N/A	N/A N/A	N/A N/A
BMS13-60 TYPE 13-18, 28-32	45-2686	45-2686-1	16-24	45-2698	45-2698-1	16-24
BMS13-60 TYPE 7-12	45-2565 45-2564 55-2564*	45-2565-1 45-2564-1 45-2564-1*	10-14 16-26 16-26	N/A N/A	N/A N/A	N/A N/A
BMS13-78	55-2933*	55-2933-1*	16-22			
BMS13-80	55-2934*	55-2934-1*	22-26			
CF	45-1773 45-1774 55-1773*	45-1773-1 45-1774-1 55-1773-1*	18-24 12-14 16-26	45-2126 45-2127	45-2126-1 45-2127-1	16-22 20-26
DE	45-171 45-170	L-5211 L-5210	16-26 10-14	45-632	LB-912	16-22
DK	45-1773 45-1774 45-1939 55-1773*	45-1773-1 45-1774-1 45-1939-1 55-1773-1*	10-14 12-14 10-14 16-26	N/A	N/A	N/A

AEROSPACE

MIL-SPEC APPLICATION GUIDE

	Custom Stripmaster®			Custom Stripmaster® Lite		
	Hand Tool w/ Blade	Replacement Blade Only	Wire Range AWG	Hand Tool w/ Blade	Replacement Blade Only	Wire Range AWG
DL	45-1939 55-2905*	45-1939-1 55-2905-1*	10-14 16-22	N/A	N/A	N/A
DM	45-1939 45-2811	45-1939-1 45-2811-1	10-14 16-24	N/A	N/A	N/A
DR	45-2824 45-2825 45-2828	48-2824-1 45-2825-1 45-2828-1	16-26 10-14 16-26	N/A N/A N/A	N/A N/A N/A	N/A N/A N/A
JN 1007 CH 002 TO 012	45-2775 55-2775*	45-2775-1 55-2775-1*	16-24 16-24			
JN 1007 CH 020 to 030	45-2776	45-2776-1	12-14			
MIL-W-16878/4	45-1611	45-1611-1	10-14	N/A	N/A	N/A
MIL-W-16878/5	45-174	L-5563	16-26	45-635	LB-915	16-22
MIL-W-22759/11/12/22/23	45-177 55-5560* 45-178	L-5560 55-5560-1* L-5561	16-26 16-26 26-30	45-2138 45-2139 45-640	45-2138-1 45-2139-1 LB-920	16-24 18-26 24-30
MIL-W-22759/16/17	45-1611 45-1987 55-1987*	45-1611-1 45-1987-1 55-1987-1*	10-14 16-26 16-26	N/A 45-2133 45-2118	N/A 45-2133-1 45-2118-1	N/A 16-24 20-26
MIL-W-22759/18/19	45-1608 45-1551	45-1608-1 45-1551-1	10-14 16-26	N/A 45-2612 45-2125	N/A 45-2612-1 45-2125-1	N/A 16-24 20-26
MIL-W-22759/32/33/44/45/46	45-1987 55-1987* 45-1654	45-1987-1 55-1987-1* 45-1654-1	16-26 16-26 16-26	45-2133 45-2118 45-2132 45-2114	45-2133-1 45-2118-1 45-2132-1 45-2114-1	16-24 20-26 16-24 20-26
MIL-W-22759/7/8	55-1500*	55-1500-1*	16-22	N/A	N/A	N/A
MIL-W-22759/80/81/82/91/92	45-2542 45-2544 55-2693*	45-2542-1 45-2544-1 55-2693-1*	10-14 16-24 16-26	N/A 45-2693 45-2692	N/A 45-2693-1 45-2692-1	N/A 16-22 20-26
MIL -W-22759/83/84/85/86/87/88/89/90	45-2541 45-2543 45-2618 55-2685*	45-2541-1 45-2543-1 45-2618-1 55-2685-1*	10-14 16-26 16-26 16-26	N/A 45-2685 45-2799	N/A 45-2685-1 45-2799-1	N/A 16-24 16-24
MIL-W-24640/19/22/23/24	45-1957	45-1957-1	14-22	N/A	N/A	N/A
MIL-W-25038/3	55-2901*	55-2901-1*	16-22			
MIL-W-5086 TYPE I	45-1192	45-1192-1	8-12	N/A	N/A	N/A
MIL-W-5086 TYPE II	45-1159 45-1302	45-1159-1 45-1302-1	10-14 16-22	N/A N/A	N/A N/A	N/A N/A
MIL-W-5086/1/7	45-171	L-5211	16-26	45-634	LB-914	24-30
MIL-W-81044/11/12/13	45-1611 45-2500 45-1987 55-1987* 45-178	45-1611-1 45-2500-1 45-1987-1 55-1987-1 L-5561	10-14 10-14 16-26 16-26 26-30	N/A N/A 45-2133 45-2118 45-640	N/A N/A 45-2133-1 45-2118-1 LB-920	N/A N/A 16-24 20-26 24-30
MIL-W-22759/34/35/41/42/43	45-1611 45-2500 45-1987 55-1987* 45-178	45-1611-1 45-2500-1 45-1987-1 55-1987-1 L-5561	10-14 10-14 16-26 16-26 26-30	N/A N/A 45-2133 45-2118 45-640	N/A N/A 45-2133-1 45-2118-1 LB-920	N/A N/A 16-24 20-26 24-30
MIL-W-81044/16/17	45-1611 45-1610	45-1611-1 45-1610-1	10-14 16-26	N/A N/A 45-2112 45-2131	N/A N/A 45-2112-1 45-2131-1	N/A N/A 20-26 16-24
MIL-W-81044/4/5/6	45-170	L-5210	10-14	45-632 45-633	LB-912 LB-913	16-22 20-26

MIL-SPEC APPLICATION GUIDE

	Custom Stripmaster®			Custom Stripmaster® Lite		
	Hand Tool w/ Blade	Replacement Blade Only	Wire Range AWG	Hand Tool w/ Blade	Replacement Blade Only	Wire Range AWG
MIL-W-81044/8/9/10	45-173 45-174 45-175 55-2901*	L-5662 L-5563 L-5564 55-2901-1*	10-14 16-26 26-30 16-26	N/A 45-635 45-637 45-636	N/A LB-915 LB-917 LB-916	N/A 16-22 24-30 20-26
MIL-W-81381/1/2/6/7/8/9/10/17/21	45-1609 45-1551 45-178	45-1609-1 45-1551-1 L-5561	10-14 16-26 26-30	N/A 45-2612 45-2125 45-640	N/A 45-2612-1 45-2125-1 LB-920	N/A 16-24 20-26 24-30
MIL-W-81381/11/12/13/14/22	45-1608 45-1654 45-178	45-1608-1 45-1654-1 L-5561	10-14 16-26 26-30	N/A 45-2114 45-2132 45-640	N/A 45-2114-1 45-2132-1 LB-920	N/A 20-26 16-24 24-30
MIL-W-81381/17/21	45-1523 45-1672 45-1633 55-1633*	45-1523-1 45-1672-1 45-1633-1 45-1633-1*	16-26 16-26 16-26 16-26	45-2120 45-2121 N/A N/A	45-2120-1 45-2121-1 N/A N/A	20-26 16-24 N/A N/A
MIL-W-81381/18/19/20	45-1609 45-1672 45-1551	45-1069-1 45-1672-1 45-1551-1	10-14 16-26 16-26	N/A 45-2612 45-2125	N/A 45-2612-1 45-2125-1	N/A 16-24 20-26
MIL-W-81381/3/4	45-175	L-5564	26-30	45-637	LB-917	24-30
MIL-W-85485/5/6/7/8	45-1925 45-1924	45-1925-1 45-1924-1	10-14 16-24	N/A N/A	N/A N/A	N/A N/A
MIL-W-85485/9/10	45-1610	45-1610	16-26	45-2131	45-2131-1	16-24
MIL-W-85485/9/10/11/12	45-1611	45-1611-1	10-14	N/A	N/A	N/A
PAN 6411 DP 002 TO 012	45-2801	45-1773-1	16-24	45-2126 45-2127	45-2126-1 45-2127-1	16-22 20-26
PAN 6411 DP 020 & 030	45-2802	45-1774-1	12-14	N/A	N/A	N/A
PAN 6420 YR 004 TO 006	55-2903*	55-2903-1*	16-26			
PAN 6429 BE 002 TO 006	45-171	L-5211	16-24	45-632	LB-912	16-22
PAN 6588TW002	55-2775*	55-2775-1*	16-24			
Raychem 44A021X, 44/051X	45-176	L-5559	10-14	N/A	N/A	N/A

AEROSPACE

ERGO-ELITE STRIPMASTER® WIRE STRIPPER

- Ergonomically engineered for superior comfort, balance and control
- Tool constructed of rigid polymer reinforced with carbon fiber providing excellent strength at 40% the weight of metal hand tools
- Unmatched Mil-Spec precision blades with a patented, revolutionary design
- Tilted head assembly maintains a neutral wrist posture allowing an unobstructed view of wire positioning
- One-step stripping action, grips, penetrates and removes wire insulation with unmatched precision in one effortless squeeze



Accessories

Description	Part No.
Ergo-Elite Stripmaster® Frame Only, less blades	LB-4617
Ergo-Elite Stripmaster® Frame w/grit pad, less blades	LB-4618
Ergo-Elite Stripmaster® Frame w/parallel pad, less blades	LB-4619
Gripper Set, Ergo-Elite Stripmaster®, Crit	LB-4620
Gripper Set, Ergo-Elite Stripmaster®, Parallel	LB-4621
Ergo-Elite Stripmaster® Wire Stop	LB-1904
Blade Cover, Purple	IA-5170
Blade Cover, Red	IA-5171
Blade Cover, Blue	IA-5173

MIL-Spec Reference Chart

Wire Specification	Part No. Complete Assy.	Part No. Blade Only	Wire Range AWG	Wire Specification	Part No. Complete Assy.	Part No. Blade Only	Wire Range AWG
MIL-W-16878/4	55-5560	55-5560-1	16 – 26	ASN-E0261-CF EN2266	55-1773	55-1773-1	16 – 26
AEP System 2112	55-2903	55-2903-1	16 – 24	ASN-E0262-DK	55-1773	55-1773-1	16 – 26
MIL-W-22759/7/8	55-1500	55-1500-1	16 – 22	BMS 13-31	55-1500	55-1500-1	16 – 22
MIL-W-22759/11/12	55-5560	55-5560-1	16 – 26	BMS 13-52	55-2934	55-2934-1	22 – 26
MIL-W-22759/32-46/16/17	55-1987	55-1987-1	16 – 26	BMS 13-48 (10, 8, 6 MIL)	55-1987	55-1987-1	16 – 26
Mil-W-22759/81/82/91/92	55-2693	55-2693-1	16 – 26	BMS 1358	55-2904	55-2904-1	16 – 22
MIL-W-22759/83 thru /90	55-2685	55-2685-1	16 – 26	BMS 1360 type 1-6, 17, 18,	55-2543	55-2543-1	16 – 24
MIL-W-25038/3	55-2902	55-2902-1	16 – 22	BMS 1360 types 7 thru 12	55-2564	55-2564-1	16 – 24
MIL-W-81044/9/10	55-2901	55-2901-1	16 – 24	BMS 13-78	55-2933	55-2933-1	16 – 22
MIL-W-81044/11/12/13	55-1987	55-1987-1	16 – 26	"DL" ASNE EO 437	55-2905	55-2905-1	16 – 22
5 Mil Kapton	55-1633	55-1633-1	16 – 26	PAN 6588TW002	55-2775	55-2775-1	1.2 – 0.2
ASN-E0260-BF	55-1773	55-1773-1	16 – 26	JN 1007 CH	55-2775	55-2775-1	0.2 – 0.12

Omega Stripmaster® Wire Stripper



Capable of reaching into tight spaces.

- Capable of reaching into tight spaces
- Adjustable transparent wire stop for precision strip lengths
- Cushioned comfort grip
- Multi-colored grips available to differentiate wire gauges, wire types or strip lengths
- Replaceable blades (sold separately)

Description	Part No.
Omega Stripmaster® Wire Stripper	65-0150

Blades

- Die-type blades help provide proper alignment and a quality strip.
- Blades sold separately
- Submit wire samples to determine the proper precision blade for application
- Precision blades available for use with Mil-Spec wire.



V-Notch Wire Cutter

- Full bypass shear cutter
- Spring loaded
- Provides precision wire cutting and trimming
- Preserves wire symmetry



Description	Part No.
V-Notch Cutter	45-353

T®-Cutter Lite Wire Cutter

- Knife-type blade provides a shear-type cut
- Lightweight, compact design with cushioned ESD grip
- Perfect for copper and aluminum wire



Description	Part No.
T®-Cutter Lite Wire Cutter	45-260

PNEUMATIC WIRE STRIPPERS

- Hand-held pneumatic powered wire strippers for various single wire conductors
- Interchangeable blade offers versatility using either the Custom Stripmaster® Die-Type blade series for Mil-Spec wire stripping applications or the standard Stripmaster® Knife-Type blade series for general purpose wire stripping
- Rotating stripping head for ease of left-hand or right-hand operation
- Adjustable Speed Control allows the operator to regulate the speed of the stripping operation
- In-line stripping reduces potential blade contact with conductors

Technical Information

		45-2530	45-600	45-650
Strip Lengths	Minimum:	1/8 in.		
	Maximum:	1/2 in.		
Dimensions	Length:	6-5/8 in.	7-7/8 in.	8-7/8 in.
	Width:	2 in. dia.	1-1/2 in. dia.	1-7/8 in. dia.
	Height:	2-5/8 in.	2-1/2 in.	2-5/8 in.
	Weight:	1.75 lb.	1.65 lb.	2.32 lb.
Air Requirements (5CFM/Cycle)		.002	.002	.004
PSI Requirements		80-120 PSI	80-120 PSI	95-120 PSI
Air Hose Length		9 ft.		
Warranty		1-Year Limited		

Rotating Stripping Head



Standard Pneumatic Wire Stripper

- Uses Custom Stripmaster® and standard Stripmaster® 16-30 AWG blades.
- Blades sold separately.
- Refer to specification charts for Stripmaster® and Custom Stripmaster® blade selection.
- For Mil-Spec blades not referenced in this catalog, refer to the Aerospace Catalog or take advantage of our free Applications Engineering service for wire evaluation.



Description	Part No.
Standard Pneumatic Wire Stripper	45-2530

Lite Pneumatic Wire Stripper

- Uses Custom Stripmaster® Lite and standard Stripmaster® Lite 16-30 AWG blades.
- Blades sold separately.
- Refer to specification charts for Stripmaster® Lite and Custom Stripmaster® Lite blade selection.
- For Mil-Spec blades not referenced in this catalog, refer to the Aerospace Catalog or take advantage of our free Applications Engineering service for wire evaluation.



Description	Part No.
Lite Pneumatic Wire Stripper	45-600

Heavy-Duty Pneumatic Wire Stripper

- Uses Custom Stripmaster® and standard Stripmaster® 10-30 AWG blades.
- Blades sold separately.
- Refer to specification charts for Stripmaster® and Custom Stripmaster® blade selection.
- For Mil-Spec blades not referenced in this catalog, refer to the Aerospace Catalog or take advantage of our free Applications Engineering service for wire evaluation.



Description	Part No.
Heavy-Duty Pneumatic Wire Stripper	45-650

Pneumatic Wire Stripper Accessories

Description	Part No.
Wire Stop (45-2530 & 45-650)	L-5270
Wire Stop (45-600)	LB-1195
Air Regulator (45-2530, 45-650 & 45-600)	45-906

FREE APPLICATION ENGINEERING SERVICE

Whatever your particular wire or cable preparation challenge, we're ready to assist you with practical solutions. Simply send us at least five feet of your wire or cable and complete the questionnaire below. Copy this form and mail to:

IDEAL INDUSTRIES, INC.
Precision Tool Lab
Attn: Wire Stripping Applications Analysis
1800 S. Prairie Drive; Sycamore, Illinois 60178

We'll quickly recommend a practical stripping or cutting solution designed to meet your needs. Remember, this is a free service that we're eager to provide whenever you need it.

For immediate assistance, call our Industrial Support Line at 800-324-9571 or e-mail industrial@idealindustries.com.

Wire Stripping Recommendations

Completion of this information is a request for recommended tools or equipment only and does not place the individual or the company inquiring under any obligation to purchase. This is a free service of IDEAL INDUSTRIES, INC., Sycamore, Illinois.

Please enclose at least **five feet of your wire or cable** and answer the following questions to expedite a reply for your particular application.

1. Method Preference:

A. Hand Type

B. Production Strippers

1. 45-930 STP Stripping System

2. 45-950 Stripmaster® Model 950 Wire Stripper

2. Stripping Tolerance:

A. Precision

B. Non-Precision

3. Present Method: _____

4. Type of Insulation: _____

Customer Information

Please enclose business card or complete the following:

Name _____

Title _____

Company _____

Street _____

City _____ State _____ Zip _____

Phone _____ Fax _____

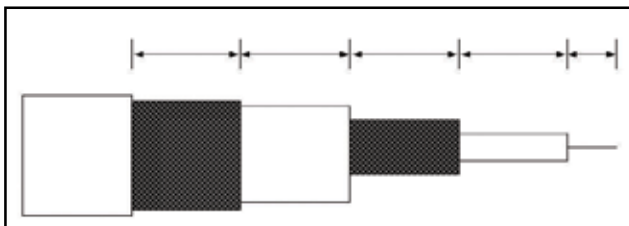
E-mail _____

5. Wire Gauge: _____

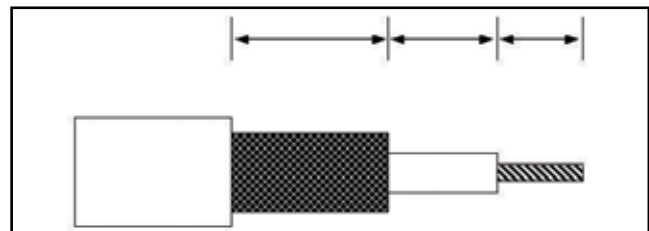
6. MIL-Spec: _____

7. Number of Strips per Day: _____

Triaxial Cable



Coax Cable



5. Remarks: _____

TEST & MEASUREMENT

IDEAL has been in the Electrical Test & Measurement Business for over 80 years. Throughout that time we have remained dedicated to providing the professional electrician with the tools and support required to safely and efficiently verify and analyze electrical systems and equipment. So, whether you are conducting routine measurements, testing installed devices, checking branch circuit integrity, locating breakers, tracing wires, or verifying grounding integrity, IDEAL has the tools to help you get the job done safely and efficiently.

CIRCUIT TRACERS

Circuit Tracers..... D-4

CLAMP METERS

TightSight® Clamp Meters.....D-7
Miscellaneous Clamp Meters..... D-8

BRANCH CIRCUIT ANALYSIS AND TESTING

Circuit Analyzer.....D-11
Circuit Breaker FinderD-12
Multimeters.....D-13
Voltage Testers.....D-14
Receptacle TestersD-14
Non-Contact Voltage TestersD-15

SPECIALTY TESTERS

Ground Resistance MetersD-15
Insulation TestersD-15
Light Meter.....D-16
Phase & Rotation Testers.....D-16

ACCESSORIES

Adapters.....D-17
ThermocouplesD-17
Carrying CasesD-18

SURETRACE™
CIRCUIT TRACER
Page D-3



THE ELECTRICIAN'S
CHAMPION™ 

SURETRACE™ CIRCUIT TRACERS

IDEAL, a leader in Circuit Tracing technology, has released the latest generation of circuit tracers with refinements in performance, ease-of-use and safety.

Performance

- Four defined ranges let you quickly select the proper sensitivity for your job
- Easy-to-replace AA batteries

Ease-of-Use

- Super-bright OLED display (61-957 and 61-959) indicates a numeric value between 0 and 99, providing a quick and easy way to determine received signal strength
- Audible indication with variable tone assists in locating signal source
- Peak detection provides instantaneous signal strength feedback
- SureTrace™ Circuit Tracers feature a rotating display. Regardless of the receiver orientation, the display automatically adjusts itself to a vertical position for easy reading.

Safety

- Designed for durability and safety
- CAT III 600V
- High energy fuse

Features

- Can be used on circuits 0-600V AC/DC
- The transmitter is compatible with DC, 50 & 60Hz voltage from 0-600 volts. It is not compatible with the output of dimmer switches, variable frequency drives and any non-standard waveform.
- Identifies breakers and fuses
- Pinpoints opens and shorts
- Traces wires behind walls

⚡ CertainCircuit™

After the correct breaker has been identified and tripped, the transmitter senses the loss of power and sends a different signal back to the receiver at the panel to give the user confidence that the right circuit has been de-energized.



Energized



De-energized



Exclusive Rotating Display



Pinpoints Opens & Shorts



Traces behind walls



Traces on de-energized circuits



Inductive Clamp



SureTrace™ Circuit Tracers

- Receiver display rotates automatically for easy viewing
- Identifies breakers and fuses with CertainCircuit™ detection
- Pinpoints opens and shorts
- Traces wires
- "0-99" display of signal strength
- Audible indication intensifies in tone/pitch with signal strength
- Works on energized or de-energized circuits (0 - 600V AC/DC)
- Four sensitivity levels
- Peak reading bar graph
- 2-year warranty



Description	Part No.
Receiver with super-bright OLED Rotating Display (in 90° increments) – Kit includes Transmitter TR-955, Receiver RC-959, Lead Set TL-956, Inductive Clamp IC-958, Battery Pack BP-958 & Strap 61-565, Hard Carrying Case C-959, Batteries and Instruction Manual	61-959
Receiver with super-bright OLED Rotating Display (in 90° increments) – Kit includes Transmitter TR-955, Receiver RC-959, Lead Set TL-956, Hard Carrying Case C-957, Batteries and Instruction Manual	61-957
Receiver with Rotating red LED Display (in 180° increments) – Kit includes Transmitter TR-955, Receiver RC-955, Lead Set TL-956, Hard Carrying Case C-955, Batteries and Instruction Manual	61-955

Kit Components	61-959	61-957	61-955
Transmitter	TR-955	TR-955	TR-955
Receiver	RC-959	RC-959	RC-955
Tracer Test Lead Set	TL-956	TL-956	TL-956
Inductive Clamp Transmitter	IC-958	–	–
Battery Pack & Strap (61-565)	BP-958	–	–
Hard Carrying Case	C-959	C-957	C-955
Batteries	•	•	•
Instruction Manual	•	•	•
Battery Pack Strap	61-565	–	–

Notes:

- Circuit breaker identification is not possible using the inductive clamp. Connect directly to the H-N for breaker or fuse identification.
- The inductive clamp is intended for use on de-energized closed loop circuits, low voltage conductors, or live circuits up to 120V AC with less than 5 Amps of current flowing.
- All instruction manuals are included and are available on-line at <http://www.idealind.com/ideal-electrical/us/en/products/test-measurement/circuit-tracers/suretrace-circuit-tracer-61-959.aspx#resources>.

Cases only compatible with current components.



Visit idealcircuit-tracer.com for complete information and "How-To Videos."

RC-959 Receiver

- Super-bright OLED display
- Rotating display (in 90° increments)
- Displays 0-99 numeric signal strength
- Four sensitivity levels
- CertainCircuit™ detection
- Peak reading bar graph
- Audible indication (variable pitch/tone)
- Displays battery life remaining
- Supplied with 3 AA batteries



Description	Part No.
Receiver	RC-959

RC-955 Receiver

- Red LED display (suitable for indoor lighting conditions)
- Rotating display (in 180° increments)
- Displays 0-99 numeric signal strength
- Four sensitivity levels
- CertainCircuit™ detection
- Peak reading bar graph
- Audible indication (variable pitch/tone)
- Displays battery life remaining
- Supplied with 3 AA batteries



Description	Part No.
Receiver	RC-955

TR-955 Transmitter

- Rated for use on circuits from 0 to 600V AC/DC
- Works on de-energized circuits
- Can be used on GFCI protected circuits
- Indicates presence of AC/DC voltage
- DC and clean 50 and 60Hz waveforms only, incompatible with VFD outputs.
- Low battery indicator
- Supplied with 4 AA batteries



Description	Part No.
Transmitter	TR-955

Accessories

TL-956 Lead Adapter Kit



CR-959

Inductive Clamp & Battery Pack

- Induces a signal in a conductor
- 1 in. jaw opening/6 ft. cord
- Works on de-energized circuits and energized circuits up to 120VAC, with less than 5 amps, also low voltage wiring & metal conduit
- Powered solely by a separate battery pack (supplied with 8 C-cell batteries)
- Battery pack has magnetic strap for hanging in panels



Description	Part No.
Inductive Clamp	IC-958
Battery Pack	BP-958

Included in 61-659 kit only.

Replacement Parts	Part No.
Cradle for Receiver (threaded for use on standard extension pole)	CR-959
Fuse (for TR-955 Transmitter) - Contact Technical Services for information/availability	F-956
Lead/Adapter Kit (contains items 1 through 6 below)	TL-956
1. 3 ft. Lead Adapters for Transmitter (set of 2)	—
2. 25 ft. Lead Adapter for Transmitter	—
3. Alligator Clips for Lead Adapters (set of 2)	—
4. Blade Prongs for Lead Adapters (set of 2)	—
5. Prong for Lead Adapters	—
6. Outlet Plug Adapter for Transmitter	—

TEST & MEASUREMENT

TIGHTSIGHT™ CLAMP METERS

Problem: Have you ever had to measure the circuit current in a confined, dimly lit and hard to reach location?

Solution: IDEAL TightSight™ Clamp Meter! This meter allows the user to safely and easily view current measurements with the exclusive second TightSight® display.



Safety

- Patented TightSight™ display lets you easily view readings while keeping your head at a safe distance from the panel – no more need to twist the meter or risk pulling on an energized conductor
- Easy-to-read backlit display with large numbers and icons so you can always see the correct reading
- Selectable audible and visual alerts when potentially hazardous voltages are detected at the probe terminals
- Electronic overload protection on all ranges
- Supplied with test leads complying with UL 61010-031

Productivity

- Read instantaneous values while clamped instead of holding the reading, unclamping, moving and then viewing
- Hook tip for easy wire separation and tapered jaws for reaching into tight spaces
- Help troubleshoot with min and max value readings over a period, i.e. nuisance tripping and power supply fluctuations
- True RMS provides accurate readings of non-sinusoidal voltages and currents
- Broad current range from 0 to 1000 amps (61-770 series) covers multiple applications
- Large jaw diameter for cables up to 2" (51mm) in diameter (770 series only)

Value

- Includes carrying case and test leads with alligator clip
- Full AC/DC capabilities: the TightSight™ is equally adaptable for both AC and DC current measurement requirements – such as solar, public transportation, and battery backup applications (Models 61-765 & 61-775)
- Calibration services available
- 2-year warranty

Visit clamp-meter.com for more information.



TightSight™ 1000A Clamp Meters

- TightSight™ bottom display
- Tapered jaws with hook tip
- True RMS current and voltage
- AC/DC Voltage
- Audible continuity
- High frequency rejection*
- Peak hold
- Max/min hold
- Data hold
- Selectable audible and visual alerts when potentially hazardous voltages are detected at the probe terminals
- Selectable auto power off
- Backlit display
- Low battery indicator



* Reads accurately on noisy electrical circuits.

Description	Part No.
1000A AC Clamp Meter	61-773
1000A AC/DC Clamp Meter	61-775

Includes: Carrying Case and Test Leads w/Alligator Clips.

TightSight™ 660A Clamp Meters

- TightSight™ bottom display
- Tapered jaws with hook tip
- True RMS current and voltage
- AC/DC Voltage
- Audible continuity
- High frequency rejection*
- Peak hold
- Max/min hold
- Data hold
- Selectable audible and visual alerts when potentially hazardous voltages are detected at the probe terminals
- Selectable auto power off
- Backlit display
- Low battery indicator



* Reads accurately on noisy electrical circuits.

Description	Part No.
660A AC Clamp Meter	61-763
660A AC/DC Clamp Meter	61-765

Includes: Carrying Case and Test Leads w/Alligator Clips.

Specifications	Range & Resolution				Accuracy
	61-773	61-775	61-763	61-765	
AC Current	0.0-999.9A		0.0-660.0A		2.0%
DC Current	—	0.0-999.9A	—	0.0-660.0A	2.0%
AC Voltage	0.0-750.0V				1.0%
DC Voltage	0.0-999.9V				1.0%
Resistance	0.0-999.9Ω				1.5%
Capacitance	0.0-999.9μF				5.0%
Continuity	0.0-999.9Ω				Audible @ <30Ω
Frequency (clamp head or test leads)	20.0-400.0Hz				0.5%
Jaw Size	2" (51mm)		1.42" (36mm)		—

Accessories	Part No.
Test Leads w/Large Alligator Clip	TL-770
Nylon Carrying Case (for 61-763 & 61-765)	C-760
Nylon Carrying Case (for 61-773 & 61-775)	C-770



Clamp-Pro™ Clamp Meters 600 Amp (740 Series)



- Measures up to 600A AC
- Non-contact voltage indicator (70V-600VAC)
- Audible continuity
- Tapered jaws with hook tip
- Auto/manual ranging
- Data hold
- Auto power off
- Low battery indicator



Description	Part No.
600A AC Clamp Meter	61-744
600A AC Clamp Meter w/TRMS	61-746

Includes: Carrying Case and Test Leads.

Specifications	Range & Resolution	Accuracy
AC Current	40.00/400.0/600A	1.7%
AC Voltage	400.0/600 V	1.2%
DC Voltage	400.0/600 V	0.5%
Resistance	400.0/4.000k/ 40.00k 400.0k/4.000M/40.00M Ω	1.0%

Jaw opening is 1.25" (32mm).

4-in-1 Test Tool



- 200AAC current capability
- Non-contact voltage (40-600VAC)
- Visual, audible and tactile (shaker) indication of high AC/DC voltage at terminals
- Clean voltage indicator
- Max hold
- Audible continuity
- Low battery indication
- Integral lead storage
- Auto power off
- Ergonomic hourglass shape
- Compact clamp head



Description	Part No.
4-in-1 Test Tool w/TRMS, Backlight	61-704

Includes: Carrying Case and Silicone Test Leads.

Specifications	Range & Resolution	Accuracy
AC Voltage	2000m/200.0/750 V	1.2%
DC Voltage	2000m/200.0/1000 V	0.5%
AC Current	200A	3.0%
Resistance	200.0/200.0k Ω	1.0%
Capacitance	200.0μ F	3.0%

Jaw opening is 1.3" (33mm).

Clamp Meter Selection Guide


	700	740 Series		760 Series		770 Series		
	61-704	61-744	61-746	61-763	61-765	61-773	61-775	
CLAMP METER SELECTION GUIDE								
MEASUREMENT FUNCTIONS								
AC Voltage	•	•	•	•	•	•	•	
DC Voltage	•	•	•	•	•	•	•	
AC Current	•	•	•	•	•	•	•	
DC Current					•		•	
Resistance	•	•	•	•	•	•	•	
Audible Continuity	•	•	•	•	•	•	•	
Diode Test	•							
Capacitance	•			•	•	•	•	
Frequency				•	•	•	•	
FEATURES								
Display Type (Digital)	D	D	D	D	D	D	D	
AC Current Capacity - Amps	200	600	600	660	660	1000	1000	
DC Current Capacity - Amps					660		1000	
True RMS	•		•	•	•	•	•	
Auto Ranging	•							
Auto/Manual Ranging		•	•	•	•	•	•	
Data Hold		•	•	•	•	•	•	
Max Hold	•							
Peak Hold				•	•	•	•	
Min/Max				•	•	•	•	
DCA Zero					•		•	
Auto Power Off	•	•	•	•	•	•	•	
Non-Contact Voltage Indication	•	•	•					
Harmonics Indicator	•							
Vibration Mode	•							
Backlight	•			•	•	•	•	
Low Battery Indication	•	•	•	•	•	•	•	
High Voltage Warning	•			•	•	•	•	
Overload Protection on all Ranges	•	•	•	•	•	•	•	
Conductor Size - Inches (mm)	1.3" (33)	1.5" (38)	1.5" (38)	1.4" (36)	1.4" (36)	2.0" (51)	2.0" (51)	
Warranty (years)	2	2	2	2	2	2	2	
CERTIFICATIONS								
UL 61010 Listed	•	•	•	•	•	•	•	
Category Safety Rating at 600 volts		III	III	IV	IV	IV	IV	
Category Safety Rating at 1000 volts	III			III	III	III	III	

TEST & MEASUREMENT

BRANCH CIRCUIT ANALYSIS & TESTING

Proper wiring is crucial to ensure safety and performance of Branch circuits. From a safety perspective, shock hazards and fires are mainly due to poor installation or failure of protective devices, such as GFCIs. From a performance perspective, electrical equipment and high-tech devices are found everywhere in residential and commercial buildings. They require reliable power to operate and function properly and to ensure their longevity.

IDEAL has a long history of providing the professional electrician with the tools and knowledge required to safely and efficiently verify and analyze Branch Circuits. So, whether you are: conducting routine measurements, testing installed devices or the integrity of a Branch Circuit, locating a breaker, or tracing wires, IDEAL has the tools for the job.



TEST & MEASUREMENT




SureTest® Circuit Analyzer

Have wiring issues ever required you to remove multiple outlet covers and pull outlets out of their boxes to look for a problem? Have you ever suspected that wiring integrity is the issue but your meter shows 120 volts and your receptacle tester indicates wiring is correct?

The SureTest® Circuit Analyzer from IDEAL is a comprehensive branch circuit analyzer that allows you to “look behind the walls” to find wiring problems, saving you time and money while letting you get the job done with safety and confidence.

SureTest Circuit Analyzer finds many of the toughest problems:

Bootleg Grounds have been fooling inspectors for years when checking circuits for integrity. Receptacle (Plug) testers test for voltage and can't identify this improper wiring condition. Bootleg grounds set up the potential for dangerous undetected fault conditions.



Traditional receptacle test indicates circuit is good.

Solution: The SureTest® by IDEAL can't be fooled, its advanced processing software gives it the capability to quickly identify bootleg grounds within 15 ft. of the outlet being tested.



IDEAL SureTest™ clearly identifies a fault with the ground.

Improper Installations can result in electrical fire hazards, personal shock hazards, and premature equipment failure.



Improper solid wire connection. Improper stranded wire connection. Improperly torqued circuit breaker lugs.

Solution: The SureTest® measures and displays individual Line Impedance giving the electrician/inspector valuable insight as to whether a particular conductor is the problem due perhaps to faulty splicing, overly long conductor runs, or undersized wire gauge.



Excessive voltage drop in a circuit can cause lights to flicker or burn dimly, heaters to heat poorly, and motors to run hotter than normal and burn out. It also causes overheating of components, often resulting in expensive damage or fire.

- Measures voltage drop under load*
- Hot, neutral, and ground conductor impedances
- Estimates Load on Line (ELL) up to 15A
- Tests GFCIs and EPDs for proper operation
- Super-bright OLED display
- True RMS
- Identifies proper wiring in 3-wire receptacles
- Identifies false (bootleg) grounds
- Tests without disturbing sensitive loads
- Verifies isolated grounds (with 61-176 adapter)
- 2-year warranty

*12A, 15A, 20A load tests

Solution: SureTest® measures the line voltage under simulated load conditions. Results are displayed for 12A, 15A, and 20A loads.



Description	Part No.
SureTest® Circuit Analyzer	61-164

Includes: Carrying Case and Extension Cord.

The SureTest® Circuit Analyzer is designed for use on 120 VAC clean power, (no dimmer switches), Hot to Neutral and ground only. Certain calculations are not possible when no ground is present. It is protected against inadvertent connection to 240 volts but should be unplugged IMMEDIATELY and no buttons should be pressed. It is not intended for use on split (balanced) 60-60 volts systems.

Specifications	Range & Resolution	Accuracy
AC Voltage	85.0 - 265.0 VAC	1.0%
Frequency	45.0 - 65.0 Hz	1.0%
Impedance	0.00 - 3.00 Ω	5.0%
Ground-Neutral Voltage	0.0 - 24.0 VAC	2.0%
% Voltage Drop 12A, 15A, 20A load tests	0.1% - 50.0%	5.0%
GFCI Test Current/Time	6.0 - 9.0 mA 0.0 - 6500 mS	2.0%

Accessories	Part No.
Ground Continuity Adapter	61-175
Isolated Ground Adapter	61-176
Alligator Clip Adapter	61-183
1' Extension Cord	61-182
Nylon Carrying Case	61-179

Circuit Breaker Finder w/GFCI Receptacle Testing and Non-Contact Voltage Sensing

Locating breakers is often a two person job, one turning off breakers, the other waiting to see when a specific circuit is de-energized. It is frequently done by trial and error, or even by dangerously grounding a wire to the box to trip a breaker.

When locating breakers becomes needlessly time consuming and short cuts are taken, nobody wins. It was with this challenge in mind that IDEAL developed the Digital Circuit Breaker Finder.

The patented 61-534 Digital Circuit Breaker Finder from IDEAL makes locating breakers in AC circuits quick and easy. No need to interrupt the supply - simply plug the transmitter into an outlet, then two quick passes of the receiver over the breakers will reveal the associated breaker with clear audible and visual indicators. The 61-534 Digital Circuit Breaker Finder enables safe and reliable working by taking the guesswork out of circuit identification.

The IDEAL 61-534 Circuit Breaker Finder provides three testers in one device. The receiver identifies breakers by detecting a signal applied to the branch circuit by the transmitter, and additionally incorporates a non-contact voltage sensing function. The transmitter also works as a GFCI receptacle tester, allowing you to verify AC is present in an outlet and to detect nearly all common improper wiring conditions. So you get the functionality of a circuit breaker finder, a non-contact voltage tester, and a GFCI receptacle tester in one versatile tool.



Features & Specifications Transmitter

- Triple function - acts as a Signal Transmitter, Polarity Indicator and GFCI Receptacle Tester
- Tests for correct wiring, open ground, reverse polarity, open hot, open neutral, hot on neutral, hot and ground reversed with open hot in 3 wire, AC circuits
- 3-pin plug format allows direct connection to standard NEMA 5 15R receptacles
- Compatible with the latest generation of self-testing GFCIs
- Power Supply: Line powered (115-250VAC)
- Supply Frequency: 47-63Hz
- Weight: 50g approx.
- Pulse Amplitude: 18A approx. @ 120V
- Pulse Rate: 4mS every 17ms (@ 60Hz)
- Power Consumption: 200mW max. @ 120VAC



Receiver

- Dual function - acts as a Non-Contact Voltage Tester and Breaker Finder
- Ergonomic Bent Tip Design w/ flat surface to support correct receiver orientation when scanning the panel
- Visual and audible indicators
- Low battery detect
- Auto Power off (after 10 mins. of no activity)
- Power Supply: 9V Alkaline Battery
- Weight: 85g (without battery)

System

- Warranty: 2-years (limited)
- Certification: UL 1436
- Use Environment: Cat II 300V
- Operating Temperature: 32 to 122°F (0 to 50°C)

Description	Part No.
Circuit Breaker Finder w/Digital Receiver & GFCI Circuit Tester	61-534

Split-Jaw™ Smart Meter

- Measures
 - 0.9-200AAC
 - 1.3-750VAC
 - 2.1-1000VDC
 - 0.0-9999Ω
- Audible continuity
- Data hold
- Integral lead storage
- Replaceable test leads
- Auto power off
- Low battery indication
- Test leads UL 61010-031 compliant
- 2-year warranty

Description	Part No.
Split-Jaw™ Smart Meter	61-096

Includes: Test Leads.

Specifications	Range & Resolution	Accuracy
AC Voltage	1.3 - 750 V	1.5%
DC Voltage	1.8 - 1000 V 0.6 - 1000 V	1.0%
AC Current	0.6 - 200.0A	3.0%
Resistance	0 - 2000 Ω	1.0%

*Note: Jaw opening is 0.6 in. (16mm) - up to 1/0 copper cable.



486 Commercial-Grade Multimeter

- Voltage
- Current
- Resistance
- Audible continuity
- Capacitance
- Frequency
- Temperature
- Data hold
- Min/max/relative modes
- Backlight
- True RMS
- Auto AC/DC voltage detect w/low impedance (Auto - VLoZ)
- Analog bar graph
- Non-contact voltage detection
- Peak hold
- Low battery indication
- Auto power off
- Limited 2-year warranty



Description	Part No.
Digital Multimeter w/peak hold, temperature, includes thermocouple	61-486

Includes: Test Leads, Thermocouple & Carrying Case.

Specifications	Range & Resolution	Accuracy
AC Voltage	6.000/60.00/600.0/1000.0 V	0.80%
AC mV	600.0 mV	1.2%
DC Voltage	6.000/60.00/600.0/1000.0 V	0.08%
DC mV	60.00/600.0 mV	
AC Current	60.00m/600.0m/6.000/10.00A	1.2%
DC Current	60.00m/600.0m/6.000/10.00A	0.80%
Resistance	600.0/6.000k/60.00k/600.0k/6.000M/40.00M Ω	0.80%
Capacitance	1nF to 10mF	0.1%
Frequency	99.9 to 100.0k Hz	0.1%
Temperature	-40°F to 752°F (-40°C to 400°C)	1.0%

340 Series Test-Pro® Multimeters

- Voltage
- Current
- Resistance
- Audible continuity
- Capacitance
- Frequency
- Temperature
- Data hold
- Min/max/relative modes
- Backlight
- Low battery indication
- Auto power off
- Limited 2-year warranty



61-342



Description	Part No.
Test-Pro® Multimeter w/TRMS	61-342
Test-Pro® Multimeter	61-340

Includes: Test Leads and Thermocouple.

Specifications	Range & Resolution	Accuracy
AC Voltage	4.000/40.00/400.0/600 V	1.5%
DC Voltage	400.0m/4.000/40.00/400.0/600 V	0.5%
Current	400.0μ/4000μ/40.00m/400.0m/4.000/10.00A AC/DC	1.5%
Resistance	400.0/4.000k/40.00k/400.0k/4.000M/40.00M Ω	1.0%
Capacitance	40.00n/400.0n/4.000μ/40.00μ/400.0μ F	3.0%
Frequency	10.000/100.00/1.000k/10.00k/100.0k/1.000M/4.000M Hz	0.3%
Temperature	-4° F to 1382° F (-20° C to 750° C)	3.0%

Accessories	For Use with	Part No.
Nylon Carrying Case	61-340, 61-342	C-290
Test Leads w/Alligator Clips, Standard	61-340, 61-342, 61-486	TL-495
Test Leads w/Larger Alligator Clip	61-340, 61-342, 61-486	TL-770
Test Leads with Alligator Clips, Premium	61-340, 61-342, 61-486	TL-795
Beaded K-type Thermocouple*	61-340, 61-342, 61-486	61-461
Thermocouple Adapter*	61-340, 61-342, 61-486	61-465
Replacement Thermocouple	61-486	TC-486

*Note: K-type thermocouple plugs into digital multimeter voltage jacks with 61-465 adapter.

Solenoid Voltage Testers

- Extremely rugged and reliable
- Vibrates when AC voltage is present
- Indicates AC/DC voltage level
- Replaceable leads with shielded probe tips (UL 61010-031 compliant)
- Bright, long-life LED's and neon indicator lamp
- Dual voltage indication for backup safety
- 2-year warranty



61-076



Description	Part No.
Vol-Con® Voltage/Continuity Tester, 5-600V AC/DC	61-076
Vol-Test® Voltage Tester, 100-600V AC/DC	61-065
Nylon Carrying Case	C-90
Standard Test Leads (for use with 61-076 & 61-065)	61-070
Resistor Fused Leads (for use with 61-076 & 61-065)	61-072
Replacement 1.5V Batteries, 4/pack	61-201

Includes: Standard Test Leads.

E-Z Check® Circuit Tester

- Tests for correct wiring, open Ground, reverse polarity, open hot, open neutral, hot on neutral, hot and ground reversed with open hot in 3-wire, 120VAC circuits
- Simulates ground fault for testing GFCIs (61-051 only)
- No-slip ergonomic design maximizes comfort
- Premium neon lamps prevent false readings
- Tough, impact-resistant case
- 2-year warranty



61-051

61-035



Description	Part No.
E-Z Check® Plus GFCI Circuit Tester	61-051
E-Z Check® Circuit Tester	61-035



Receptacle Tester


- Tests for correct wiring in 3-wire receptacles
- For use on 120VAC circuits
- 1-year warranty



Description	Part No.
GFCI Receptacle Tester	61-501

Vol-Con® Elite Digital Voltage Tester

- Tests for AC Voltage from 24-600VAC and DC Voltage from 6-220VDC
- Visual and audible warning
- Audible continuity
- Non-contact voltage indication (40-600VAC)
- Low impedance to eliminate ghost voltages
- Low battery indicator
- Replaceable silicone test leads (UL 61010-031 compliant)
- Integral lead storage
- 2-year warranty



Description	Part No.
Vol-Con® Elite Digital Voltage Tester w/vibration mode	61-092
Nylon Carrying Case	C-90
Silicone Test Leads	TL-102

Includes: Silicone Test Leads.

VoltAware™ Non-Contact Voltage Tester

- Indicates presence of voltage from 40-1000VAC
- Visual indication of voltage; green LED shows unit is active, flashing red live indicates voltage
- Selectable audible indication of voltage
- Sleek, compact design
- Auto shut-off to conserve battery life after 10 minutes
- Low battery detector and easy battery (2 AAA included) replacement
- 2-year warranty



Description	Part No.
VoltAware™ Non-Contact Voltage Tester	61-025

VoltSensor™ Non-Contact Voltage Testers

- Tests for voltage from 40-600VAC
- Audible and visual indication
- 1-year warranty



Description	Part No.
VoltSensor™ Non-Contact Voltage Tester	61-063

Insulation Testers

- Checks new installations for damaged insulation
- Checks existing installations and motor windings for breakdowns in insulation
- 2-year warranty



61-797
61-795

Description	Part No.
Insulation Meter w/PI, DAR, Includes Remote Probe, Test Leads and Carrying Case	61-797
Remote Probe Test Lead (61-797)	TL-797RP
Insulation Tester - Includes Test Leads and Carrying Case	61-795
Test Leads w/Alligator Clips, Premium (for 61-795 & 61-797)	TL-795



Specifications	Range & Resolution	
	61-797	61-795
Test Voltage	50/100/250/500/1000 VDC	250/500/1000 VDC
Voltage AC/DC	0.1-600.0 V	0.1-600.0 V
Continuity	—	0.01-20.0 Ω
Resistance	0.01 Ω to 40.00k Ω	0-200.0Ω
Insulation Resistance	Up to 20G Ω	Up to 4000M Ω
Earth-Bond Resistance	0.01 Ω to 40.00k Ω	0.01 Ω to 19.99 Ω

Ground Resistance Meters

- Auto ranging
- Auto power off
- Hard case included
- 2-year warranty



61-796



61-920



Description	Part No.
Ground Resistance Clamp Meter	61-920
3-Pole Ground Resistance Tester (includes TL-796 lead set kit)	61-796
Earth Resistance Lead Set Kit (not shown)	TL-796

Specifications	Range & Resolution	Accuracy	Range & Resolution	Accuracy
	61-920		61-796	
Ground Resistance	0/120/1200 Ω	1.5%	20.00/200.0/2000 Ω	2.0%
Ground Leakage Current	100m/1000m/15/30 A	2.0%	—	—

3-Phase Sequence Tester

- For use from 120 to 600VAC
- Color-coded insulators
- Shock resistant housing
- Easy to read
- 2-year warranty



Description	Part No.
3-Phase Sequence Tester	61-520

Includes Carrying Case.

3-Phase/Motor Rotation Tester

- Identifies three-phase sequence
- Indicates motor rotation
- Checks for open phases
- For use up to 600VAC
- 2-year warranty



Description	Part No.
3-Phase/Motor Rotation Tester	61-521
Test Lead Set	TL-521

Includes Carrying Case.

Digital Light Meter

- Responds to all visible light sources
- Measures in four ranges up to 20,000 Foot Candles or 200,000 Lux
- +/- 3% basic accuracy
- Data hold mode
- Max reading mode
- Auto zero adjustment
- Low battery indication
- Auto power off
- Remote sensor with 59 in. (1.5m) cable
- 2-year warranty



Description	Part No.
Digital Light Meter	61-686

Includes Carrying Case.

Ground Continuity Adapter

- Verifies cabinet or equipment chassis has been properly bonded to system ground



Description	Part No.
Ground Continuity Adapter for 61-164 Circuit Analyzer	61-175

Isolated Ground Adapter

- Verifies receptacle is isolated from system ground and bonded to other devices on the branch circuit



Description	Part No.
Isolated Ground Adapter for 61-164 Circuit Analyzer	61-176

Extension Cord

Description	Part No.
1' Extension Cord for 61-164 Circuit Analyzer	61-182



Alligator Clip Adapter

- Allows SureTest® Circuit Analyzer to analyze non-outlet based circuit for branch circuit safety and performance



Description	Part No.
Alligator Clip Adapter for 61-164 Circuit Analyzer	61-183

Magnetic Strap



- Frees up hands to help work safely
- Fits 480/340 Series Multimeters and Battery Pack BP-958

Description	Part No.
Magnetic Strap	61-565

Thermocouple



61-461



61-465

- Measures up to 275°F
- K-type thermocouple plugs into digital multimeter voltage jacks with 61-465 adapter

Description	Part No.
Beaded K-type Thermocouple	61-461
Thermocouple Adapter	61-465
Replacement Thermocouple for 61-486 Digital Multimeter	TC-486

Test Leads



Description	Category Rating	Part No.
Test Leads		TL-95
Silicone Test Leads	CATIII 1000V CATIV 600V	TL-102
Test Leads w/alligator clips (standard)		TL-495
Test Lead Set		TL-521
Premium Test Leads w/alligator clips	CATIII 1000V CATIV 600V	TL-770
Test Leads w/alligator clips (premium)		TL-795
Earth Resistance Lead Set		TL-796
Remote Probe Test Lead		TL-797RP
Test Lead Set		TL-956
Standard Test Leads (for use with 61-076 & 61-075)		61-070
Resistor Fused Test Leads (for use with 61-076 & 61-075)		61-072

For more detailed information on the selection of replacement fuses and carrying cases, please visit our website at idealind.com.

TEST LEAD SELECTION CHART

for this **TESTER**

▶ use these **TEST LEADS**

61-065
Vol-Test® Voltage Tester
61-076
Vol-Con® Voltage/Continuity Tester



▶ **61-070**
Standard Test Leads



OR

61-072
Resistor Fused Test Leads



61-092
Vol-Con® Elite Digital Voltage Tester



▶ **TL-102**
Silicone Test Leads



61-096
Split-Jaw™ Smart Meter



▶ **TL-95**
Test Leads



61-340, 61-342
Test-Pro® Multimeter
61-486
Digital Multimeter



▶ **TL-770**
Test Leads w/Alligator Clip



OR

TL-495
Test Leads w/Alligator Clips Standard



61-521
3-Phase/Motor Rotation Tester



▶ **TL-521**
Test Lead Set



61-704
4-in-1 Test Tool



▶ **TL-102**
Silicone Test Leads



OR

TL-495
Test Leads w/Alligator Clips Standard



61-744, 61-746
Clamp-Pro™ 600A
Clamp Meters



▶ **TL-770**
Test Leads w/Alligator Clip



OR

TL-495 Test Leads w/Alligator Clips Standard



TL-495 leads are compatible with the 61-704 but will not fit in the lead storage mounts.

61-773, 61-775
1000A Clamp Meter
61-763, 61-765
660A Clamp Meter



▶ **TL-770**
Test Leads w/Alligator Clip



OR

TL-495
Test Leads w/Alligator Clips Standard



61-795
Insulation Tester




▶ **TL-795**
Test Leads w/Alligator Clips Premium



61-796
3-Pole Ground Resistance Tester



▶ **TL-796**
Earth Resistance Lead Set



61-797
Insulation Tester



▶ **TL-795**
Test Leads w/Alligator Clips Premium



OR

TL-797RP
Remote Probe Test Lead



TR-955
Transmitter for SureTrace™ Circuit Tracers



▶ **TL-956** Test Leads



TEST & MEASUREMENT

SAFETY IN THE FIELD

IEC (International Electrotechnical Commission) Category Ratings

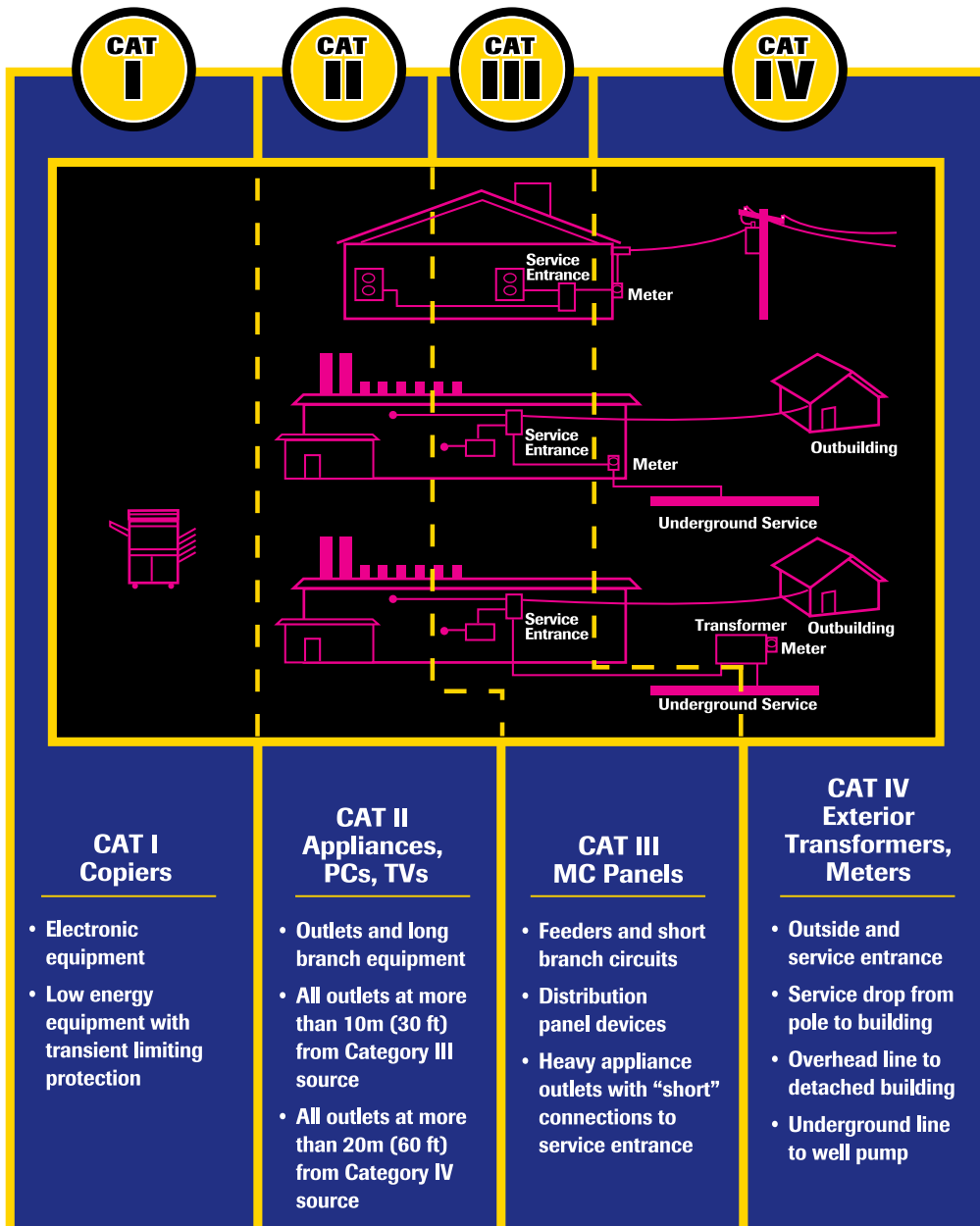
Category I – The signal level for telecommunications, electronic and other low-energy equipment with transient limiting protection. Peak impulse transient range is 600-4,000 volts with 30 ohm source.

Category II – The local level for fixed and non-fixed powered devices including appliances, lighting and portable equipment. Outlets located more than 30 feet from CAT III sources and 60 feet from CAT IV sources. Peak impulse transient range is from 600-6,000 volts with a 12 ohm source.

Category III – The distribution level for fixed primary feeders or branch circuits. Circuits that are separated from CAT IV sources by at least one level of transformer isolation. Peak impulse transient range is 600-8,000 volts with a 2 ohm source.

Category IV – The primary supply level for the highest levels of transient over voltage. Includes the utility service both outside and at the service entrance, service drop from the pole to the building, overhead line to remote buildings, and underground line to a well pump. Peak impulse transient range is 600-12,000 volts with less than a 1 ohm source.

Visit idealind.com for more technical product details, application support, white papers, videos and software.



DATA COMM

ENHANCE EXISTING TECHNOLOGIES AND PROVIDE A FOUNDATION FOR TOMORROW

IDEAL DataComm provides installation and testing solutions for twisted pair, coax and fiber based on applications. Designed for the professional, IDEAL tools, testers and connectivity products offer an integrated approach to cut, strip, terminate and test a wide variety of low-voltage applications. Combined with our technical expertise, product training and customer support, this integrated approach ensures that your total cost of ownership is minimized.

OmniSeal™ #30-793
Pro XL

TESTERS

SignalTEK® Transmission Testers.....	E-3
VDV II Cable Verifiers.....	E-3
TraceTone® Tone Generator & Amplifier Probe Tester.....	E-4
LinkMaster™ Tester.....	E-4

COMPRESSION TOOLS/ CONNECTORS

OmniSeal™ Pro XL Compression Tool.....	E-5
LinearX®3 Compression Tool.....	E-5
Compression Connectors.....	E-6

TWISTED PAIR TOOLS/ CONNECTORS

Crimpaster™ Crimp Tool.....	E-7
Punchdown Tool.....	E-9
Telephone Tools.....	E-9
Modular Plugs.....	E-10
Data Jacks.....	E-11
Strippers.....	E-13
Cutters/Scissors.....	E-14
Splitters.....	E-14
Kits.....	E-15
Visual Fault Finder.....	E-17
Fiber Optic.....	E-18



OMNISEAL™ PRO
XL COMPRESSION TOOL
Page E-5

THE ELECTRICIAN'S
CHAMPION™  **IDEAL**®

SignalTEK® Ethernet Data Transmission Testers

- If you install or maintain data cabling, SignalTEK® CT & SignalTEK® NT allow you to generate PDF test reports that prove installed links run at Gigabit Ethernet transmission rates.
- For installers, this means having a cost-effective way to demonstrate that the cabling was installed correctly and is capable of supporting Ethernet applications. By proving real world performance, SignalTEK® CT confirms a professional job -reducing the risk of call backs.
- SignalTEK® NT tests cable as well as active Ethernet networks by transmitting simulated web, VoIP, IP video and IP CCTV data through the LAN, stress-testing both the network equipment and the cable. SignalTEK® NT will also test fiber optic cable and connect to live fiber optic LANs with optional SFP (small form-factor pluggable) modules.
- SignalTEK® gives network installers and owners the assurance that installed cabling will support bandwidth hungry services like VoIP, IP CCTV and video streaming at full gigabit speeds without dropping data packets as required by the IEEE 802.3ab Ethernet standard.



VDV II Voice, Data and Video Cable Verifier

The VDV II Series are easy to use cable testers that check the integrity of copper cables commonly found in domestic, commercial or industrial voice, data or video installations, including telephone wiring, data network and video/security cabling.



- Accurate - Advanced TDR (Time Domain Reflectometry) measures cable length and provides distance to fault information (Pro model)
- Fast - Identifies wiring errors instantly and displays the results all on one screen (all models)
- Intelligent - Quickly determines which media service is running over cables, such as ISDN, PBX and PoE (Pro model)

Description	Part No.
VDV II Cable Verifier	R158000
VDV II Plus Cable Verifier	R158002
VDV II Pro Cable Verifier	R158003
RJ-45 Remote Units (12) - #1 - #12	158050
RJ-45 Identifiers (24) - #1 - #24	158051
Coax Remote Units (12) - #1 - #12	158053

Description	Part No.
SignalTEK® CT Transmission Tester	R156004
SignalTEK® NT Transmission Tester (fiber)	R156003

Description	VDV II Basic	VDV II Plus	VDV II Pro
Wiremap Test - open, short, split pair, miswire, uplink	X	X	X
Compatibility with all VDV II removes and ID's	X	X	X
Analog Tone Generator - 4 tones	X	X	X
Larger LCD screen		X	X
Hub Blink/Backlight		X	X
Length - Capacitance (distance to opens and total length)		X	
TDR Length (distance to shorts, opens and total length)			X
POE Solicit and Detect/Voltage Measurement			X
Ethernet Service Detection - 10/100/1000MB; FD/HD			X
Phone Service (voltage) detection - PBX/ISDN/Analog/Digital			X
Included carrying case with patch cables/adapters		X	X

Visit vdvii.com for more information on the VDV II.

Test-Tone-Trace Kit

- Kit includes the VDV (33-856), Amplifier Probe (62-164), carrying case and accessories
- Tests and traces coax, twisted pair and telephone cables in one simple kit



Description	Part No.
Test-Tone-Trace Kit	33-866

VDV MultiMedia Cable Tester

All in one tester for installers working with voice, data and video applications.

- Voice — tests 2 or 3 pair, 6-position RJ-11/12 phone cables for wiremap/continuity.
- Data — tests 8 position 8 contact CAT 3/5e/6/6a shielded and unshielded cable testing for wiremap/continuity to TIA 568A/B standards
- Video — tests coax cable for opens and shorts via F-connector interface
- Wiremap tests for opens, shorts, miswires, reversals and split pairs.
- LCD display with "PASS or ERROR" indicator displayed after each test
- Internal tone generator: Tone by pin/pair/entire cable with four different tones making fault isolation easier
- Main remote stores in base of tester



Description	Part No.
VDV MultiMedia Cable Tester	33-856
Replacement Remote	IA-5516

LinkMaster™ Tester

LED based tester for wiremapping CAT 3/5e/6/6a twisted pair cabling.

- Wiremap for opens, shorts, reversal, miswire and split pair
- Tests by pair: 1/2, 3/6, 4/5, 7/8
- Tests shielded and unshielded RJ-45 cabling
- Debug feature cycles through errors one at a time



Description	Part No.
LinkMaster™ Tester and Remote	62-200

MiniTracker™ PRO Tester

- Coax cable mapper and tracer with eight remotes
- LEDs identify remote number, opens and shorts
- Built in Tone Generator
- Includes carrying case with tester and remote storage



Description	Part No.
MiniTracker™ PRO Tester	62-1202

PRO Amplifier Probe and Tone Generator Kit

Amplifier Probe

- Identifies and traces wire or cables within a group
- Adjustable volume knob
- Detects and audibly amplifies analog tone generation
- Compatible with analog tone generators

Tone Generator

- Emits three tone patterns
- F-Connector & RJ-11/12 interface for toning twisted pair and copper cables
- Includes alligator clips for toning de-energized copper cables
- Auto-off after three hours of non-use



Description	Part No.
Amplifier Probe & Tone Generator Kit - includes 62-164, 62-160, Lead Set, Cable Assembly	33-864
Amplifier Probe	62-164
Amplifier Probe Replacement Tip	LA-4145
Tone Generator	62-160

TRACETone® Tone Generator & Amplifier Probe Tester

- Economical solution for tracing copper low-voltage cabling
- Two selectable tone styles and adjustable volume control
- RJ-11 Alligator Clip, RJ-11 Cable Assembly included



Description	Part No.
TRACETone® Tester	62-140

OmniSeal™ PRO XL Compression Tool

- Compresses BNC, F-Type, RG11-F, RCA, 90°/Right Angle and Mini Coax compression connectors on coaxial cable
- Compresses ALL IDEAL compression connectors
- Fast and reliable solution to home theater, CATV, satellite systems and security applications
- Permanent connection so your connector never comes loose.
- Universal design with spin knob and adjustable post height works with most non-IDEAL compression connectors



Description	Part No.
OmniSeal™ PRO XL Compression Tool	30-793

LinearX®3 Compression Tool

- Compresses F/BNC/RCA connectors
- Adjustable post for different length/style connectors
- Linear stroke for consistent compression results & easy operation
- Durable & rugged zinc die-cast body with protective powder coated paint finish
- Includes four RTQ™ XR™ RG-6 Weatherproof F-Compression Connectors

INCLUDES
Four
WeatherProof
Connectors



Description	Part No.
LinearX®3 F/BNC/RCA Compression Tool (Adjustable) with four RTQ™ XR™ F-Connectors	33-632

Compression Connectors

RTQ™ XR™ Reg/Tri/Quad & Plenum F-Connectors

- Fits 60% regular, tri-shield and quad shield cables
- Nickel-plated, brass-construction for superior corrosion resistance
- Designed for use in satellite and cable TV installations
- Weatherproof for indoor and outdoor use
- Use 30-793 or LinearX® Compression Tool

RG-11 RTQ™ InSITE™ F-Connectors

- Fits 60% regular and quad shield RG-11 cables
- Plenum cable version also available
- Use 30-793 Compression Tool for termination
- Standard 1/4" x 1/4" cable prep. Use 45-526 Coax Stripper

InSITE™ BNC Connectors

- Clear 360° window for confident cable insertions
- Nickel-plated, brass-construction for superior corrosion resistance
- Moisture-inhibiting design
- Use 30-793 or 33-632 Compression Tool
- 75 Ohm nominal impedance
- Gold-plated pin contact area
- Available in straight, 90° and plenum versions

OmniCONN™ F-Connectors

- Non corrosive nickel plated brass body and polycarbonate bushing
- Nylon adapter sleeve and o-ring provide double protection for a watertight seal
- Free spinning hex nut for ease of installation onto all 7/16 ports
- 75 ohm nominal impedance
- Two-piece pre-assembled connectors

NJX™ Connectors

- 75 ohm nominal impedance
- Bandwidth up to 3 GHz
- Compatible with all IDEAL Compression Tools
- Designed for indoor use
- RG-6 and RG-6 Quad versions





TLC™ Connectors

- No compression tool required
- 75 ohm nominal impedance
- Bandwidth up to 3 GHz
- Designed for indoor use
- RG-6 and RG-6 Quad versions



Visit idealind.com for connector and tool compatibility.

Compression Connectors

Type	Image	Series/Model #	Cable Type	Center Conductor	Dielectric Diameter	Jacket Diameter	Quantity	Part No.	
BNC		InSITE™ Model #59BNCIS	RG-59	23-18 AWG Solid .023" - .040"	.142" - .148"	.230" - .250"	Card of 4	92-704	
							Card of 15	89-047	
							Jar of 35	89-5047	
							Bulk 1,000	89-1047	
		InSITE™ 90° Model #59BNCRAIS	RG-59	23-18 AWG Solid .023" - .040"	.142" - .148"	.230" - .250"	Card of 5	92-693	
RG-6		InSITE™ RTQ™ Model #6BNCISRTQ	RG-6/6Q RTQ™ & Plenum 6/6Q RTQ™	23-18 AWG Solid .023" - .040"	.168" - .183"	.226" - .305"	Card of 4	92-705	
							Card of 15	89-048	
							Jar of 35	89-5048	
		InSITE™ 90° Model #6BNCRAISRTQ	RG-6/6Q RTQ™ & Plenum 6/6Q RTQ™	23-18 AWG Solid .023" - .040"	.168" - .183"	.226" - .305"	Card of 5	92-695	
F		RTQ™ XR™ Model #6FRTQXR	RG-6/6Q RTQ™ & Plenum 6/6Q RTQ™	N/A	.168" - .183"	.226" - .310"	Card of 10	92-651	
							Jar of 50	92-650	
							Jar of 100	92-656	
							Bulk 1,000	92-659	
		InSITE™ RTQ™ 90° Model #6FRAISRTQ	RG-6/6Q RTQ™ & Plenum 6/6Q RTQ™	23-18 AWG Solid .023" - .040"	.168" - .183"	.226" - .305"	Card of 5	92-691	
	RG-6		NJX™ Model #6FNJX	RG-6	N/A	.175" - .183"	.254" - .278"	Card of 10	89-040
			NJX™ Model #6QFNJX	RG-6 Quad	N/A	.175" - .183"	.275" - .305"	Card of 10	89-041
			TLC™ Model #6FTLC	RG-6	N/A	.175" - .183"	.254" - .278"	Card of 10	85-068
								Card of 4	85-069
								Card of 50	85-168
			TLC™ Model #6QFTLC	RG-6 Quad	N/A	.175" - .183"	.275" - .305"	Card of 4	85-079
								Card of 50	85-178
			OmniConn™ Model #6FOC	RG-6	N/A	.175" - .183"	.260" - .280"	Jar of 50	89-044
	Bulk 1,000							89-1544	
	OmniConn™ Model #6QFOC	RG-6 Quad	N/A	.175" - .183"	.270" - .295"	Jar of 50	89-045		
						Bulk 1,000	89-1545		
RG-59		RTQ™ Model #59FRTQ	RG-59/59Q RTQ™	N/A	.142" - .148"	.230" - .270"	Card of 10	92-611	
							Jar of 50	92-610	
		RTQ™ Model #11FISRTQ	RG-11 RTQ™ RG-11 Quad	18-14 AWG Solid .040" - .066"	.280" - .285"	.390" - .416"	Card of 10	89-211	
	Cable Specific Model #11PLFIS	RG-11/11Q Ple- num	18-14 AWG Solid .040" - .066"	.270" - .280"	.340" - .356"	Card of 10	92-212		
RCA		RTQ™ Model #59RCARTQ	RG-59/59Q RTQ™	20-18 AWG Solid .029" - .040"	.142" - .148"	.230" - .270"	Jar of 35	89-570	
		RTQ™ Model #6RCARTQ	RG-6/6Q RTQ™	20-18 AWG Solid .029" - .040"	.175" - .183"	.267" - .305"	Jar of 35	89-580	

Visit idealind.com/products/datacomm for Compression Connector Installation Instructions.

Crimpmaster™ Ratcheting Crimp Tool

- Ratcheting tool frame ensures full crimp cycle
- Provides a consistent crimp every time
- Dies change quickly and easily with a screwdriver
- Tool frame works with all IDEAL Crimpmaster™ Die Sets
- Cushioned, comfort-grip handles



Description	Part No.
Crimpmaster™ Crimp Frame Tool (Die set not included)	30-506
Replacement Screws	LB-1284

Crimpmaster™ Tools and Die Sets



30-559 Die only
RJ-45 CAT 5/5e Eight-position Crimp Tool for keyed or non-keyed modular plugs. Not for Cat 6



30-573 Tool w/die 30-481
Cambridge CP-88, CP-89 BNC/TNC coax connectors with RG-58, RG-59/RG-62 AU cables (Hex 0.305 (7.75mm), 0.068 (1.73mm), 0.228 (5.79mm))



30-576 Die only
RG-174, Mini 59 BNC/TNC Connectors (Hex, 0.178 (4.52mm), 0.128 (3.25mm), 0.068 (1.73mm))



30-577 Die only
N-Series and RG-8/11 Connectors (Hex, 0.429 (10.90mm), 0.100 (2.54mm), 0.080 (2.03mm))



30-578 Die only
RG-59, RG-6, and 8281 50 and 75 OHM cables (Hex, 0.324 (8.23mm), 0.255 (6.48mm), 0.068 (1.73mm), 0.042 (1.07mm))



30-581 Tool w/die 30-502
RG-58, RG-59/62, BNC/TNC Coax Connectors (Hex, 0.255 (6.48mm), 0.213 (5.41mm), 0.068 (1.73mm))



30-582 Tool w/die 30-503
F-Type CATV RG-59, RG-6 Connectors (Hex, 0.350 (8.89mm) 0.320 (8.13mm), 0.255 (6.48mm))



30-587 Die only
RG-58, RG-174 and G-8218 for both 50 and 75 ohm cables (Hex 0.213 (5.41mm), 0.178 (4.52mm), 0.068 (1.73mm), 0.042 (1.07mm))



30-593 Die only
Mini UHF and BNC/TNC 5 cavity (Hex, 0.052 (1.32mm), 0.068 (1.73mm), 0.100 (2.54mm), 0.213 (5.41mm), 0.255 (6.48mm))



30-579 Tool w/die 30-500
22-10 AWG (.324mm² - 5.261mm²) insulated terminals/color coded nests



30-580 Die only
22-8 AWG (.3mm² - 8mm²) non-insulated terminals



30-586 Die only
22-12 AWG (.324mm² - 3.31mm²) Non-Insulated Open Barrel Connectors, Commercial Type



30-594 Die only
Fully Insulated quick disconnect terminals with thinner wire barrels 22-10 AWG (.324mm² - 5.261mm²)



30-481



30-502



30-503



30-500

Crimp-On F-Connectors

Nickel plated brass connectors designed for indoor coax terminations for video and other RF applications



- RG-59, RG-6, RG-6 Quad versions are available
- All versions require a hex crimp to secure cable to connector
- 1/4 in. x 1/4 in. cable prep for all models
- Crimp with 30-503 Crimpmaster™ Ratcheting Crimp tool
- Hex crimp sizes: RG-59 and RG-6, .320" cavity. RG-6 Quad, .350" cavity

Description	Quantity	Part No.	Quantity	Part No.
RG-6 F Crimp-on Coax Connector	Card of 10	85-037	Card of 50	85-017
RG-6 F Quad Crimp-on Connector	Card of 10	85-057	—	—
RG-59 F Crimp-on Coax Connector	Card of 10	85-036	—	—

Twist-On F-Connectors

- After cable is 1/4 in. x 1/4 in. stripped, simply twist on connector
- No termination tool required
- Available in two styles, RG-6 and RG-59



Description	Quantity	Part No.
F-Type RG-6 Twist-On Connector	Card of 10	85-053
	Card of 50	85-039
F-Type RG-59 Twist-On Connector	Card of 4	84-018
	Card of 10	85-035

F/BNC Connector Installation and Removal Tool



- Patented design works on BNC and F connectors
- Works on compression and hex connectors
- Comfort grip handle aids in installing and removing connectors on coax cable
- F-post for aid in cable to connector assembly

Description	Part No.
F & BNC Coax Connector Tool - 8 in. length	35-046

Coax Strip & Crimp Tool



- Precision, form-ground stripping holes remove outer jacket and insulation from RG-59 and RG-6 coaxial cable
- Durable blades cut copper-coated steel conductors
- Three crimping nests for crimping F-connectors and ring terminals
- Cushioned, comfort-grip handles

Description	Part No.
Coax Strip & Crimp Tool	30-433

F-Type Adapters & Terminators

- Nickel-plated brass construction
- For 75Ω applications

Image	Description	Quantity	Part No.
	3GHz F-Splice Adapter, high bandwidth, for standard and high definition applications, <0.25dB insertion loss, >25dB return loss	Card of 4	85-339
		Card of 10	85-340
	RCA Female-to-Female Adapter	Card of 2	85-937
	Coax Cable F-Terminators - for all open ports on coax wall plates and splitters	Card of 4	85-073
	90° F-Adapter - F-female to F-male coax adapter	Card of 2	85-070
	BNC Female to BNC Female Adapter	Card of 2	85-075
		Card of 10	92-817P






Impact Punchdown Tool

- Includes full 110 and 66 blades
- Adjustable high/low actuation setting accommodates termination requirements
- Turn-Lock™ Style blade holding design
- Impact-absorbing cushioned grip reduces operator stress for high volume installers



Description	Part No.
Punchmaster™ II Punchdown Tool w/full 110 & 66 blades	35-485

Punchdown Tool Blades

Removable Blades	Part No.
110 Turn-Lock™ blade 	35-495
66 Turn-Lock™ blade 	35-497
110/66 combo blade w/cutting edges 	35-407
Krone® blade 	35-478
Bix® blade 	35-479

Bix® is a registered trademark of Nortel. Krone® is a registered trademark of Krone, Inc.

Feed-Thru Modular Plug Crimp Tool

- FT-45™ Crimp Tool crimps feed-thru, standard and shielded connectors
- Crimps and trims flush in one step
- Compact design
- Long-lasting blade



Description	Part No.
FT-45™ Feed-Thru Modular Plug Crimp Tool	30-495
FT-45™ Replacement Blade	30-4951

Probe Pic & Spudger



- For isolating conductors and removing terminated wires from voice and data IDC contacts

Description	Part No.
Probe Pic & Spudger	35-473

Ratchet Telemaster™ Modular Plug Crimping Tool

- Heavy-duty version of the 30-496 Telemaster™ Tool
- Ratchet ensures full cycle crimping every time
- Crimps RJ-45 (8P8C) and RJ-11/12 (6P6C/6P4C) standard modular plugs
- Multi-function tool also cuts UTP/STP and strips CAT 5e/6 cable jacket and flat cable jackets
- Black oxide coated steel frame with cushioned handles for strength and comfort



Description	Part No.
Ratchet Telemaster™	30-696
Replacement Cut & Strip Blade Set	LA-4102

Telemaster™ Modular Plug Crimping Tool

- Crimps Standard RJ-45 (8P8C) and RJ-11/12 (6P6C/6P4C) modular plugs
- Multi-function tool also cuts UTP/STP and strips round CAT 5e/6 cable jacket
- Black oxide coated steel frame with cushioned handles for strength and comfort



Description	Replacement Blade	Kit Part No.	Tool Only Part No.
Telemaster™ Crimping Tool RJ-45 and RJ-11/12	LB-1747	33-700*	30-496

*Kit includes 10 each, RJ-45 8P8C, RJ-11 6P6C and RJ-11 6P4C modular plugs.

Data/Voice Crimp Tool Kit


- Compact design is 2/3 the size of traditional crimp tools
- Crimps RJ-45 (8P8C) and RJ-11/12 (6P6C/6P4C) modular plugs
- One tool assembly process - cut, strip and crimp connectors on to CAT 3/5e/6 cables
- Black oxide coated steel core with spring loaded handle and locking feature



Description	Part No.
Data/Voice Crimp Tool Kit includes ten RJ-11 (6P6C) and ten CAT5e RJ-45 plugs	33-396

Feed-Thru Modular Plugs

- Feed-Thru modular plugs simplify twisted pair assembly process
- Verify conductor order before crimping
- Conductors trimmed flush by the tool
- Eliminates wasted connectors due to incorrect assembly
- Single-piece design



Description	25/Card	50/Card	100/Bag
CAT5e Feed-Thru RJ-45 Modular Plugs	85-370	85-371	85-372
CAT6 Feed-Thru RJ-45 Modular Plugs	85-375	85-376	85-377

CAT6 Single Piece RJ-45 Modular Plugs

- Single-piece design to simplify assembly
- 50 micron gold contacts, 8-position, 8-contact
- Suitable for solid or stranded conductors 23-24 AWG
- Not compatible with Crimpmaster™ RJ-45 Die Set



Description	Quantity	Part No.
CAT5e RJ-45 Modular Plugs	25	85-367

Compatible with IDEAL 30-696, 30-496 and 33-396 Modular Plug Crimp Tools.

Strain Relief Boots for Modular Plugs

- Prevents broken connector tabs and snagging while extending connector life
- Minimizes cable bends that can reduce data speed and result in data loss
- Dampens cable movement and vibrations that can result in premature connector failure
- For CAT5e and CAT6 RJ-45 modular plugs, .225" max. cable diameter



Description	Quantity	Part No.
Strain Relief Boots for Modular Plugs	25	85-380
15 Strain Relief Boots and 15 8P8C RJ-45 CAT5e Modular Plugs	15	85-379

CAT6 RJ-45 Modular Plugs

- Three-piece design provides optimal performance
- Crimps with a standard RJ-45 crimp tool
- 50 micron gold contacts, 8-position, 8-contact
- Suitable for solid or stranded conductors 23-24 AWG
- Not compatible with Crimpmaster™ RJ-45 Die Set



Description	Quantity	Part No.
CAT6 RJ-45 Modular Plugs	25	85-366

Compatible with IDEAL 30-696, 30-496, 30-495 and 33-396 Modular Plug Crimp Tools.

CAT5e RJ-45/RJ-11 Modular Plugs

- Plugs support the latest cable system performance categories when installed in compliance with appropriate standards and methods
- Plugs work with 24 AWG solid or stranded conductors and round or flat cables.
- 50 micron gold contacts



Description	Quantity	Part No.
CAT5e 8-Position 8-Contact, RJ-45	10	85-147
	25	85-346
	50	85-396
	100	86-396
6-Position 6-Contact, RJ-11 (RJ-12)	25	85-345
6-Position 4-Contact, RJ-11	25	85-344

Telephone/Data Cable Splice and Repair Kit

- All in one specialty tool for crimping UR/UY/UB IDC splice connectors
- Features a parallel crimping surface to prevent damage to connectors during crimping process
- Two stripping holes for 22 to 24 AWG (phone/twisted pair) cables
- Cutter for cable and conductor trimming



Description	Part No.
Kinetic® Super Wire Stripper/Crimper Kit - includes 25 IDC connectors (UR-1, 3-Wire Butt Splice)	33-719

Insulation Displacement Connectors



85-925/86-925

85-950

85-900

IDC connectors create fast splice and tap connections on solid copper wires. Designed for low voltage telecommunication cables.

- Moisture-resistant sealant protects wires from corrosion
- Use 33-719 tool for proper crimping force and crimping angle

Description	Quantity	Part No.
UR-1, 3-Wire Butt Splice IDC	25	85-925
UR-1, 3-Wire Butt Splice IDC	100	86-925
UY-1, 2-Wire Butt Splice IDC	25	85-950
UB-1, 2-Wire Tap Splice IDC	25	85-900
IDC Combo Pack - includes 10 UR, 10 UY and 5 UB	25	85-960

Keystone Modular Data Jacks

NEW

- Keystone modular data jacks for CAT6/CAT5e/CAT3 twisted pair punchdown termination
- IDC tower design simplifies jack wiring process
- 110 style termination for use with standard 110 blade punchdown tools
- Internal printed circuit board design for improved RF performance
- Meets ANSI/TIA-568-C-2 specifications; UL Listed
- Multiple color variations for visual jack identification and system coding
- Standard size single gang faceplates
- Standard keystone dimensions offer compatibility with other keystone jacks and faceplates



White - WH



Blue - BU



Orange - OR



Black - BK



Red - RD



Green - GN



Yellow - YL



Ivory - IV



Grey - GY



Dust Caps

Jack Specifications

Cable Types	8 Conductor UTP Copper Cables 22-24 AWG (CAT5e/CAT6)
Max. Cable O.D.	.260"
Termination Tool	110 Punchdown
Housing Material	PC UL94-V0 Rated, Multiple Colors
Contact Finish	50μ Gold over 50μ Nickel
IDC Housing Material	PC UL94-V0 Rated, Black
IDC Terminal Contact	Phosphor Bronze, 50μ Nickel
IDC Cover	PC UL94-V0, Black
Circuit Board	FR4
Certifications and Standards	UL Listed cULus; ANSI/TIA-568-C-2, ISO/IEC 11801 Class D(CAT5e)/E(CAT6) FCC Part 68 Compliant; RoHS Compliant
Supports	Dual T568A and T568B wiring
Connector Mating Cycles	750 minimum

Electrical Specifications

Current Rating	1.5 Amps
Insulation Resistance	50mΩ
Contact Resistance	20mΩ
DC Resistance	0.1Ω
Dielectric Withstanding Voltage	1000V




Keystone Modular Data Jacks - Ordering Information

Description	Model No.	Qty.	Part No.
Category 5e Modular Jacks			
CAT5e 100MHz 8P8C Keystone Jack-White	MJN5WH	Bag of 1	89-750WH
CAT5e 100MHz 8P8C Keystone Jack-Blue	MJN5BU	Bag of 1	89-750BU
CAT5e 100MHz 8P8C Keystone Jack-Orange	MJN5OR	Bag of 1	89-750OR
CAT5e 100MHz 8P8C Keystone Jack-Black	MJN5BK	Bag of 1	89-750BK
CAT5e 100MHz 8P8C Keystone Jack-Red	MJN5RD	Bag of 1	89-750RD
CAT5e 100MHz 8P8C Keystone Jack-Green	MJN5GN	Bag of 1	89-750GN
CAT5e 100MHz 8P8C Keystone Jack-Yellow	MJN5YL	Bag of 1	89-750YL
CAT5e 100MHz 8P8C Keystone Jack-Ivory	MJN5IV	Bag of 1	89-750IV
CAT5e 100MHz 8P8C Keystone Jack-Grey	MJN5GY	Bag of 1	89-750GY
Category 6 Modular Jacks			
CAT6 250MHz 8P8C Keystone Jack-White	MJN6WH	Bag of 1	89-760WH
CAT6 250MHz 8P8C Keystone Jack-Blue	MJN6BU	Bag of 1	89-760BU
CAT6 250MHz 8P8C Keystone Jack-Orange	MJN6OR	Bag of 1	89-760OR
CAT6 250MHz 8P8C Keystone Jack-Black	MJN6BK	Bag of 1	89-760BK
CAT6 250MHz 8P8C Keystone Jack-Red	MJN6RD	Bag of 1	89-760RD
CAT6 250MHz 8P8C Keystone Jack-Green	MJN6GN	Bag of 1	89-760GN
CAT6 250MHz 8P8C Keystone Jack-Yellow	MJN6YL	Bag of 1	89-760YL
CAT6 250MHz 8P8C Keystone Jack-Ivory	MJN6IV	Bag of 1	89-760IV
CAT6 250MHz 8P8C Keystone Jack-Grey	MJN6GY	Bag of 1	89-760GY
Category 3 Modular Jacks			
CAT3 6P6C Voice Grade Keystone Jack-White	MJN3WH	Bag of 1	89-780WH
CAT3 6P6C Voice Grade Keystone Jack-Ivory	MJN3IV	Bag of 1	89-780IV
Faceplates			
0 Port Keystone Faceplate-White	KFP0WH	Bag of 1	89-740WH
1 Port Keystone Faceplate-White	KFP1WH	Bag of 1	89-741WH
2 Port Keystone Faceplate-White	KFP2WH	Bag of 1	89-742WH
3 Port Keystone Faceplate-White	KFP3WH	Bag of 1	89-743WH
4 Port Keystone Faceplate-White	KFP4WH	Bag of 1	89-744WH
6 Port Keystone Faceplate-White	KFP6WH	Bag of 1	89-746WH
0 Port Keystone Faceplate-Ivory	KFP0IV	Bag of 1	89-740IV
1 Port Keystone Faceplate-Ivory	KFP1IV	Bag of 1	89-741IV
2 Port Keystone Faceplate-Ivory	KFP2IV	Bag of 1	89-742IV
3 Port Keystone Faceplate-Ivory	KFP3IV	Bag of 1	89-743IV
4 Port Keystone Faceplate-Ivory	KFP4IV	Bag of 1	89-744IV
6 Port Keystone Faceplate-Ivory	KFP6IV	Bag of 1	89-746IV
Blank Inserts for Keystone Faceplate-White-10PK	KIWH	Bag of 10	89-784WH
Blank Inserts for Keystone Faceplate-Ivory-10PK	KIIV	Bag of 10	89-784IV



Ringer™ Adjustable Blade Strippers

- Four models cover cable diameters up to 9/16 in.
- All models include two adjustable depth blades and one adjustable round slitting blade
- Common uses are for fiber jackets, mini-coax prep, twisted pair cables and other specialty copper cables where standard stripping products are not available
- Replacement blades available for all models



Description	Typical RG Cables	Replacement Blade*	Part No.
Cable Stripper, up to 1/8 in. (3.2mm) O.D. (Gray)	RG-174, RG-187	L-9225	45-162
Cable Stripper, 1/8 in. (3.2mm) to 7/32 in. (5.56mm) O.D. (Blue)	Mini Coax RG-58,CB	L-9225	45-163
Big Blue Cable Stripper, 1/4 in. (6.4mm) to 9/16 in. (14.3mm) O.D. (Blue)	RG-11, RG-8	L-9226	45-164
Cable Stripper, 3/16 in. (4.8mm) to 5/16 in. (8mm) O.D. (Black)	RG-59/6, UTP Cable	L-9225	45-165

*A set of blades consists of three straight blades and one round blade.

PrepPRO® Coax/UTP Cable Stripper

- Auto adjusting blade depth for 6/6Quad/59 coax cable
- Strips RG-59/6 Plenum cables
- 1/4 in. x 1/4 in. coax preparation
- Replaceable blade cartridges
- CAT5e/6 jacket stripping
- Spring loaded for consistent cutting force



Description	Part No.
PrepPRO® Coax/UTP Cable Stripper	45-605
Replacement Coax Cartridge	45-6051
Replacement UTP/STP Jacket Cartridge	45-6052

Adjustable Blade Coax Strippers

- Two and three blade models for prepping coax cables RG-59 to RG-11
- Adjustable blade depth (hex wrench included in handle) for fine calibration to any cable jacket thickness and overall diameter.
- All blades are spaced approximately 1/4 in. apart for compatibility with traditional compression or crimp connectors requiring a 1/4 in. x 1/4 in. cable preparation.
- Blades can be adjusted to a no-cut position for most size cables when only a single blade is needed.
- Slider bar offers fast variation in blade depth without need for adjusting the individual hex screws.



Description	Replacement Blade	Part No.
Coax Stripper - 2 Step (Blue cartridge)	45-524	45-526
Coax Stripper - 3 Step (Black cartridge)	—	45-520

Coax Stripmaster® Wire Strippers

- Provides variable stripping lengths
- Knife-type blades feature multiple hole diameters sized for two step removal of outer jacket insulation and center conductor



Description	Part No.
Coax Stripmaster® for RG-6 Coax Cable	45-262
Coax Stripmaster® for RG-59 Coax Cable	45-265

Round Cable Slitting & Ringing Tool

- Cuts around cable jacket as well as slits the length of jacket for easy removal
- Use with single or multiple conductor cable up to 1.75 in. O.D.
- Blade adjusts for jacket thicknesses up to .125 in.
- Spare blade in handle base



Description	Replacement Blade*	Part No.
Round Cable Slitting and Ringing Tool	LB-1748	45-144

*2/package

Data T[®]-Cutter

- Cuts round copper cable and helps maintain cable geometry
- Compact size is smaller and lighter than traditional 9" cable cutters
- Steel reinforced center conductors can be trimmed with bolt cutting holes
- Locking latch keeps tool closed in pouch



Description	Part No.
Data T [®] -Cutter	45-074

Electrician's Scissors

- Designed for use in telephone and electrical service applications
- Cut up to 16 AWG solid and 12 AWG stranded wire
- Serrated surface on back blade edge cleans wire and straightens twisted pair conductors
- Stripping notches strip 19 and 23 AWG wire
- Chrome over nickel plating



Description	Part No.
Electrician's Scissors w/stripping notches	35-088

Cable Splicing Kit

- Kit designed for use in telephone and electrical service applications
- High carbon steel blade in Splicing Knife remains sharp and cuts easily through many insulation types
- Kit includes Scissors 35-088, Splicing Knife 35-1091 and Leather Holder



Description	Part No.
Cable Splicing Kit	35-093
Cable Splicing Knife (only)	35-1091

2.4 GHz Satellite & Digital TV Splitters



- Designed for easy mounting over cable
- All ports are F female connectors, 75Ω
- Two grounding screws eliminate the need for grounding block
- All ports power pass

Description	Part No.
2-Way, 5MHz - 2.4GHz	85-332
3-Way, 5MHz - 2.4GHz	85-333
4-Way, 5MHz - 2.4GHz	85-334

1 GHz Cable TV/General Purpose Splitters



- Nickel-plated housing, soldered back
- High-performance Printed Circuit Board design

Description	Part No.
High Performance Cable Splitter, 5MHz-1GHz, 2-Way	85-132
High Performance Cable Splitter, 5MHz-1GHz, 3-Way	85-133
High Performance Cable Splitter, 5MHz-1GHz, 4-Way	85-134



Use terminators (85-073) on all unused ports for optimal performance.

Master Series Network Service Kit



- Kit allows user to cut, strip, terminate and test data cables. Use for CAT5e, CAT6 and voice installations.

Description	Part No.	
Master Series Network Service Kit	33-706	
Kit Includes:	Qty.	Part No.
Ratchet Telemaster™	1	30-696
Punchmaster™ II w/110 & 66 Blades	1	35-485
Probe Pic and Spudger	1	35-473
UTP/STP Stripper	1	45-165
Cable Splicing Kit	1	35-093
LinkMaster™ Tester	1	62-200
7-in-1 Twist-a-Nut™ Screwdriver	1	35-908
PRO Amplifier Probe & Tone Generator Kit	1	33-864
Kinetic Super™ Wire Stripper/ IDC Crimper	1	45-719
8-Position CAT5e RJ-45 Modular Plugs	50	85-396
Large Mouth Bag, 13 in.	1	35-410

Pro XL Compression Hip Kit

- Cut, strip and terminate compression connectors in one handy professional tool kit.
- For F/BNC/RCA compression



Description	Part No.	
Pro XL Compression Hip Kit	33-793	
Kit Includes:	Qty.	Part No.
OmniSeal™ Pro XL Compression Tool	1	30-793
PrepPRO® Coax (59/6/6Q)/UTP Cable Stripper	1	45-605
Data T®-Cutter	1	45-074
Pouch with Belt Clip	1	—

RF Coax Crimp & Compression Kit



- Professional kit for security and cable/satellite installers to crimp or compress F and BNC coax connectors. Multiple die sets offer a wide range of connectors to terminate.

Description	Part No.	
RF Coax Crimp & Compression Kit	33-410	
Kit Includes:	Qty.	Part No.
OmniSeal™ PRO XL Compression Tool	1	30-793
Ratchet Crimp Tool	1	30-503
2-Step Adjustable Coax Stripper	1	45-526
3-Step Adjustable Coax Stripper	1	45-520
Data T®-Cutter	1	45-074
58/59 BNC/TNC Die Set	1	30-581
RG-59 Cambridge-type Die Set	1	30-573
RG-174 Mini-59 Die Set	1	30-576
RG-6 RTQ™ XR™ Compression F-Connector	50	92-650
Mechanic's Bag	1	35-535

LinearX®3 Hip Kit

- Cut, strip and terminate F/BNC/RCA connectors in one handy starter tool kit.



Description	Part No.	
LinearX®3 Hip Kit	33-622	
Kit Includes:	Qty.	Part No.
LinearX®3 Compression Tool	1	33-632
PrepPRO® Coax (59/6/6Q)/UTP Cable Stripper	1	45-605
Data T®-Cutter	1	45-074
Pouch with Belt Clip	1	—

Pro Compression Starter Kit

- Starter kit includes both F and BNC connectors as well as professional tools to cut, strip and terminate coax cables.
- Designed for security and cable/satellite installation.



Description	Part No.	
Service Compression Kit	33-639	
Kit Includes:	Qty.	Part No.
OmniSeal™ PRO XL Compression Tool	1	30-793
PrepPRO® Cable Stripper	1	45-605
Data T®-Cutter	1	45-074
RTQ™ XR™ RG-6 F Compression Connectors	25	92-650
RG-59 InSITE™ BNC Compression Connectors	10	89-047
RG-6 InSITE™ BNC Compression Connectors	5	89-048
RG-59 Plenum InSITE™ BNC Compression Connectors	5	89-049
RG-6 90° F Compression Connectors	3	92-691
RG-59 90° BNC Compression Connectors	3	92-693
3GHz F-81 Splice Adapters	3	85-340
BNC Adapters	3	85-592

Economy Compression Kit

- Starter kit includes the tools and connectors to cut, strip and terminate coax cables.
- For use with F Connectors



Description	Part No.	
Economy Compression Kit	33-620	
Kit Includes:	Qty.	Part No.
LinearX®3 Compression Tool	1	33-632
PrepPRO® Coax (59/6/6Q)/UTP Cable Stripper	1	45-605
Data T®-Cutter	1	45-074
RG-59 RTQ™ Compression Connectors	10	92-610
RG-6 RTQ™ XR™ Compression Connectors	30	92-650

Technician's Service Kit

- Kit includes tools to install twisted pair cable on blocks and data jacks.



Description	Part No.	
Technician's Service Kit	33-505	
Kit Includes:	Qty.	Part No.
Electrician's Scissors w/Stripping Notches	1	35-088
Probe Pic & Spudger	1	35-473
Punchmaster™ Punchdown Tool w/110 & 66 Blades	1	35-485
7-in-1 Twist-a-Nut™ Screwdriver/Nutdriver	1	35-908
UTP/STP Stripper	1	45-165
Nylon case	1	62-205

RJ-45/11 Four, Six & Eight-Position Combination TelCom Termination Kit

- TelCom Kit is designed for the user who will terminate RJ-11 and RJ-45 twisted pair cables.



Description	Part No.	
TelCom Termination Kit	33-704	
Kit Includes:	Qty.	Part No.
Telemaster™ for RJ-11/RJ-45 Plugs	1	30-496
6P4C RJ-11 Modular Plugs	15	85-344
6P6C RJ-11 Modular Plugs	15	85-345
8P8C RJ-45 CAT 5e Modular Plugs	15	85-346

RJ-45 Termination Kit

- Suited for the user who will cut and terminate RJ-45 Modular Plugs.



Description	Part No.	
RJ-45 Termination Kit	33-750	
Kit Includes:	Qty.	Part No.
Telemaster™ for RJ-11/RJ-45 Plugs	1	30-496
UTP/Coax Stripper	1	45-165
8-Position RJ-45 CAT5e Modular Plugs	50	85-346

Telemaster™ Crimp Kit



Description	Part No.	
Telemaster™ Crimp Kit	33-700	
Includes:	Qty.	Part No.
Telemaster™ for RJ-11 (1, 2, 3 pair) and RJ-45 Plugs	1	30-496
CAT 5e 8-Position, 8-Contact RJ-45 Modular Plugs	10	85-346
6-Position RJ-11 Modular Plugs	10	85-345
6-Position, 4-Contact RJ-11 Modular Plugs	10	85-344

PRO Network/Telco Installer Kit



- Kit allows user to terminate modular plugs as well as data blocks or jacks.

Description	Part No.	
PRO Network/Telco Installer Kit	33-506	
Includes:	Qty.	Part No.
Ratchet Telemaster™	1	30-696
Punchmaster™ II w/110 & 66 Blades	1	35-485
Probe Pic and Spudger	1	35-473
UTP/STP Stripper	1	45-165
Electrician's Scissors w/Stripper Notches	1	35-088
8-Position CAT5e RJ-45 Modular Plugs	50	85-396
Mechanic's Bag	1	35-535

Visual Fault Finder



Laser light source used to locate breaks, faulty splices and crimps

Adapter

- 2.5mm Universal Adapter for all ST®, SC and FC connectors
- Useful over a distance of 5km (3 miles)
- Two AA batteries (included) provide over 30 hours of continuous use
- Slim, pocket-sized tool in rugged solid aluminum body
- Nylon carrying case with belt loop included

Description	Part No.
Visual Fault Finder	VFF5
Male FC (2.5mm) to Female LC (1.25mm) Connector	135051

Note: ST® is a registered trademark of AT&T.

FiberMASTER™ Fiber Optic Test Kit

- **Fiber Optic Power Meter & Light Source** – Four wavelength power meter for multimode and single mode testing, and 850nm multimode LED light source.
- **Calibration Function** – Stores reference power level for quick dB loss measurements eliminating the need to manually calculate loss.
- **Save Time and Money** – Power meter features 2.5mm universal and FC adapters, light source includes ST®, SC and FC adapters to test the most common interfaces.
- **Ready for FTTx** – 1490nm measurement wavelength for use with nearly all single mode Fiber-To-The-Home applications.
- **Designed for the Field** – Unique “docking” light source and easy three-button operation make this the perfect fiber tester for use in the field.



Description	Part No.
Power meter with 850NM fiber light source	33-928
Power meter with four wavelength MM/SM light source	33-931

Note: ST® is a registered trademark of AT&T.

MiniLite-Strip™ Optical Fiber Stripper



- Small strip notch engineered and precision-ground to strip 900 micron or 250 micron buffer coatings from 125 or 140 micron fiber
- Larger round strip notch machined to remove the 3mm outer jacket
- Strip notches pre-set and locked, no field adjustment necessary

Description	Part No.
MiniLite-Strip™ Optical Fiber Stripper	45-352

Stripmaster® Ribbon Fiber Jacket Stripper

- Removes jacket from Ribbon Fiber without damage to the Kevlar® strength member of the Ribbon Fiber



Description	Part No.
Stripmaster® Wire Stripper Frame only	L-5620
Blade-set for use with Corning® Plenum and Riser Ribbon Fiber Cable	LB-1152
Blade-set for use with Corning® “Fanout” Ribbon Cable	LB-1153

Note: Kevlar® is a registered trademark of E. I. du Pont de Nemours and Company. Corning® is a registered trademark of Corning, Inc. Frame and blade set sold separately.

Serrated Kevlar® Cutter

- Superior quality high-carbon stainless steel with molybdenum and vanadium provides hard, razor-sharp edges
- Breaker notch cuts jacket and breaks fiberglass in one step
- Textured cushioned-grip handles
- Designed to cut up to 3mm fiber cables



Description	Part No.
Serrated Cutter w/Breaker Notch (Patent pending)	45-344

Note: Kevlar® is a registered trademark of E. I. du Pont de Nemours and Company.

DualScribe™ Double-Ended Fiber Optic Scribes

- Three professional quality blade styles to choose from to meet your specific needs – Ruby, Sapphire, Carbide
- 30° single bevel – DualScribe™ reversible blade doubles tool life
- Soft non-slip grip provides precise control during scribing
- Clear safety cap protects the blades from damage when not in use



Description	Part No.
Ruby Blade Fiber Optic Scribe (Red Handle)	45-357
Sapphire Blade Fiber Optic Scribe (Blue Handle)	45-358
Carbide Blade Fiber Optic Scribe (Black Handle)	45-359

ALPHABETICAL INDEX

Item	Page
3-Phase Sequence Tester	D-16
4-in-1 Test Tool	D-8
7-in-1 Strripper	B-19
A	
Accessories	
Circuit Tracer	D-5
Custom Stripmaster® Wire Strippers	C-8
Fish Tape	B-6
Stripmaster® Wire Stripper	C-6
Toggle Switch	B-79
Accessory Kits, Tuff-Rod™	B-7
Adapters	
Alligator Clips	D-17
F-Type	E-8
Ground	D-17
Alligator Clip Adapter	D-17
Aluminum Benders	B-15
Amplifier Probe and Tone Generator Kit	E-4
Anchor Kits	B-75
Anti-Oxidant	B-11
Appliance Switches	B-81
Application Guide, MIL-Spec	C-9 thru C-11
Apron	B-50
Aqua-Gel® Cable Pulling Lubricant	B-10
Arbors, Hole Saw	B-59
Auger Bit Extension	B-63
Auger Bits	B-65
Awl	B-35
B	
B-CAP® Wire Connectors	A-11
B-TAP® Insulation Connectors	A-37
B-Twist™ Wire Connectors	A-11
Backpack	B-49
Bags, Tool	B-50
Barricade Tapes	B-101
Barrier Strips	A-36
Bases, Mounting	B-73, B-74
Battery Pack, Circuit Tracer	D-5
Belts	B-48
Bender Bottle Opener	B-15
Bender Guide	B-15
BenderBoot™	B-15
Benders	B-15
Bits	B-39
Auger	B-65
Flexible Drill	B-61
Installer	B-61
Spade	B-61
Step Drill	B-64
Wood Boring	B-62
Blades	
Hacksaw	B-24
Punchdown	E-9
Reciprocating	B-66
Band Saw	B-67
Stripmaster® Wire Stripper	C-6
Blued-Steel™ Fish Tapes	B-4
Booklets, Wire Marker	B-77
Bottle Opener, Bender	B-15
Breaker Lockouts	B-95, B-96
Buchanan Streetlighting Kits	A-26 thru A-28
Bushings	B-75
C	
Cabinet Screwdrivers	B-34
Cable Cutters	B-23, B-27, B-28
Insulated	B-45
Ratcheting	B-28
Cable	
Lockout	B-97
Pulling Lubricant	B-10
Ripper	B-18

Item	Page
Cable	
Slitting Tool	B-19, E-13
Splice Kit	E-10, E-14
Cable Stacker	B-76
Cable Stripper PrepPRO®	E-13
UF	B-19
Cable Tester, VDV	E-4
Cable Tie Tool	B-69
Cable Ties	B-70 thru B-73
Multi-Purpose	B-74
Cable Verifier, VDV	E-3
Cable, Locking	B-101
Can Light Hole Saw	B-61
Carbon Steel Staples	B-76
Cards, Marker	B-77
Carriers, Tool	B-48
Carrying Case Selection Guide	D-18
CAT5e Modular Plugs	E-10
CAT6 Modular Plugs	E-10
Chisel	B-25
Circuit Analyzer	D-11
Breaker Finder	D-12
Tester	D-14
Circuit Tracer Accessories	D-5
Battery Pack	D-5
Inductive Clamp	D-5
Receiver	D-5
Transmitter	D-5
Circuit Tracers	D-3 thru D-5
Clamp Meter	D-7 thru D-9
600 Amp	D-8
Selection Guide	D-9
TightSight™	D-7
Clamps	B-70
ClearGlide® Wire pulling Lubricant	B-9
Coax Strip & Crimp Tool	B-19
Coax Strippers	E-13
Combo Head™ Screwdriver	B-35
Combo Tool	B-18
Compression Connectors	E-5, E-6
Kit	E-16
Compression Tool LinearX®3	E-5
OmniSeal™ PRO XL	E-5
Conduit Benders	B-15
Markers	B-99
Measuring Tape	B-12
Connector Installation Removal Tool	E-8
Connectors Compression	E-5, E-6
Crimp	A-21, A-33
Connectors, Insulation	A-37
Connectors, Insulation Displacement	E-10
Connectors, Wire	A-6
Cord, Extension	D-17
Crimp & Compression Kit	E-15
Crimp Connectors	A-21, A-33
Crimp Die Sets	E-7
Crimp Kit	E-17
Crimp Terminals	A-29 thru A-32
Crimp Tool	E-7, E-8, B-26
Crimp Tool Kit	E-9
Crimp Tool, Modular Plug	E-9
Crimp-On F-Connectors	E-8
Cushion-Grip Screwdrivers	B-34
Custom Stripmaster® Replacement Pads	C-8
Wire Strippers	C-7, C-8
Cutters Cable	B-23, B-27, B-28
Hole	B-56
Serrated	E-18

Item	Page
Cutters SirNickless™	B-26
D	
Data Jacks, Modular	E-11, E-12
Data T®-Cutter	B-19, E-14
Deburring Tool	B-32
Diagonal Cutting Pliers	B-22
Die Sets, Crimp	E-7
Digital Light Meter	D-16
Disconnects	A-31 thru A-32
Door Switch	B-80
Drill Bits Flexible	B-61
Step	B-64
Drill Taps	B-55
Duct Seal	B-11
E	
E-Z Check® Circuit Tester	D-14
Electronics Screwdrivers	B-37
Engraving Tool	B-26
Ergo-Elite Stripmaster® Wire Stripper	C-12
Extension Bar	B-62
Cord	D-17
Extension, Auger Bit	B-63
F	
F-Connectors	E-8
F-Type Adapters	E-8
Terminators	E-8
Feed-Thru Crimp Tool	E-9
Modular Plugs	E-10
Fiber Optic Scribes	E-18
Test Kit	E-18
Stripper	E-18
Fish Tape Accessories	B-6
Leaders	B-6
Repair Kits	B-6
Replacement Kits	B-6
Swivel Ball	B-6
Fish Tapes	B-4 thru B-5
Blued-Steel™	B-4
Fiberglass	B-5
Gold-Fish®	B-5
Stainless Steel	B-4
Volt-Guard	B-4
Zoom™	B-5
Flange Anchor Kits	B-75
Flex Fishing Poles	B-7
Flexible Drill Bits	B-61
Foam Carriers	B-13
Folding Saw	B-24
Fuse Pullers	B-46
G	
Gate Valve Lockouts	B-97
Gold-Fish® Fish Tapes	B-5
Greenie® Grounding Wire Connectors	A-7, A-20
Grip-n-Screw™ Screwdriver	B-35
Grommets	B-75
Ground Adapters	D-17
Resistance Meters	D-15
Grounding Products	A-18 thru A-19
Screws	A-20
Tails	A-19
H	
Hacksaw Blades	B-24
Ergonomic	B-24
Heavy-Duty	B-24
Hammer	B-25

Item	Page
Hasps, Lockout	B-98
Heat Guns	B-89
Heat Shrink Tubing	B-86 thru B-88
Heavy-Duty Hacksaw	B-24
Hex Key Sets	B-24
High-Temp Wire Connectors	A-33
Hole Cutters	B-56
Hole Saw Arbors	B-59
Can Light	B-61
Kits	B-59
Pilot Bits	B-59, B-60
Hole Saws	B-58, B-60
Holster, Tool	B-50
I	
IDEAL Wipes	B-26
Identification Ties	B-69
In-Sure® Push-In Wire Connectors	A-15
Indicator, Mechanical	B-26
Indicator Lights	B-82 thru B-83
Inductive Clamp, Circuit Tracer	D-5
Installer Bits	B-61
Insulated Nut Drivers	B-44
Screwdrivers	B-44
Staples	B-76
Tool Cases	B-44
Tool Kits	B-42 thru B-44
Tools	B-45
Wire Stripper	B-45
Insulation Connectors	A-37
Insulation Displacement Connectors	E-10
Insulation Testers	D-15
Insulators Splice Cap	A-21
Wrap-Cap®	A-21
Iron Benders	B-15
J	
Jab Saw	B-24
Jumpers	A-35
K	
Keystone Screwdrivers	B-34
Kinetic® Wire Strippers	B-17
Kit Amplifier Probe and Tone Generator	E-4
Anchor	B-75
Cable Splice	E-10, E-14
Crimp Tool	E-9
DataComm	E-15 thru E-17
Heat Gun	B-89
Heat Shrink	B-85
Hole Saw	B-59
Insulated Tool	B-42 thru B-44
Lighting Installation	A-17
Lighting Maintenance	A-17
Lockout/Tagout	B-91 thru B-94
Step Bit	B-64
Streetlighting	A-22 thru A-28
Test-Tone-Trace	E-4
Tool	B-51 thru B-53
Wood Boring Bits	B-63
Knife Insulated	B-45
Utility	B-24
Pocket	B-25
L	
Labels, Lock	B-98
Lead Screws	B-62
Leaders, Fish Tape	B-6
Levels	B-25

ALPHABETICAL INDEX

Item	Page
Lighting	
Installation Kit	A-17
Maintenance Kit	A-17
Lights, Indicator	B-82 thru B-83
Lil' Ripper Stripper™	B-18
Line Packages	B-13
LinearX ³	
Compression Tool	E-5
Hip Kit	E-15
Linesman Pliers	B-22
LinkMaster™ Tester	E-4
Load Center	B-78
Lock	
Labels	B-98
Stations	B-95
Locking	
Cable	B-101
Lockout	
Cable	B-97
Devices	B-97
Hasps	B-98
Tags	B-98
Lockout/Tagout	B-90
Lockouts	
Breaker	B-95, B-96
Plug	B-96
Switch	B-97
Long-Nose Pliers	B-22
Lubricants, Wire	
Pulling	B-9 thru B-11
Luminaire	
Disconnects	A-16 thru A-17
M	
Magnetic Strap	D-17
Marker Cards	B-77
Markers, Voltage & Conduit	B-99
Marking Pen	B-78
Measuring Tapes	B-25
Conduit	B-12
Meter	
Digital Light	D-16
Split-Jaw™ Smart Meter	D-12
Ground Resistance	D-15
MIL-Spec Application	
Guide	C-9 thru C-11
MiniTracker™ PRO Tester	E-4
Modular	
Data Jacks	E-11, E-12
Plug Crimp Tool	E-9
Plugs	E-10
Mounting	
Bases	B-73, B-74
Pads	B-73
MULETAPE®	B-12
Multi-Bit Screwdrivers	B-30
Multi-Crimp	
Strip Tool	B-18
Tool, Insulated	B-45
Tools	B-23
Multimeters	D-13
N	
Network Installer Kit	E-17
Network Kit	E-15
NM Cable Wire Stripper	B-18
Noalox® Anti-Oxidant	B-11
Nut Driver Sets	B-36
Nut Drivers	B-36
Insulated	B-44
Nutmaster® Nut Drivers	B-36
O	
Off-Set Screwdriver	B-35
Omega Stripmaster® Wire Stripper	C-13
OmniSeal™ PRO XL	
Compression Tool	E-5
Optical Fiber Stripper	E-18
P	
Padlocks	B-98

Item	Page
Pads, Mounting	B-73
Pen, Marking	B-78
Phillips	
Bits	B-39
Screwdrivers	B-34
Pigtails	A-20
Pilot Bits	B-59, B-60
Plastic Staples	B-76
Pliers	B-21 thru B-23
Insulated	B-45
Plug Lockouts	B-96
Pneumatic Wire Strippers	C-15
Pocket Knives	B-25
Pouches	
Tool	B-48
Zipper	B-50
PowerBlade™	
Cable Cutter	B-27
PowerPlug® Luminaire	
Disconnects	A-16 thru A-17
Pre-Insulated	
Crimp Connectors	A-33
PrepPRO® Cable Stripper	E-13
Pro XL Compression Kit	E-15
Probe Pic & Spudger	E-9
Pull Chain Switches	B-80
Pull-Line	B-12
Punchdown	
Blades	E-9
Tool	E-9
Push-Button Switches	B-81
Push-In Wire Connectors	
	A-15 thru A-17
Q	
Quick Connects	A-35
Quick-Change	
Screwdriver	B-36
R	
Ratcheting	
Cable Cutter	B-28
Screwdriver	B-31
Receiver, Circuit Tracer	D-5
Receptacle Tester	D-14
Reciprocating Blades	B-66
Reflex™ T ³ -Strippers	B-17
Removal Tool	E-8
Repair Kits, Fish Tape	B-6
Replacement	
Kits, Fish Tape	B-6
Lead Screws	B-62
Replacement Pads, Custom	
Stripmaster® Wire Strippers	C-8
Replacement Parts Selection	
Guide, T&M	D-18
Replacement Parts, Stripmaster®	
Wire Stripper	C-6
Replacement	
Pilot Bits	B-59
Tips, Multi-Bit	B-30
Ring Terminals	A-30
Ringer™ Strippers	E-13
Rocker Switches	B-81, B-82
Rope	B-13
Rotating Screwdriver	B-35
Rotation Tester	D-16
Round Cable Slitting Tool	B-19
S	
S-Class® Fiberglass	
Fish Tapes	B-5
Safety Signs	B-99
Saw Blades	B-67
Saw	
Folding	B-24
Hole	B-58, B-60
Jab	B-24
Scissors	E-14
Screwdriver	
Bits	B-39

Item	Page
Screwdriver	
Combo Head™	B-35
Sets	B-33
Off-Set	B-35
Quick-Change	B-36
Ratcheting	B-31
Rotating	B-35
Torque	B-37
Screwdrivers	
Cabinet	B-34
Cushion-Grip	B-34
Electronics	B-37
Insulated	B-44
Keystone	B-34
Multi-Bit	B-30
Phillips	B-34
Twist-a-Nut™	B-31
Screws	
Grounding	A-20
Lead	B-62
Scribes, Fiber Optic	E-18
Selection Guides	
Carrying Case	D-18
Clamp Meter	D-9
Test Leads	D-19
T&M Replacement Parts	D-18
Serrated Cutter	E-18
Set Screw Wire Connectors	A-33
Sets	
Hex Key	B-24
Nut Driver	B-36
Screwdriver	B-33
Sharpening File	B-62
Shims	B-75
Shoulder Straps	B-48
SignalTEK® Tester	E-3
Signs	B-99
SirNickless™ Cutter	B-26
Slip-Joint Pliers	B-23
Slotted Bits	B-39
Snips, Tin	B-26
Socket, Wire Connector	A-13
Spade	
Bits	B-61
Terminals	A-30
Splice Cap Insulators	A-21
SpliceLine® In-Line Wire	
Connectors	A-15
Splices	A-32
Split-Jaw™ Smart Meter	D-12
Splitters	E-14
Square Bits	B-39
Stainless Steel Fish Tapes	B-4
Staples	B-76
Stations, Lock	B-95
Step Bit Kit	B-64
Step Drill Bits	B-64
Strain Relief Boots	E-10
Straps	
Magnetic	D-17
Shoulder	B-48
Streetlighting	
Kits	A-22 thru A-28
Kits, Buchanan A-26 thru A-28	
Stripmaster®	
Accessories	C-6
Blades	C-6
Lite Wire Stripper	C-5
Replacement Parts	C-6
Wire Stripper	C-5
Strippers	
7-in-1	B-19
Coax	E-13
Fiber	E-18
Ringer™	E-13
V-Notch	B-18
SureTest® Circuit Analyzer	D-11
SureTrace™ Circuit	
Tracers	D-3 thru D-5
Switches	
Door	B-80
Lockouts	B-97

Item	Page
Switches	
Toggle	B-78 thru B-79
Swivel Ball	B-6
T	
T ³ -Cutter Lite Wire Cutter	C-13
T ³ -Cutter Wire Cutter	B-18
T ³ -Cutter, Data	E-14
T ³ -Stripper Wire Strippers	B-17
Tags, Lockout	B-98
Tamper-Proof Bits	B-39
Tap Tool	B-31
Tapes	B-100, B-101
Fish	B-4 thru B-5
Measuring	B-25
Taps, Drill	B-55
Technician Service Kit	E-16
Telemaster™ Tools	E-9
Terminal Strips	A-34
Terminals	
Crimp	A-29 thru A-32
Ring	A-30
Spade	A-30
Termination Kit	E-16, E-17
Terminators, F-Type	E-8
Test Kit	E-18
Test Leads	D-17
Selection Guide	D-19
Test Tool	D-8
Test-Tone-Trace Kit	E-4
Testers	
3-Phase Sequence	D-16
Insulation	D-15
LinkMaster™	E-4
MiniTracker™ PRO	E-4
Receptacle	D-14
Rotation	D-16
SignalTEK®	E-3
TRACETone®	E-4
Thermocouple	D-17
Ties	
Cable	B-70 thru B-73
Identification	B-69
TightSight™ Clamp Meters	D-7
Tin Snips	B-26
Toggle Switches	B-78 thru B-79
Tongue & Groove Pliers	B-22
Insulated	B-45
Tool	
Bags	B-50
Carriers	B-48
Cases, Insulated	B-44
Holster	B-50
Kits	B-51 thru B-53
Pouches	B-48
Tools	
Cable Slitting	B-19, E-13
Cable Tie	B-69
Coax Strip & Crimp	B-19
Combo	B-18
Crimp	B-26, E-7
Deburring	B-32
Engraving	B-26
Insulated	B-45
Multi-Crimp	B-23
Multi-Crimp Strip	B-18
Punchdown	E-9
Tap	B-31
Telemaster™	E-9
Torque Screwdriver	B-37
TRACETone® Tester	E-4
Transmitter, Circuit Tracer	D-5
Tubing, Heat Shrink	B-86 thru B-88
Tuff-Grip™ Pro Accessories	B-6
Tuff-Rod™	
Accessory Kits	B-7
Fishing Poles	B-7
Twist-a-Nut™ Screwdrivers	B-31
Twist-On	
F-Connectors	E-8
Wire Connectors A-6 thru A-12	

ALPHABETICAL INDEX

Item	Page	Item	Page	Item	Page	Item	Page
Twister®		Volt-Guard Fish Tapes	B-4	Wire Connectors	A-6	Wire Stripper	
Al/Cu Wire Connectors	A-10	Voltage		Twister®	A-8	Omega Stripmaster®	C-13
Pro Wire Connectors	A-8	Markers	B-99	Twister® Al/Cu	A-10	Stripmaster®	C-5
Wire Connectors	A-8	Testers	D-14, D-15	Twister® Pro	A-8	Stripmaster® Lite	C-5
U		VoltAware™ Non-Contact		UnderGround	A-9	Wire Strippers	B-17
UF Cable Stripper	B-19	Voltage Tester	D-14	Utility	A-10	Custom Stripmaster®	C-7
Underground Tapes	B-101	VoltSensor™ Voltage Tester	D-15	WeatherProof	A-9	Pneumatic	C-15
UnderGround Wire		W		Wing-Nut®	A-7	Wire Termination	A-6
Connectors	A-9	WeatherProof		Wing-Nut® Wire Connectors	A-12, A-13	Wire-Nut® Wire Connectors	A-6
Utility		Wire Connectors	A-9	Wire-Nut®	A-6	WireTwist® Wire Connectors	A-12
Knife	B-24	Wing-Nut® Wire Connectors	A-7	WireTwist®	A-12	Wood Boring Bits	B-62
Wire Connectors	A-10	WingTwist® Wire		Wire Cutter		Kits	B-63
V		Connectors	A-12, A-13	Data T®-Cutter	B-19	Wrap-Cap® Insulators	A-21
V-Notch		B-CAP®	A-11	T®-Cutter	B-18	Wrenches	B-25
Stripper	B-18	B-Twist™	A-11	T®-Cutter Lite	C-13	Y	
Wire Cutter	C-13	Grounding	A-7, A-20	V-Notch	C-13	Yellow 77® Wire Pulling	
VDV Cable		High-Temp.	A-33	Wire Marker		Lubricant	B-9
Tester	E-4	In-Sure® Push-In	A-15	Booklets	B-77	Z	
Verifier	E-3	Push-In	A-15 thru A-17	Dispenser	B-77	Zipper Pouches	B-50
Velocity™ Wire Pulling		Set Screw	A-33	Wire Pulling		Zoom™ Fish Tapes	B-5
Lubricant	B-11	SpliceLine®	A-15	Lubricants	B-9 thru B-11		
Visual Fault Finder	E-17	Twist-On	A-6 thru A-12	Wire Stripper			
Vol-Con® Elite Voltage				Ergo-Elite Stripmaster®			
Tester	D-14			Wire Stripper	C-12		
				Insulated	B-17, B-45		
				NM Cable	B-18		

NUMERICAL INDEX

Item	Page	Item	Page	Item	Page	Item	Page
10-398	B-48	30-1042J	A-15	30-322	A-33	30-445	A-21
10-466	B-48	30-1066	A-9	30-3284	A-19	30-447	A-21
11-113	B-26	30-1160	A-9	30-3285	A-19	30-451	A-7
11-200	B-26	30-1161	A-9	30-3286	A-19	30-451J	A-7
11-201	B-26	30-1162	A-9	30-3287	A-19	30-452	A-7
135051	E-17	30-1163	A-9	30-3288	A-19	30-452J	A-7
158050	E-3	30-1216	B-11	30-3289	A-19	30-454	A-7
158051	E-3	30-1260	A-9	30-330	B-32	30-495	E-9
158053	E-3	30-1261J	A-9	30-331	B-32	30-4951	E-9
172451L	B-75	30-1262J	A-9	30-3311	A-19	30-496	E-9
20-LC	A-27	30-1263J	A-9	30-333	B-32	30-506	E-7
20-LC-U	A-27	30-1264	A-9	30-3385	A-19	30-510	A-21
2006S	A-21	30-1342S	A-15	30-3390	A-19	30-511	A-21
2006SB	A-21	30-1361	A-9	30-3392	A-19	30-512	A-21
2007	A-21	30-1362	A-9	30-3394	A-19	30-515	A-21
2007B	A-21	30-1363	A-9	30-3396	A-19	30-517	A-21
2011S	A-21	30-144	A-8	30-3399	A-19	30-559	E-7
2011SB	A-21	30-146	A-33	30-340	A-8	30-573	E-7
2014	A-21	30-148	A-33	30-3402	A-19	30-576	E-7
2014B	A-21	30-151	A-6	30-3404	A-19	30-577	E-7
20U	A-27	30-1632	A-15	30-341	A-8	30-578	E-7
30-024	B-11	30-1633	A-15	30-3410	A-19	30-579	E-7
30-026	B-11	30-1634	A-15	30-3413	A-19	30-580	E-7
30-030	B-11	30-1642	A-15	30-3414	A-19	30-581	E-7
30-031	B-11	30-165	A-10	30-3415	A-19	30-582	E-7
30-032	B-11	30-171	A-6	30-341J	A-8	30-586	E-7
30-040	B-11	30-172	A-6	30-342	A-8	30-587	E-7
30-059	A-6	30-173	A-6	30-3429	B-23	30-593	E-7
30-065	A-10	30-2091	A-13	30-3430	B-22	30-594	E-7
30-071	A-6	30-210	A-33	30-3470	A-20	30-6064	A-9
30-072	A-6	30-211	A-33	30-3471	A-20	30-610	A-21
30-073	A-6	30-222	A-33	30-3480	A-19	30-6162	A-9
30-073J	A-6	30-2255	A-17	30-3496	A-19	30-640J	A-8
30-074	A-6	30-2257	A-17	30-352J	A-17	30-641	A-8
30-074J	A-6	30-244J	A-8	30-353XJ	A-17	30-642	A-8
30-076	A-6	30-245	A-33	30-3570	A-20	30-644J	A-8
30-076J	A-6	30-249	A-33	30-3571	A-20	30-645	A-33
30-082	A-17	30-251	A-6	30-3580	A-19	30-646	A-33
30-083	A-17	30-252	A-6	30-3594	A-20	30-648	A-33
30-087J	A-15	30-253	A-6	30-360Y	A-10	30-649	A-33
30-088J	A-15	30-259	A-6	30-3627	A-6	30-651	A-7
30-090J	A-15	30-265	A-10	30-3628	A-6	30-651J	A-7
30-092	A-7, A-20	30-271	A-6	30-3629	A-6	30-652	A-7
30-092J	A-7, A-20	30-272	A-6	30-365	A-10	30-652J	A-7
30-102	A-17	30-273	A-6	30-372	A-17	30-654	A-7
30-1032	A-15	30-274	A-6	30-382J	A-17	30-673	A-6
30-1032J	A-15	30-276	A-6	30-383X	A-17	30-674	A-6
30-1033	A-15	30-292	A-7, A-20	30-410	A-21	30-682	A-17
30-1033J	A-15	30-2C112	A-24	30-411	A-21	30-682L	A-17
30-1034	A-15	30-310	A-33	30-412	A-21	30-683	A-17
30-1034J	A-15	30-311	A-33	30-428	B-18	30-687	A-15
30-1039	A-15	30-3183	A-19	30-429	B-23	30-688	A-15
30-1039J	A-15	30-3184	A-19	30-430	B-22	30-690	A-15
30-103X	A-17	30-3194	A-20	30-433	B-19, E-8	30-696	E-9
30-1042	A-15	30-3201	A-19	30-441J	A-8	30-765	A-10

NUMERICAL INDEX

Item	Page	Item	Page	Item	Page	Item	Page
30-793	E-5	31-061	B-5	31-466	B-13	35-057	B-28
30-803	A-6	31-062	B-5	31-467	B-13	35-075	B-32
30-841	A-8	31-063	B-5	31-468	B-13	35-076	B-27
30-842	A-8	31-064	B-5	31-469	B-13	35-077	B-27
30-849	A-33	31-065	B-5	31-470	B-13	35-078	B-27
30-851	A-7	31-066	B-4	31-471	B-13	35-083	B-32
30-852	A-7	31-067	B-4	31-472	B-13	35-088	E-14
30-872	A-6	31-074	B-4	31-473	B-13	35-093	E-14
30-873	A-6	31-085	B-6	31-475	B-13	35-096	B-32
30-902	A-13	31-086	B-5	31-476	B-13	35-097	B-32
30-9429	B-45	31-087	B-5	31-477	B-13	35-098	B-32
30-9430	B-45	31-088	B-5	31-479	B-13	35-100	B-23
30-944	A-8	31-090	B-5	31-480	B-13	35-102	B-23
30-B2216	A-24	31-091	B-5	31-481	B-13	35-1091	E-14
30-C1212	A-24	31-092	B-5	31-541	B-6	35-1298	B-33
30-C1212D	A-24	31-093	B-5	31-542	B-4	35-1299	B-36
30-C1212N	A-24	31-094	B-6	31-544	B-4	35-1300	B-33
30-C1212P	A-24	31-096	B-5	31-552	B-4	35-1301	B-33
30-C1216	A-24	31-141	B-5	31-554	B-4	35-1302	B-36
30-C1216D	A-24	31-144	B-5	31-601	B-11	35-146	B-24
30-C1216N	A-24	31-148	B-6	31-605	B-11	35-147	B-24
30-C1216P	A-24	31-150	B-5	31-611	B-7	35-150	B-34
30-C1222	A-25	31-152	B-5	31-612	B-7	35-151	B-34
30-C1222N	A-25	31-155	B-5	31-631	B-7	35-152	B-34
30-C1226	A-25	31-156	B-6	31-633	B-7	35-154	B-34
30-C1226N	A-25	31-158	B-6	31-643	B-7	35-156	B-34
30-C1616	A-24	31-159	B-6	31-644	B-7	35-158	B-34
30-C1616D	A-24	31-160	B-5	31-647	B-7	35-161	B-34
30-C1616N	A-24	31-162	B-5	31-648	B-7	35-164	B-34
30-C1616P	A-24	31-164	B-6	31-651	B-7	35-166	B-34
30-C1622	A-25	31-165	B-5	31-652	B-7	35-168	B-34
30-C1622N	A-25	31-166	B-6	31-839	B-13	35-183	B-34
30-C1626	A-25	31-186	B-5	31-840	B-13	35-184	B-34
30-C1626N	A-25	31-187	B-5	31-841	B-13	35-186	B-34
30-C2012	A-24	31-189	B-5	31-844	B-13	35-188	B-34
30-C2012N	A-24	31-190	B-5	31-845	B-13	35-189	B-25
30-C2012T	A-24	31-200	B-5	31-846	B-13	35-190	B-34
30-C2016	A-24	31-201	B-5	31-849	B-13	35-191	B-34
30-C2016N	A-24	31-202	B-5	31-850	B-13	35-193	B-34
30-C2016T	A-24	31-203	B-6	31-851	B-13	35-194	B-34
30-C2022	A-25	31-207	B-5	31-853	B-13	35-195	B-34
30-C2022N	A-25	31-208	B-5	31-854	B-13	35-196	B-34
30-C2026	A-25	31-2128	B-4	31-855	B-13	35-200	B-35
30-C2026N	A-25	31-2143	B-9	31-856	B-13	35-202	B-35
30-C2216	A-24	31-276	B-11	31-857	B-13	35-203	B-35
30-C2216N	A-24	31-277	B-11	33-396	E-9	35-204	B-35
30-C2216T	A-24	31-278	B-11	33-410	E-15	35-205	B-25
30-C2222	A-25	31-291	B-10	33-505	E-16	35-206	B-25
30-C2222N	A-25	31-295	B-10	33-506	E-17	35-207	B-25
30-C2226	A-25	31-298	B-10	33-620	E-16	35-208	B-25
30-C2226N	A-25	31-2982	B-4	33-622	E-15	35-210	B-25
30-C2616	A-24	31-314	B-12	33-632	E-5	35-219	B-35
30-C2616N	A-24	31-315	B-12	33-639	E-16	35-238	B-25
30-C2616T	A-24	31-316	B-13	33-700	E-9	35-242	B-25
30-C2626	A-25	31-317	B-13	33-704	E-16	35-260	B-24
30-C2626N	A-25	31-318	B-13	33-706	E-15	35-261	B-24
30-HC2	A-25	31-319	B-13	33-719	E-10	35-262	B-24
30-HC6	A-25	31-320	B-13	33-750	E-17	35-264	B-24
30-HS2	A-25	31-321	B-13	33-793	E-15	35-271	B-24
30-S1212	A-24	31-322	B-13	33-856	E-4	35-272	B-24
30-S1212D	A-24	31-323	B-13	33-864	E-4	35-273	B-24
30-S1212N	A-24	31-324	B-13	33-866	E-4	35-274	B-24
30-S1212P	A-24	31-325	B-13	33-928	E-18	35-275	B-24
30-S1222	A-25	31-326	B-13	33-931	E-18	35-285	B-25
30-S1222N	A-25	31-327	B-13	34-001	B-46	35-286	B-25
30-S2212	A-24	31-328	B-13	34-002	B-46	35-287	B-25
30-S2212D	A-25	31-334	B-13	34-003	B-46	35-290	B-36
30-S2212N	A-24	31-338	B-12	34-012	B-46	35-291	B-36
30-S2212T	A-24	31-340	B-12	34-015	B-46	35-292	B-36
30-S2222	A-25	31-344	B-12	34-016	B-46	35-293	B-36
30-S2222D	A-25	31-347	B-12	35-001	B-26	35-294	B-36
30-S2222N	A-25	31-348	B-12	35-019	B-25	35-295	B-36
30-S2222P	A-25	31-351	B-9	35-020	B-25	35-296	B-36
31-004	B-4	31-355	B-9	35-021	B-25	35-297	B-33
31-010	B-4	31-358	B-9	35-022	B-25	35-298	B-33
31-012	B-4	31-365	B-9	35-028	B-22	35-299	B-36
31-033	B-4	31-371	B-10	35-029	B-22	35-300	B-24
31-035	B-4	31-375	B-10	35-031	B-28	35-301	B-24
31-036	B-4	31-378	B-10	35-031B	B-28	35-3028	B-22
31-038	B-4	31-381	B-9	35-032	B-28	35-3029	B-22
31-050	B-4	31-385	B-9	35-032B	B-28	35-3038	B-22
31-051	B-4	31-3855	B-10	35-033	B-28	35-3052	B-23
31-052	B-4	31-388	B-9	35-033B	B-28	35-311	B-48
31-055	B-4	31-391	B-9	35-036	B-22	35-312	B-48
31-056	B-4	31-395	B-9	35-038	B-22	35-316	B-48
31-057	B-4	31-398	B-9	35-046	E-8	35-325	B-48
31-058	B-4	31-421	B-10	35-052	B-23	35-338	B-48
31-059	B-4	31-425	B-10	35-053	B-28	35-3420	B-22
31-060	B-5	31-435	B-10	35-056	B-28	35-402	B-50

NUMERICAL INDEX

Item	Page	Item	Page	Item	Page	Item	Page
35-403	B-50	35-872	B-61	36-043	B-67	36-364	B-60
35-404	B-35	35-892	B-65	36-044	B-67	36-365	B-60
35-406	B-35	35-893	B-65	36-046	B-67	36-366	B-60
35-407	E-9	35-896	B-65	36-048	B-67	36-367	B-60
35-409	B-49	35-897	B-65	36-054	B-66	36-368	B-60
35-410	B-50	35-898	B-65	36-055	B-66	36-369	B-56
35-418	B-50	35-899	B-65	36-057	B-66	36-413	B-61
35-420	B-22	35-9029	B-45	36-058	B-66	36-415	B-61
35-426	B-22	35-9038	B-45	36-059	B-66	36-417	B-61
35-427	B-50	35-9052	B-45	36-060	B-66	36-419	B-61
35-430	B-22	35-908	B-31	36-065	B-66	36-421	B-61
35-440	B-22	35-910	B-32	36-066	B-66	36-422	B-61
35-441	B-50	35-9100	B-42	36-067	B-66	36-423	B-61
35-462	B-50	35-9101	B-42	36-070	B-67	36-432	B-61
35-473	E-9	35-9102	B-43	36-071	B-67	36-500	B-59
35-474	B-50	35-9103	B-43	36-072	B-67	36-501	B-59
35-478	E-9	35-9104	B-44	36-073	B-67	36-502	B-59
35-479	E-9	35-9108	B-42	36-075	B-66	36-511	B-58
35-485	E-9	35-911	B-31	36-085	B-66	36-512	B-58
35-495	E-9	35-912	B-31	36-086	B-66	36-513	B-58
35-497	E-9	35-913	B-31	36-087	B-66	36-514	B-58
35-505	B-50	35-914	B-31	36-088	B-66	36-515	B-58
35-511	B-64	35-9147	B-44	36-090	B-66	36-516	B-58
35-512	B-64	35-9148	B-44	36-095	B-66	36-517	B-58
35-513	B-64	35-9149	B-44	36-096	B-66	36-518	B-58
35-514	B-64	35-915	B-31	36-1/4-20	B-55	36-520	B-58
35-515	B-64	35-9150	B-44	36-10/24	B-55	36-521	B-58
35-516	B-64	35-9151	B-44	36-12/24	B-55	36-522	B-58
35-517	B-64	35-9166	B-44	36-240	B-37	36-523	B-58
35-520	B-64	35-9168	B-44	36-241	B-37	36-524	B-58
35-521	B-64	35-9169	B-44	36-242	B-37	36-525	B-58
35-522	B-64	35-9170	B-44	36-243	B-37	36-526	B-58
35-523	B-64	35-9172	B-44	36-244	B-37	36-527	B-58
35-524	B-64	35-9193	B-44	36-245	B-37	36-528	B-58
35-535	B-50	35-9194	B-44	36-246	B-37	36-529	B-58
35-5792	B-53	35-9196	B-44	36-248	B-37	36-530	B-58
35-5799	B-53	35-922	B-31	36-249	B-37	36-531	B-58
35-5805	B-53	35-923	B-31	36-250	B-62	36-532	B-58
35-598	B-61	35-926	B-32	36-251	B-62	36-533	B-58
35-599	B-61	35-927	B-32	36-252	B-62	36-534	B-58
35-655	B-50	35-9290	B-44	36-253	B-62	36-535	B-58
35-688	B-31	35-9291	B-44	36-254	B-62	36-536	B-58
35-690	B-34	35-9292	B-44	36-255	B-62	36-537	B-58
35-691	B-34	35-9293	B-44	36-256	B-62	36-538	B-58
35-692	B-34	35-9294	B-44	36-257	B-62	36-539	B-58
35-693	B-34	35-9295	B-44	36-258	B-62	36-540	B-58
35-694	B-34	35-9296	B-44	36-259	B-62	36-541	B-58
35-695	B-34	35-9297	B-44	36-260	B-62	36-542	B-58
35-726	B-65	35-9305	B-43	36-261	B-62	36-543	B-58
35-727	B-65	35-932	B-36	36-262	B-62	36-544	B-58
35-728	B-65	35-933	B-36	36-266	B-63	36-545	B-58
35-729	B-65	35-933STD	B-36	36-269	B-63	36-546	B-58
35-730	B-65	35-933TP	B-36	36-270	B-62	36-547	B-58
35-731	B-65	35-934	B-36	36-271	B-62	36-548	B-58
35-732	B-65	35-9340	B-45	36-272	B-62	36-549	B-58
35-781	B-26	35-9350	B-44	36-273	B-62	36-550	B-58
35-781-1	B-26	35-9351	B-44	36-300	B-56	36-551	B-58
35-782	B-26	35-9352	B-44	36-301	B-56	36-552	B-58
35-784BLK	B-48	35-939	B-30	36-302	B-56	36-553	B-58
35-790	B-52	35-940	B-30, B-32	36-303	B-56	36-554	B-58
35-794	B-53	35-941	B-30, B-32	36-304	B-56	36-555	B-58
35-800	B-51	35-942	B-30, B-32	36-305	B-56	36-556	B-58
35-808	B-52	35-9420	B-45	36-306	B-56	36-557	B-58
35-809	B-51	35-943	B-30, B-32	36-307	B-56	36-558	B-58
35-810	B-65	35-945	B-30	36-308	B-56	36-559	B-58
35-811	B-65	35-946	B-30	36-309	B-56	36-560	B-58
35-812	B-65	35-947	B-30	36-310	B-56	36-561	B-58
35-813	B-65	35-949	B-30	36-311	B-56	36-570	B-59
35-814	B-65	35-950	B-48	36-312	B-56	36-571	B-59
35-815	B-65	35-950BLK	B-48	36-313	B-56	36-572	B-59
35-816	B-65	35-953	B-30	36-314	B-56	36-573	B-59
35-817	B-65	35-954	B-30	36-315	B-56	36-574	B-59
35-819	B-62, B-63	35-965	B-48	36-316	B-56	36-575	B-59
35-820	B-65	35-965BLK	B-48	36-317	B-56	36-576	B-59
35-821	B-65	35-969	B-48	36-318	B-56	36-577	B-59
35-822	B-65	35-9690	B-44	36-350	B-60	36-6/32	B-55
35-823	B-65	35-9691	B-44	36-351	B-60	36-600	B-55
35-824	B-65	35-9693	B-44	36-352	B-60	36-8/32	B-55
35-825	B-65	35-9695	B-44	36-353	B-60	38-500	B-26
35-826	B-65	35-971	B-65	36-354	B-60	38-500BR	B-26
35-827	B-65	35-972	B-65	36-355	B-60	41-697	B-78
35-828	B-65	35-975	B-48	36-356	B-60	41-990	B-69
35-829	B-65	35-975BLK	B-48	36-357	B-60	41-995	B-69
35-862	B-65	35-976	B-65	36-358	B-60	42-001	B-101
35-864	B-65	35-977	B-65	36-359	B-60	42-002	B-101
35-866	B-65	35-978	B-65	36-360	B-60	42-003	B-101
35-868	B-65	35-979	B-65	36-361	B-60	42-012	B-101
35-870	B-61	35-988	B-31	36-362	B-60	42-051	B-101
35-871	B-61	35-995	B-48	36-363	B-60	42-052	B-101

NUMERICAL INDEX

Item	Page	Item	Page	Item	Page	Item	Page
42-101	B-100	44-877	B-99	45-526	E-13	46-953	B-89
42-102	B-100	44-878	B-99	45-600	C-15	46-954	B-89
42-103	B-100	44-880	B-99	45-605	E-13	46-955	B-89
42-104	B-100	44-881	B-99	45-6051	E-13	46-956	B-89
42-151	B-100	44-890	B-99	45-6052	E-13	61-025	D-14
42-152	B-100	44-892	B-99	45-615	B-17	61-035	D-14
42-201	B-100	44-892BK	B-99	45-618	B-17	61-051	D-14
42-251	B-100	44-893	B-99	45-619	B-17	61-063	D-15
42-252	B-100	44-894	B-99	45-621	B-17	61-065	D-14
42-301	B-77	44-895	B-99	45-650	C-15	61-070	D-14, D-17, D-18
42-399	B-77	44-896	B-99	45-671	C-5	61-072	D-14, D-17
44-101	B-77	44-898	B-98	45-671-341	C-6	61-076	D-14
44-102	B-77	44-900	B-98	45-672	C-5	61-092	D-14
44-103	B-77	44-901	B-98	45-672-341	C-6	61-096	D-12
44-104	B-77	44-906	B-98	45-673	C-5	61-164	D-11
44-105	B-77	44-907	B-98	45-674	C-5	61-175	D-11, D-17
44-106	B-77	44-912	B-98	45-715	B-17	61-176	D-11, D-17
44-107	B-77	44-914	B-98	45-716	B-17	61-179	D-11, D-18
44-108	B-77	44-916	B-98	45-718	B-17	61-182	D-11, D-17
44-109	B-77	44-918	B-98	45-777	B-19	61-183	D-11, D-17
44-110	B-77	44-956	B-96	45-778	B-18	61-201	D-14
44-111	B-77	44-957	B-96	45-890	C-5	61-340	D-13
44-148	B-77	44-969	B-94	45-891	C-5	61-342	D-13
44-151	B-77	44-970	B-91	45-892	C-5	61-461	D-13, D-17
44-152	B-77	44-971	B-92	45-893	C-5	61-465	D-13, D-17
44-154	B-78	44-972	B-93	45-894	C-5	61-486	D-13
44-1791	B-98	44-973	B-91	45-895	C-5	61-501	D-14
44-1807	B-95	44-974	B-93	45-906	C-15	61-520	D-16
44-1809	B-95	44-975	B-94	45-9120	B-17, B-45	61-521	D-16
44-1810	B-95	44-979	B-92	45-915	B-17	61-534	D-12
44-1830	B-98	44-990	B-101	45-918	B-17	61-565	D-17
44-1833	B-98	45-025	B-18	46-007	B-85	61-686	D-16
44-289	B-99	45-074	B-19, E-14	46-202	B-89	61-704	D-8
44-292	B-99	45-089	C-6	46-203	B-89	61-744	D-8
44-295	B-99	45-090	C-5	46-204	B-89	61-746	D-8
44-296	B-99	45-090-341	C-5	46-310	B-86	61-763	D-7
44-298	B-99	45-091	C-5	46-313	B-86	61-765	D-7
44-299	B-99	45-092	C-5	46-316	B-86	61-773	D-7
44-314	B-99	45-092-341	C-5	46-318	B-86	61-775	D-7
44-353	B-99	45-093	C-5	46-319	B-86	61-795	D-15
44-355	B-99	45-095	C-6	46-321	B-86	61-796	D-15
44-358	B-99	45-096	C-5	46-322	B-86	61-797	D-15
44-364	B-99	45-097	C-5	46-324	B-86	61-920	D-15
44-410	B-99	45-098	C-5	46-325	B-86	61-955	D-4
44-753	B-77	45-098-341	C-5	46-327	B-86	61-957	D-4
44-764	B-96	45-099	C-5	46-328	B-86	61-959	D-4
44-768	B-96	45-101	B-18	46-330	B-86	62-1202	E-4
44-769	B-96	45-118SRS	B-18	46-343	B-87	62-140	E-4
44-772	B-97	45-119	B-17	46-344	B-87	62-160	E-4
44-778	B-95	45-120	B-17	46-346	B-87	62-164	E-4
44-782	B-97	45-120-341	B-17	46-347	B-87	62-200	E-4
44-783	B-95	45-121	B-17	46-348	B-87	65-0150	C-13
44-785	B-95	45-123	B-18	46-350	B-87	65-LC	A-27
44-786	B-95	45-124	B-17	46-351	B-87	65LC-U	A-27
44-789	B-97	45-125	B-17	46-352	B-87	65U	A-27
44-790	B-98	45-125-341	B-17	46-354	B-87	74-001	B-15
44-791	B-98	45-128	B-19	46-356	B-87	74-002	B-15
44-792	B-96	45-129	B-19	46-357	B-87	74-003	B-15
44-793	B-96	45-144	E-13	46-358	B-87	74-006	B-15
44-800	B-98	45-162	E-13	46-369	B-87	74-019	B-15
44-801	B-98	45-163	E-13	46-371	B-87	74-020	B-15
44-804	B-94	45-164	E-13	46-372	B-87	74-021	B-15
44-806	B-95	45-165	E-13	46-381	B-88	74-026	B-15
44-807	B-95	45-2019	C-6, C-8	46-382	B-88	74-027	B-15
44-808	B-97	45-235	B-19	46-383	B-88	74-028	B-15
44-809	B-95	45-247	B-18	46-384	B-88	74-031	B-15
44-810	B-95	45-248	B-18	46-400	B-85	74-032	B-15
44-817	B-97	45-249	B-18	46-401	B-85	74-034	B-15
44-818	B-96	45-2530	C-15	46-402	B-85	74-037	B-15
44-819	B-96	45-260	C-13	46-403	B-85	74-046	B-15
44-820	B-97	45-262	C-6, E-13	46-404	B-85	74-047	B-15
44-821	B-97	45-264	C-6	46-405	B-85	74-100	B-15
44-822	B-96	45-265	C-6, E-13	46-410	B-85	74-126	B-15
44-823	B-95	45-282	C-6	46-411	B-85	74-127	B-15
44-824	B-97	45-292	C-5	46-600	B-86	772271	B-75
44-825	B-97	45-292-341	C-5	46-601	B-86	772451	B-75
44-829	B-97	45-344	E-18	46-602	B-86	772453	B-75
44-830	B-98	45-352	E-18	46-603	B-86	774000	B-78
44-832	B-98	45-353	C-13	46-604	B-86	774002	B-79
44-833	B-98	45-357	E-18	46-605	B-86	774003	B-78
44-841	B-99	45-358	E-18	46-606	B-86	774005	B-78
44-843	B-98	45-359	E-18	46-607	B-86	774008	B-78
44-846	B-97	45-415	B-17	46-608	B-86	774009	B-78
44-847	B-97	45-416	B-17	46-609	B-86	774010	B-78
44-848	B-98	45-417	B-17	46-610	B-86	774011	B-78
44-849	B-98	45-418	B-17	46-941	B-89	774013	B-78
44-862	B-99	45-425-341	B-17	46-950	B-89	774014	B-78
44-863	B-99	45-520	E-13	46-951	B-89	774015	B-78
44-865	B-99	45-524	E-13	46-952	B-89	774015BK	B-78

NUMERICAL INDEX

Item	Page	Item	Page	Item	Page	Item	Page
774016	B-78	78-0217	B-39	83-7221	A-30	85-053	E-8
774017	B-79	78-0217-25	B-39	83-7231	A-30	85-057	E-8
774018	B-79	78-0218	B-39	83-8001	A-31	85-068	E-6
774019	B-80	78-0219	B-39	83-8011	A-31	85-069	E-6
774020	B-79	78-0219-25	B-39	83-8101	A-31	85-070	E-8
774022	B-81	78-0220	B-39	83-8111	A-31	85-073	E-8
774026K	B-80	78-0220-25	B-39	83-9001	A-32	85-075	E-8
774027	B-78	78-0221	B-39	83-9011	A-32	85-079	E-6
774031	B-80	78-0221-25	B-39	83-9021	A-32	85-132	E-14
774032	B-80	78-0222	B-39	83-9031	A-32	85-133	E-14
774035	B-80	78-0222-25	B-39	83-9041	A-32	85-134	E-14
774037	B-80	78-0223	B-39	83-9051	A-32	85-147	E-10
774038	B-81	78-0224	B-39	83-9071	A-32	85-168	E-6
774039	B-81	78-0224-25	B-39	83-9081	A-32	85-178	E-6
774040BK†	B-82	78-0225	B-39	83-9091	A-32	85-332	E-14
774045	B-82	78-0225-25	B-39	83-9281	A-32	85-333	E-14
774056	B-82	78-0226	B-39	83-9291	A-32	85-334	E-14
774085	B-81	78-0227	B-39	83-9301	A-32	85-339	E-8
774093	B-78	78-0228	B-39	83-9351	A-32	85-340	E-8
774096	B-79	78-0229	B-39	83-9361	A-32	85-344	E-10
774097	B-79	78-0230	B-39	83-9371	A-32	85-345	E-10
774113	B-75	78-0231	B-39	83-9401	A-32	85-346	E-10
774136	B-75	78-0232	B-39	83-9411	A-31	85-366	E-10
775101	B-77	78-0233	B-39	83-9421	A-31	85-367	E-10
775102	B-77	82S-ADBI-C	A-28	83-9441	A-31	85-370	E-10
775103	B-77	82S-ADBI-LC	A-28	83-9451	A-31	85-371	E-10
775104	B-77	82S-EAFBI-C	A-28	83-9471	A-31	85-372	E-10
775111	B-83	82S-EAFBI-LC	A-28	83-9481	A-31	85-375	E-10
776111	B-83	83-001	B-26	83-9501	A-31	85-376	E-10
776211	B-83	83-0131	A-30	83-9511	A-31	85-377	E-10
776311	B-83	83-0141	A-30	83-9521	A-31	85-379	E-10
777111	B-83	83-0221	A-30	83-9541	A-31	85-380	E-10
777112	B-83	83-0231	A-30	83-9551	A-31	85-396	E-10
777112BK	B-83	83-0241	A-30	83-9571	A-31	85-900	E-10
777121	B-82	83-0331	A-30	83-9581	A-31	85-925	E-10
777131	B-83	83-0341	A-30	83-9591	A-31	85-937	E-8
777211	B-83	83-0351	A-30	83-9601	A-31	85-950	E-10
777212	B-83	83-0421	A-30	83-9611	A-32	85-960	E-10
777212BK	B-83	83-0431	A-30	83-9621	A-32	86-396	E-10
777221	B-82	83-0441	A-30	83-9631	A-32	86-925	E-10
777231	B-83	83-0451	A-30	83-9771	A-31	88-843	B-26
777311	B-83	83-0511	A-30	83-9781	A-31	89-040	E-6
777321	B-82	83-0521	A-30	83-9791	A-31	89-041	E-6
777331	B-83	83-0531	A-30	83-9801	A-32	89-044	E-6
777331BK	B-83	83-0541	A-30	83-9911	A-31	89-045	E-6
778111	B-83	83-0611	A-30	83-9921	A-31	89-047	E-6
778211	B-83	83-0621	A-30	83-9931	A-31	89-048	E-6
78-0100	B-39	83-0631	A-30	83-9971	A-31	89-049	E-6
78-0101	B-39	83-2121	A-30	83-9981	A-31	89-1047	E-6
78-0102	B-39	83-2131	A-30	83-9991	A-31	89-1544	E-6
78-0102-25	B-39	83-2141	A-30	83S-ADBI-C	A-28	89-1545	E-6
78-0103	B-39	83-2151	A-30	83S-ADBI-LC	A-28	89-202	A-34
78-0104-25	B-39	83-2221	A-30	83S-EAFBI-C	A-28	89-203	A-34
78-0105	B-39	83-2231	A-30	83S-EAFBI-LC	A-28	89-204	A-34
78-0105-25	B-39	83-2241	A-30	84-018	E-8	89-206	A-34
78-0106	B-39	83-2251	A-30	84-0241	A-30	89-208	A-34
78-0106-25	B-39	83-2331	A-30	84-0341	A-30	89-210	A-34
78-0107	B-39	83-2341	A-30	84-0421	A-30	89-211	E-6
78-0108	B-39	83-2351	A-30	84-2241	A-30	89-212	A-34
78-0108-10	B-39	83-2361	A-30	84-2341	A-30	89-224	A-35
78-0111	B-39	83-2371	A-30	84-3261	A-32	89-229	A-35
78-0111-10	B-39	83-3261	A-32	84-6171	A-30	89-230	A-35
78-0112	B-39	83-3271	A-32	84-7111	A-30	89-302	A-34
78-0113	B-39	83-3281	A-32	84-7161	A-30	89-304	A-34
78-0113-10	B-39	83-6111	A-30	84-7171	A-30	89-306	A-34
78-0114	B-39	83-6121	A-30	84-7221	A-30	89-308	A-34
78-0114-10	B-39	83-6131	A-30	84-9021	A-32	89-310	A-34
78-0200	B-39	83-6161	A-30	84-9031	A-32	89-312	A-34
78-0200-25	B-39	83-6171	A-30	84-9081	A-32	89-314	A-35
78-0201	B-39	83-6211	A-30	84-9091	A-32	89-317	A-35
78-0201-25	B-39	83-6221	A-30	84-9281	A-32	89-323	A-35
78-0202	B-39	83-6231	A-30	84-9291	A-32	89-324	A-35
78-0202-25	B-39	83-7011	A-30	84-9301	A-32	89-330	A-35
78-0203	B-39	83-7021	A-30	84-9401	A-32	89-402	A-35
78-0203-25	B-39	83-7031	A-30	84-9581	A-31	89-404	A-35
78-0205	B-39	83-7051	A-30	84-9601	A-31	89-406	A-35
78-0205-25	B-39	83-7061	A-30	84-9771	A-31	89-408	A-35
78-0206	B-39	83-7071	A-30	84-9781	A-31	89-410	A-35
78-0206-25	B-39	83-7081	A-30	84-9791	A-31	89-412	A-35
78-0209	B-39	83-7091	A-30	84-9911	A-31	89-414	A-35
78-0210	B-39	83-7101	A-30	84-9921	A-31	89-417	A-35
78-0211	B-39	83-7111	A-30	84-9931	A-31	89-423	A-35
78-0212	B-39	83-7121	A-30	84S-ADBI	A-28	89-424	A-35
78-0213	B-39	83-7131	A-30	84S-EAFBI	A-28	89-430	A-35
78-0213-25	B-39	83-7151	A-30	85-017	E-8	89-504	A-35
78-0214	B-39	83-7161	A-30	85-035	E-8	89-5047	E-6
78-0214-25	B-39	83-7171	A-30	85-036	E-8	89-5048	E-6
78-0215-25	B-39	83-7201	A-30	85-037	E-8	89-505	A-35
78-0216-25	B-39	83-7211	A-30	85-039	E-8	89-506	A-35

NUMERICAL INDEX

Item	Page	Item	Page	Item	Page	Item	Page
89-507	A-35	B-4-18-0-C	B-74	H-3400	B-27	K-5405	B-69
89-508	A-35	B-4-18-9-C	B-74	H-3507	B-27	K-6603	C-6
89-509	A-35	B-48-175-9-L	B-74	IA-5170	C-12	K-8906R	B-27
89-512	A-35	B-6-40-0-C	B-74	IA-5171	C-12	K-8909	B-27
89-513	A-35	B-6-40-9-C	B-74	IA-5173	C-12	K-8964	B-31
89-525	A-35	B-6-40-9-M	B-74	IA-5516	E-4	KB-0173	B-6
89-570	E-6	B-8-50-0-C	B-74	IC-958	D-5	KB-0276R	B-27
89-580	E-6	B-8-50-0-M	B-74	IT_5I-C	B-71	KB-0278R	B-27
89-608	A-36	B-8-50-35-C	B-74	IT_5I-CO	B-71	L-1953	C-6
89-610	A-36	B-8-50-9-C	B-74	IT_5I-M	B-71	L-4419	C-5
89-612	A-36	B-8-50-9-M	B-74	IT_5I-MO	B-71	L-4419M	C-5
89-614	A-36	B-8-50MT-0-C	B-74	IT_5IMH-C	B-73	L-4420	C-5
89-740IV	E-12	B-8-50MT-9-C	B-74	IT_5IMH-CO	B-73	L-4421	C-5
89-740WH	E-12	B1-1	A-11	IT_5M-C	B-71	L-4421M	C-5
89-741IV	E-12	B1-250JR	A-11	IT_5M-CO	B-71	L-4422	C-5
89-741WH	E-12	B1-500JR	A-11	IT000CCL2-C	B-70	L-4452	C-6
89-742IV	E-12	B1-B	A-11	IT000MP-C	B-73	L-4453	C-5
89-742WH	E-12	B2-1	A-11	IT000MP-CO	B-73	L-4994	C-5
89-743IV	E-12	B2-350JR	A-11	IT1H-L	B-72	L-5212	C-8
89-743WH	E-12	B2-500JR	A-11	IT1H-LO	B-72	L-5215	C-8
89-744IV	E-12	B2-B	A-11	IT125CCL-C	B-70	L-5217	C-8
89-744WH	E-12	B4-1	A-11	IT14H-L	B-72	L-5269	C-8
89-746IV	E-12	B4-B	A-11	IT14H-LO	B-72	L-5270	C-6, C-8, C-15
89-746WH	E-12	BCS1-1	B-76	IT1LPMB-C	B-73	L-5361	C-5
89-750BK	E-12	BCS1-5	B-76	IT1M-C	B-71	L-5361M	C-5
89-750BU	E-12	BCS1-5M	B-76	IT1M-CO	B-71	L-5616	C-8
89-750GN	E-12	BCS1-JR	B-76	IT1M-M	B-71	L-5617	C-8
89-750GY	E-12	BCS2-1	B-76	IT1MID-C	B-69	L-5618	C-8
89-750IV	E-12	BCS2-5	B-76	IT1SMB-C	B-74	L-5619	C-8
89-750OR	E-12	BCS2-5M	B-76	IT1SMB-CO	B-74	L-5620	C-5, C-6, E-18
89-750RD	E-12	BCS2-JR	B-76	IT250CCL-C	B-70	L-7846	B-19
89-750WH	E-12	BGR-1	A-11	IT250CCL-CO	B-70	L-8762	C-6
89-750YL	E-12	BGR-B	A-11	IT2I-C	B-71	L-8763	C-5
89-760BK	E-12	BMP-1000-9-C	B-74	IT2I-CO	B-71	L-9038	C-8
89-760BU	E-12	BMP-750-9-C	B-74	IT2I-M	B-71	L-9039	C-8
89-760GN	E-12	BMSE150-1	B-76	IT2I-MO	B-71	L-9148	B-69
89-760GY	E-12	BMSE175-1	B-76	IT2LH-C	B-72	L-9225	E-13
89-760IV	E-12	BP-958	D-5	IT2LH-CO	B-72	L-9226	E-13
89-760OR	E-12	BPS2-1	B-76	IT2M-C	B-71	LA-2358	C-5
89-760RD	E-12	BPS2-5	B-76	IT2M-CO	B-71	LA-3953	C-6
89-760WH	E-12	BPS2-50	B-76	IT2M-M	B-71	LA-4102	E-9
89-760YL	E-12	BPS2-5M	B-76	IT2S-C	B-70, B-72	LA-4145	E-4
89-780IV	E-12	BPS2-JRL	B-76	IT2S-CO	B-70, B-72	LA-4218	B-6
89-780WH	E-12	BPS2/2-50	B-76	IT2S-C35	B-70	LB-1001	C-5
89-784IV	E-12	BPS2B-JR	B-76	IT2S-M	B-70, B-72	LB-1001M	C-6
89-784WH	E-12	BPS3-1	B-76	IT2S-MO	B-70, B-72	LB-1002	C-5
90-051	B-75	BPS3-2	B-76	IT2SID-C	B-69	LB-1002M	C-6
90-052	B-75	BPS3-JRL	B-76	IT2SMB-C	B-74	LB-1003	C-5
90-053	B-75	BPSTCKR-15	B-76	IT2SMB-CO	B-74	LB-1004	C-5
90-054	B-75	BSER2-25	B-76	IT2SMH-C	B-73	LB-1089	C-8
90-063	B-61	BSER4/0-5	B-76	IT2SMH-CO	B-73	LB-1090	C-8
90-067	B-61	BSER6-50	B-76	IT2SMH-M	B-73	LB-1091	C-5, C-8
90-070	B-61	BSEU2-25	B-76	IT375CCL2-C	B-70	LB-1092	C-8
90-073	B-61	BSEU4/0-5	B-76	IT375CCL2-CO	B-70	LB-1151	C-5
90-082	B-61	BSEU6-50	B-76	IT3I-C	B-71	LB-1152	C-5, E-18
90-085	B-61	BT2-1	A-11	IT3I-CO	B-71	LB-1153	C-5, E-18
90-088	B-61	BT2-500JR	A-11	IT3S-C	B-70, B-72	LB-1154	C-5
90-091	B-61	BT2-SK	A-11	IT3S-CO	B-70, B-72	LB-1155	C-5, C-6
90-170	B-61	BTC1/0-10	A-37	IT3S-C35	B-70	LB-1156	C-5
90-173	B-61	BTC2/0-14	A-37	IT3S-D	B-70, B-72	LB-1184	C-8
90-176	B-61	BTC250-4	A-37	IT3S-DO	B-70, B-72	LB-1185	C-8
92-212	E-6	BTC350-1/0	A-37	IT3SMH-C	B-73	LB-1186	C-8
92-610	E-6	BTC4/0-10	A-37	IT3SMH-CO	B-73	LB-1187	C-8
92-611	E-6	BTC4/0-2	A-37	IT4I-C	B-71	LB-1188	C-8
92-650	E-6	BTC4/0-6	A-37	IT4I-CO	B-71	LB-1189	C-8
92-651	E-6	BTC500-1/0	A-37	IT4LH-L	B-72	LB-1190	C-8
92-656	E-6	BTC500-14	A-37	IT4LH-LO	B-72	LB-1194	C-8
92-659	E-6	BTC500-4	A-37	IT4LHMH-C	B-73	LB-1195	C-6, C-8, C-15
92-691	E-6	BTC750-250	A-37	IT4LHMH-CO	B-73	LB-1284	E-7
92-693	E-6	C-290	D-13, D-18	IT4S-C	B-70, B-72	LB-1421	C-5, C-6
92-695	E-6	C-700	D-18	IT4S-CO	B-70, B-72	LB-1747	E-9
92-704	E-6	C-760	D-7, D-18	IT4S-D	B-70, B-72	LB-1748	E-13
92-705	E-6	C-770	D-7, D-18	IT4S-DO	B-70, B-72	LB-1904	C-12
92-817P	E-8	C-90	D-14, D-18	IT4SMH-C	B-73	LB-197	C-8
B-11-50-0-C	B-74	C24	B-26	IT500CCL2-C	B-70	LB-198	C-8
B-11-50-0-D	B-74	CR-959	D-5	IT5LH-L	B-72	LB-4617	C-12
B-11-50-35-C	B-74	D65-LC	A-27	IT5LH-LO	B-72	LB-4618	C-12
B-11-50-9-C	B-74	D65-LC-U	A-27	IT5S-C	B-72	LB-4619	C-12
B-11-50-9-D	B-74	D65PN-LC	A-27	IT5S-CO	B-72	LB-4620	C-12
B-14-120-0-L	B-74	D65PN-LC-U	A-27	IT625CCL2-C	B-70	LB-4621	C-12
B-14-120-9-C	B-74	D65PN-U	A-27	IT6EH-CO	B-72	LB-718	C-8
B-14-50-0-C	B-74	D65U	A-27	IT750CCL2-C	B-70	LB-719	C-8
B-14-50-0-D	B-74	F-105	D-18	IT750MP-C	B-73	LB-720	C-8
B-14-50-9-C	B-74	F-340	D-18	IT750MP-CO	B-73	LB-721	C-8
B-14-50-9-D	B-74	F-341	D-18	IT7H-L	B-72	LB-722	C-8
B-14-50MT-9-C	B-74	F-497	D-18	IT7H-LO	B-72	LB-727	C-8
B-24-175-0-L	B-74	F-797	D-18	IT7LH-L	B-72	LB-728	C-8
B-24-175-9-L	B-74	F-956	D-5	IT7LH-LO	B-72	LB-729	C-8
B-36-175-9-L	B-74	H-2909	C-6	K-2422	A-33	LB-730	C-8

NUMERICAL INDEX

<u>Item</u>	<u>Page</u>	<u>Item</u>	<u>Page</u>	<u>Item</u>	<u>Page</u>	<u>Item</u>	<u>Page</u>
LB-731	C-8						
LB-740	C-6						
LB-742	C-6						
LB-743	C-6						
LB-882	C-8						
LB-883	C-8						
LB-895	C-8						
LB-896	C-8						
P-100	B-15						
R156003	E-3						
R156004	E-3						
R158000	E-3						
R158002	E-3						
R158003	E-3						
RC-955	D-5						
RC-959	D-5						
TC-486	D-13, D-17						
TL-102	D-14, D-17, D-18						
TL-495	D-13, D-17, D-18						
TL-521	D-16, D-17, D-18						
TL-770	D-7, D-13, D-17, D-18						
TL-795	D-13, D-15, D-17, D-18						
TL-796	D-15, D-17, D-18						
TL-797RP	D-15, D-17, D-18						
TL-95	D-17, D-18						
TL-956	D-5, D-17, D-18						
TR-955	D-5						
VFF5	E-17						
WGR-1	A-12						
WGR-B	A-12						
WT1-1	A-12						
WT1-B	A-12						
WT2-1	A-12						
WT2-B	A-12						
WT3-1	A-12						
WT3-B	A-12						
WT4-1	A-12						
WT4-B	A-12						
WT41-1	A-12						
WT41-500JR	A-12						
WT41-B	A-12						
WT41-SK	A-12						
WT51-1	A-12						
WT51-500JR	A-12						
WT51-B	A-12						
WT51-SK	A-12						
WT52-1	A-12						
WT52-500JR	A-12						
WT52-B	A-12						
WT52-SK	A-12						
WT54-1	A-12						
WT54-B	A-12						
WT6-1	A-12						
WT6-B	A-12						



#IDEALnationals

WHERE ELECTRICIANS BECOME LEGENDS

Showcase your skills & compete for your chance to win more than \$600K in cash and prizes.

REGISTER TODAY AT IDEALNATIONALS.COM.

THE ELECTRICIAN'S
CHAMPION™ 

NO PURCHASE NECESSARY TO ENTER. OPEN ONLY TO PROFESSIONAL ELECTRICIANS AND STUDENTS IN AN ELECTRICAL APPRENTICE PROGRAM, WHOM ARE LEGAL RESIDENTS OF THE UNITED STATES AND HAVE REACHED MAJORITY AGE IN THEIR STATE, VOID WHERE PROHIBITED. Contest dates: 3/1/2018 - 10/1/2018. See www.IDEALnationals.com for Official Rules, prize descriptions and odds disclosure. Sponsor: IDEAL INDUSTRIES, INC., 1375 Park Ave., Sycamore, IL 60178.

©2018 IDEAL INDUSTRIES, INC.



ABOUT IDEAL ELECTRICAL

IDEAL Electrical has been making tools and parts for electricians for over 100 years. We've sold over a billion wire connectors and our products have traveled from the South Pole to the moon. We make tools for every part of the job. We even created the IDEAL National Championship to celebrate electricians everywhere.

Our mission is to champion electricians and the entire electrical industry – the contractors, distributors, students and trade schools. This is the industry that powers the civilized world.

We are part of IDEAL INDUSTRIES, INC., a five-generation, family-owned company built on a philosophy of creating ideal relationships with customers, employees, vendors and communities. It's a philosophy that has helped the company become a global innovator, with business units serving automotive, aerospace, construction and other industries around the planet.

IDEAL INDUSTRIES, INC. is committed to Building an IDEAL World.

A DIVISION OF



IDEAL INDUSTRIES, INC.

1800 S. Prairie Drive, Sycamore, IL 60178, USA (815) 895-5181 | (800) 435-0705 in USA
International offices: Australia | Brazil | Canada | China | France | Germany | Mexico | Puerto Rico | UK
For complete sales office contact information, visit us at idealind.com.